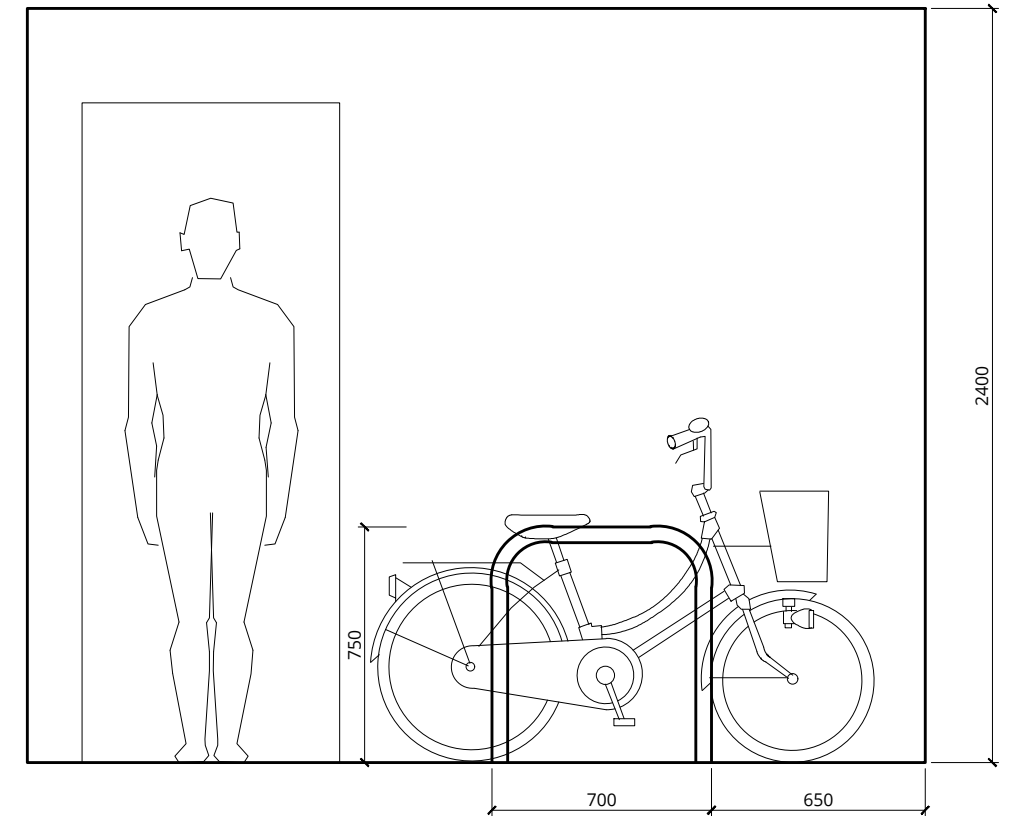
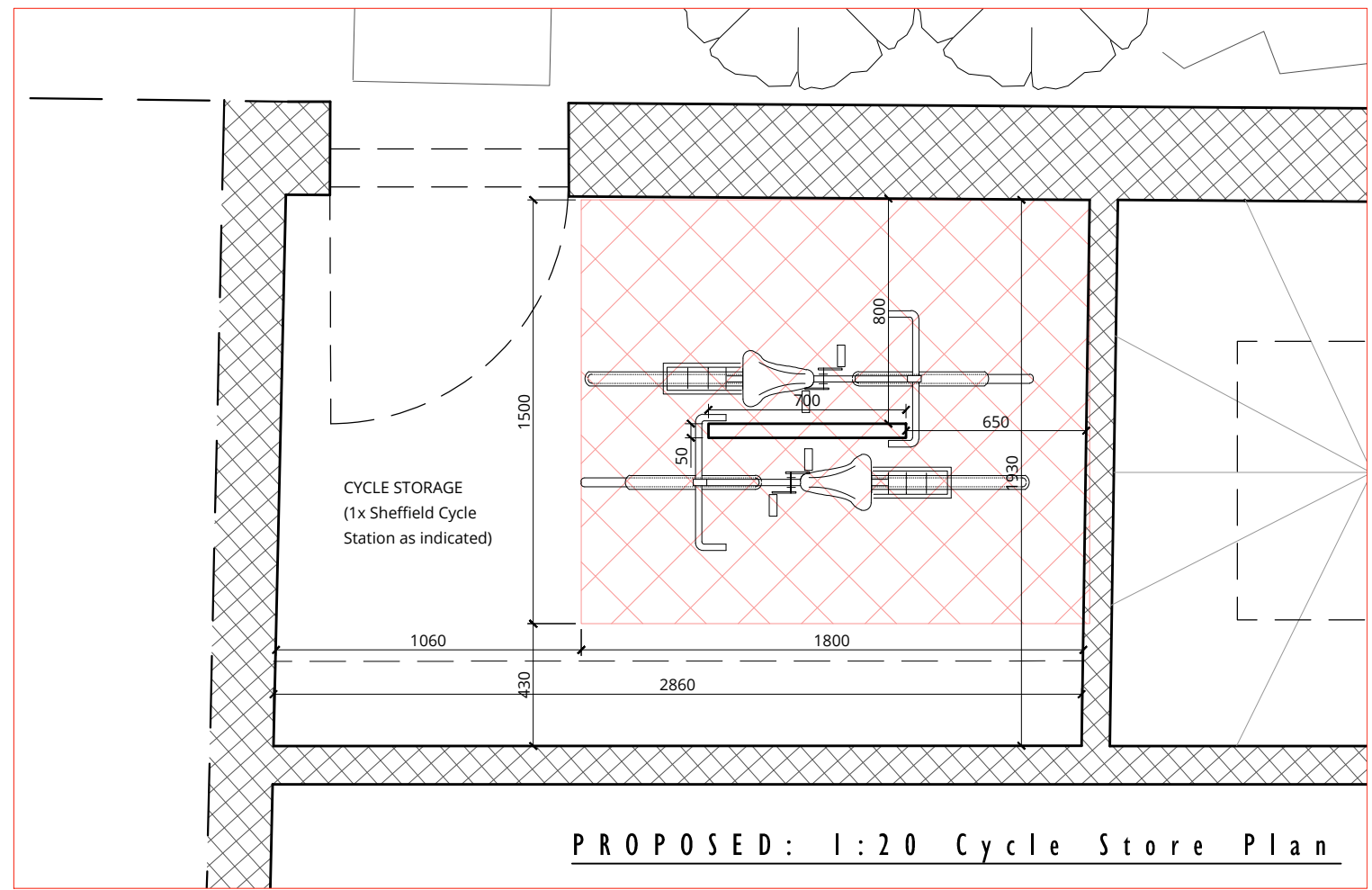
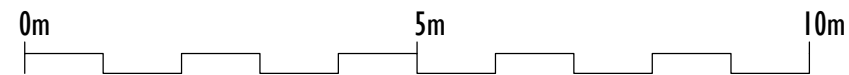



PROPOSED: Garage Floor Plan

1:100 at A3  
1:50 at A1



PROPOSED: 1:20 Cycle Store Elevation

**w o l f f**  
**A R C H I T E C T S**

16 lambton place  
notting hill  
london w11 2sh  
t e l 0 2 0 7 2 2 9 3 1 2 5  
f a x 0 2 0 7 2 2 9 3 2 5 7  
i n f o @ w o l f a r c h i t e c t s . c o . u k

This drawing is protected under Copyright and at no time should any portion of this drawing be reproduced or copied without the permission of the Architect. (Design Copyright Act 1968)

This drawings must not be used for purposes other than that for which it is provided. It is supplied without liability for any errors or omissions.

Drawings only to be scaled for planning application purposes, all dimensions to be checked on site. All drawings subject to Statutory Authority Approval.

no:	rev:	date:
0	PLANNING SUBMISSION	24.10.18

status: <b>PLANNING</b>	project:	70 Elsworth Road London, NW3		drawing title:	PROPOSED Cycle Storage Plan		
	date:	23/10/18	scale:	As Shown	dwg no:	1422-PL-400	rev no: