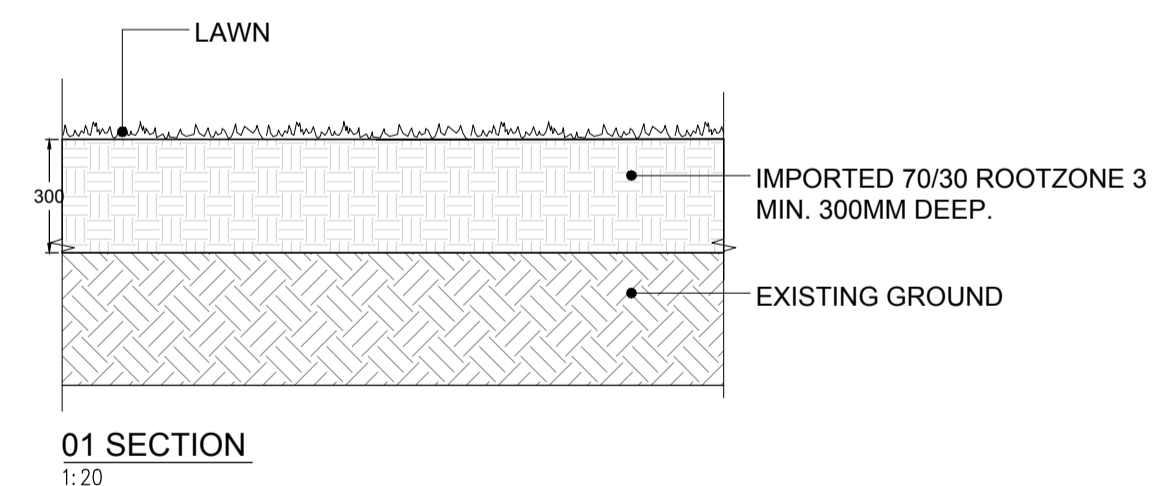
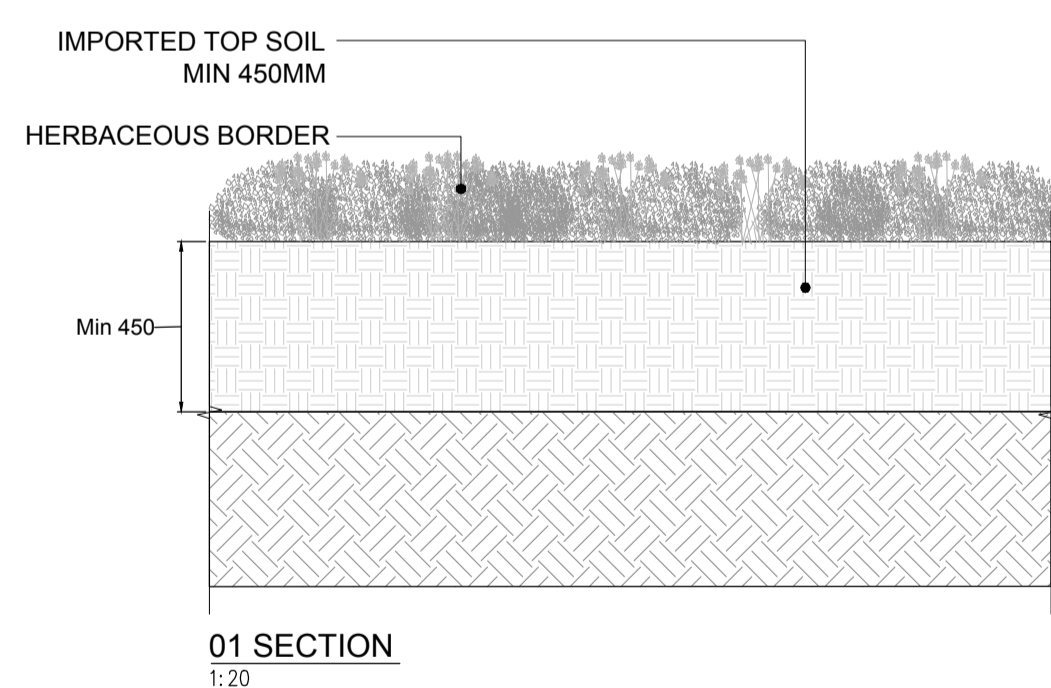


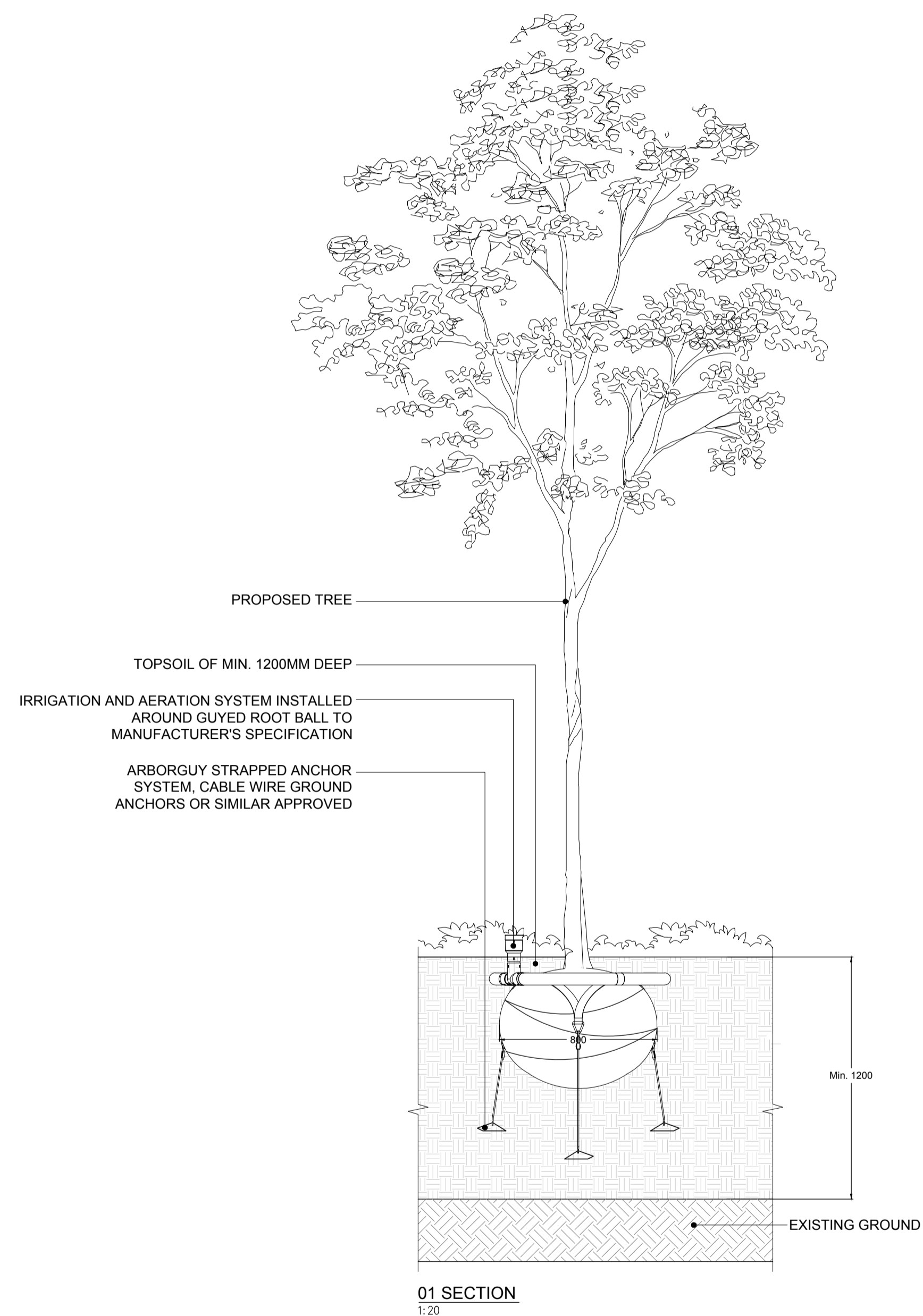
1 HEDGE PLANTING
1 : 20

2 HEDGE PLANTING
1 : 20



3 HERBACEOUS PLANTING
1 : 20

4 LAWN PLANTING
1 : 20



5 TREE PLANTING
1 : 20

Revision	Date	Drawn by	Authorised by
Scale			
METERS		1:20	North
0 2 4 1			

RANDLE SIDDELEY
LANDSCAPE ARCHITECTURE & CONSTRUCTION

office@randsiddeley.co.uk www.randsiddeley.co.uk +44 (0)20 7627 7272

Client	Private Client		
Project	22 Frogna! Way		
Drawing	HARD LANDSCAPE DETAILS HARD ELEMENTS		
Paper size	1:20 @ A1	Job No.	2082
Date	06-03-2018	Drawn	NM
Checked	DW	Authorised	RS
Purpose of Issue	PLANNING		
Do not scale from drawing. Contractors must verify all dimensions on site before commencing any work or shop drawings. Figure dimensions are to be used in preference to scaled dimensions. If this drawing exceeds the quantities taken in any way the architects are to be informed before work is initiated.			
© Randle Siddeley Associates			
Drawing No.	2082-030-004	Revision No.	-