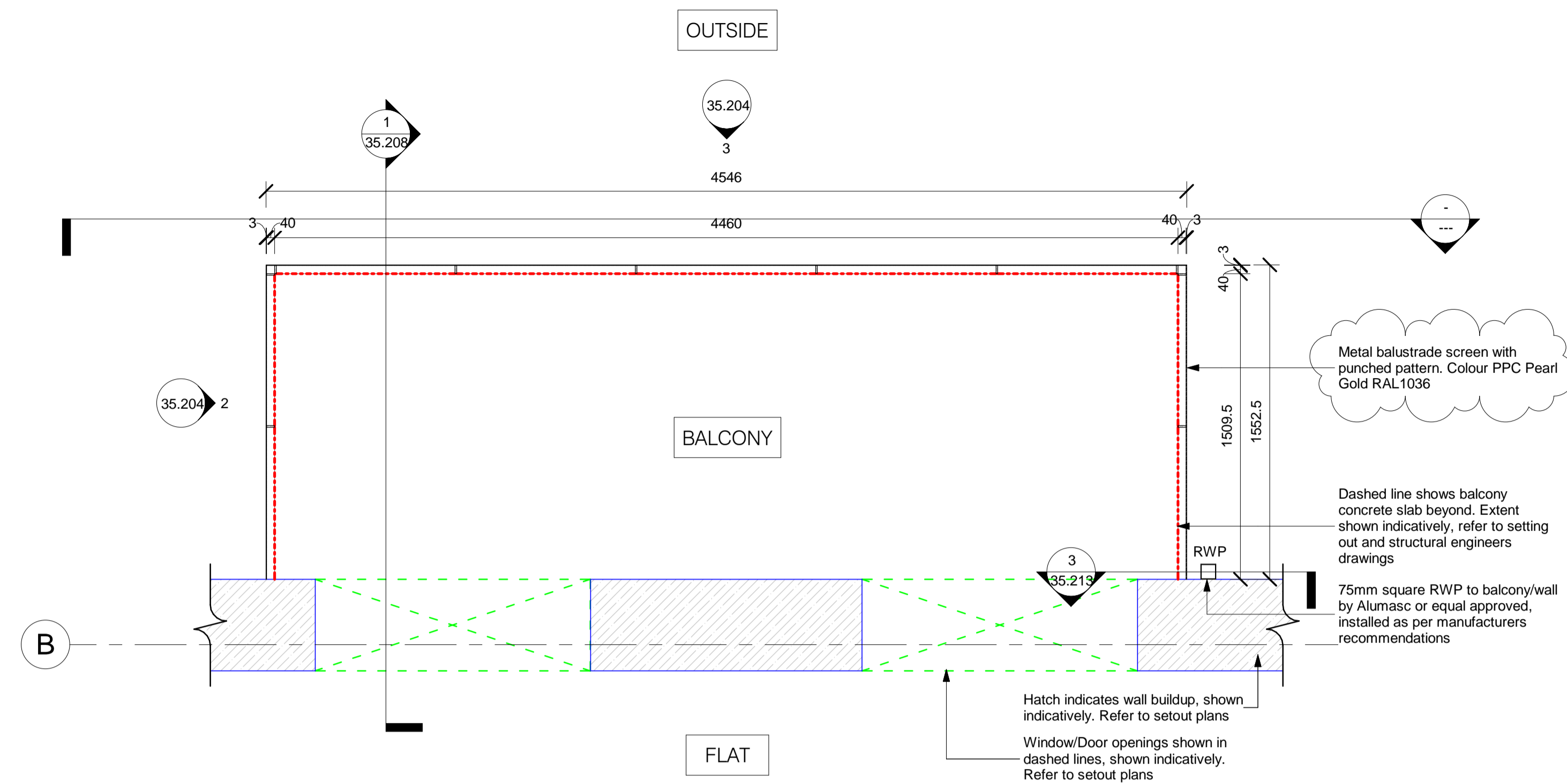
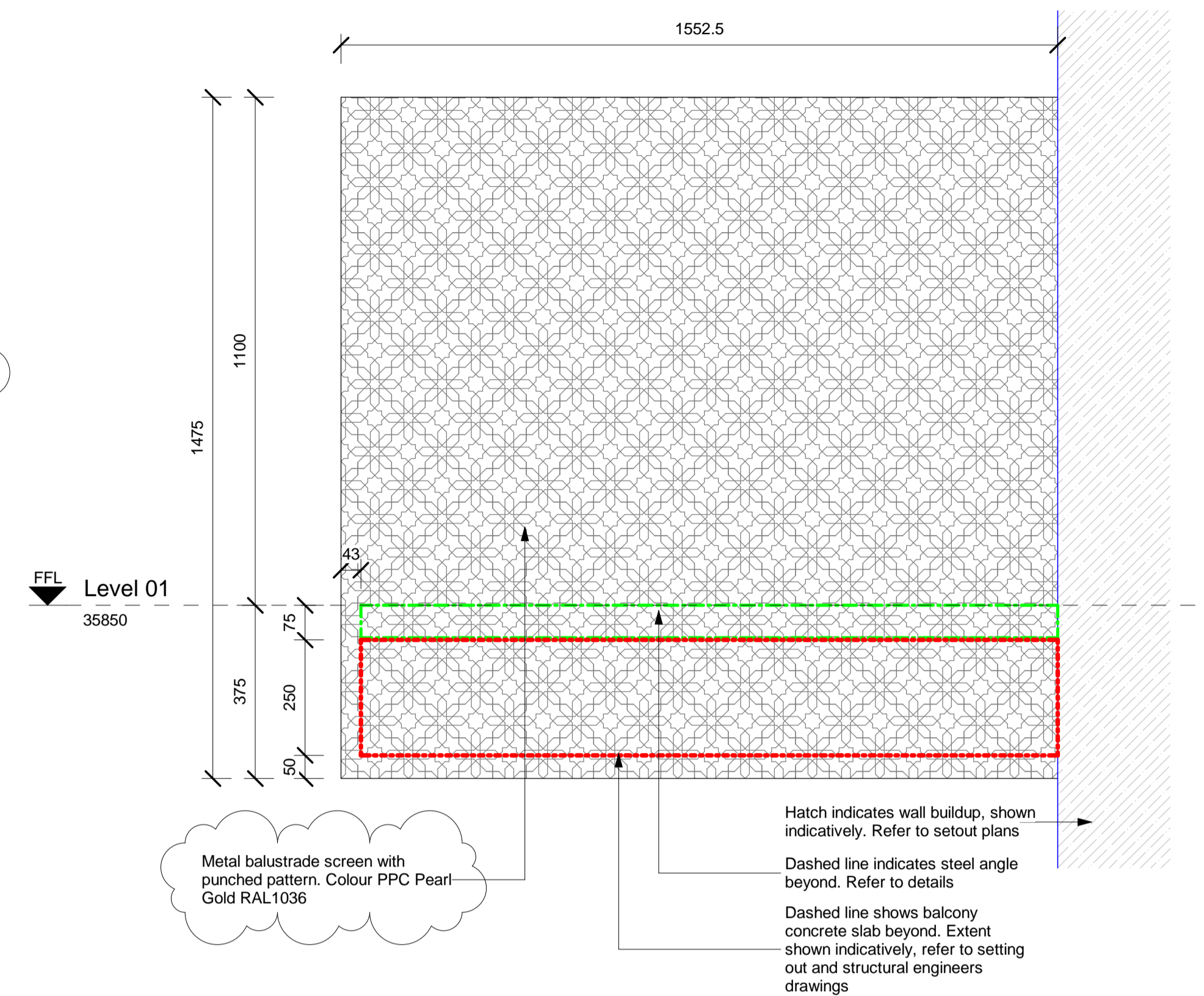


All dimensions to be verified on site by Main Contractor before the start of any shop drawings or work whatsoever either on their own behalf or that of sub-contractors.
 Report any discrepancies to the Contract Administrator at once.
 This drawing is to be read with all relevant Architect's and Engineer's drawings and other relevant information.
 © Ingleton Wood LLP

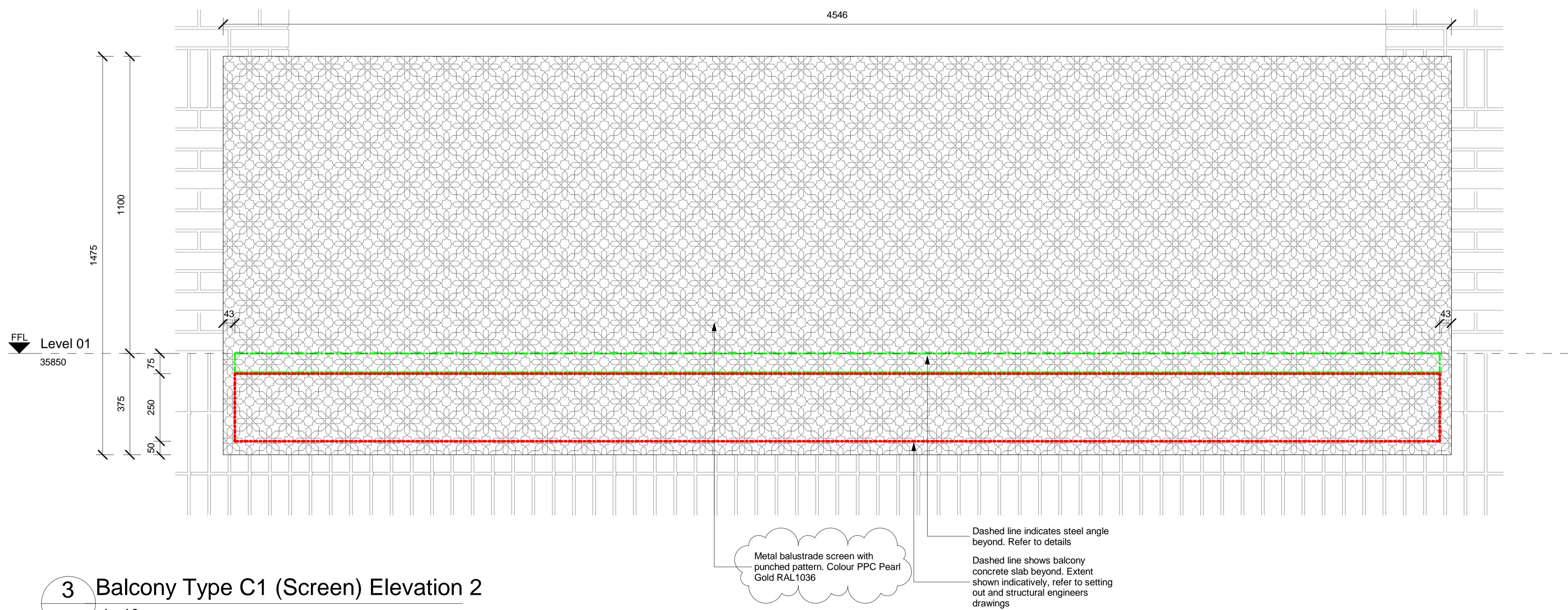
LEGEND: DO NOT SCALE



1 Balcony Type C1 (Screen) Setting Out Plan
 12.21 1 : 20



2 Balcony Type C1 (Screen) Elevation 1
 1 : 10



3 Balcony Type C1 (Screen) Elevation 2
 1 : 10

E	25.08.18	Balustrade screen note amended	ET	JR
D	24.07.18	Balcony Title amended, Overflows removed	ET	JR
C	05.02.18	Overflows/RWP added	ET	JR
B	05.12.17	For Construction	ET	JR
A	07.07.17	First Issue	ET	JR

Rev:	Date:	Description:	Chk:	Apr:
Scale @ A1:	Issuing Office:	Project No:		
As indicated	London	84923		
Status:	Purpose of Issue:			
S4	For Construction			

Ingleton Wood
 Vision, form and function
 London
 1 Alle Street
 London E1 8DE
 T: 020 7680 4400
 www.ingletonwood.co.uk

Project:
 Regents Park Estate
 Plot 8 - The Victory Pub
 London
 NW1 4BX

Drawing Title:
 External Balcony & Terrace Details

Client:
 Lovell Partnership Ltd.

File Ref:	Revision:
TVP - IW - XX - ZZ - DR - A - 35.204	E