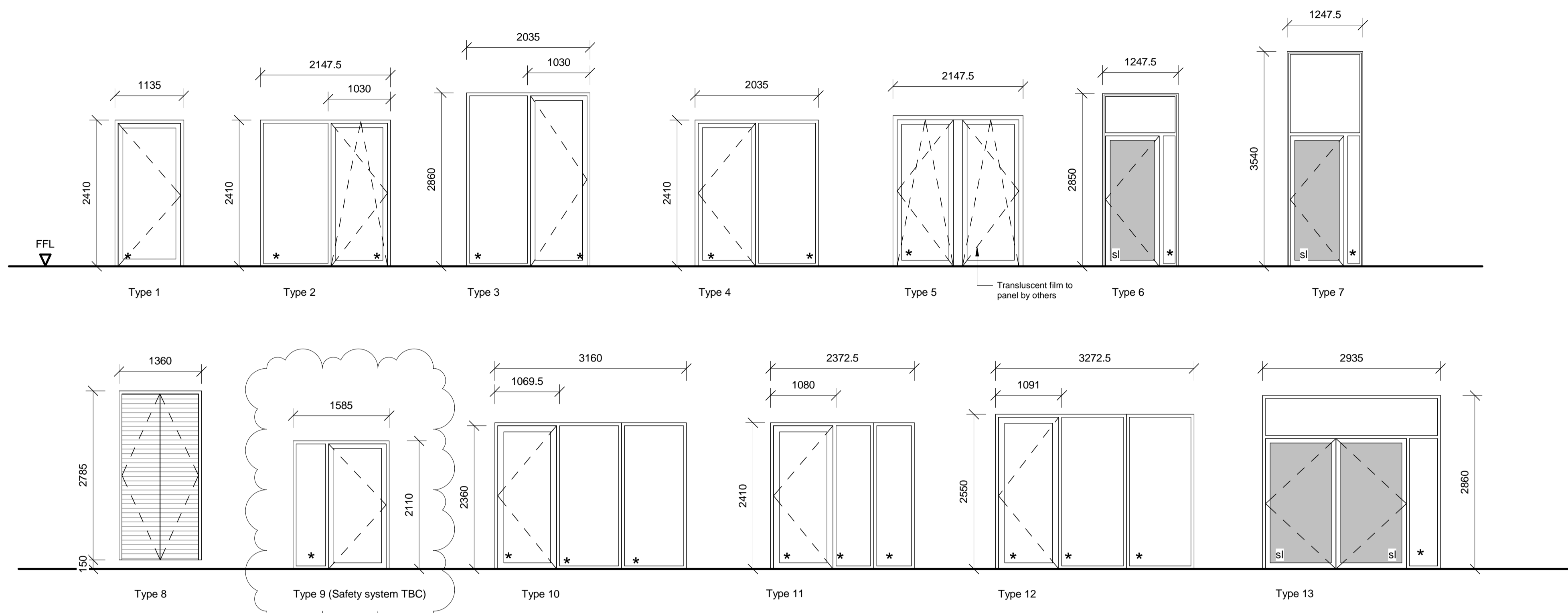
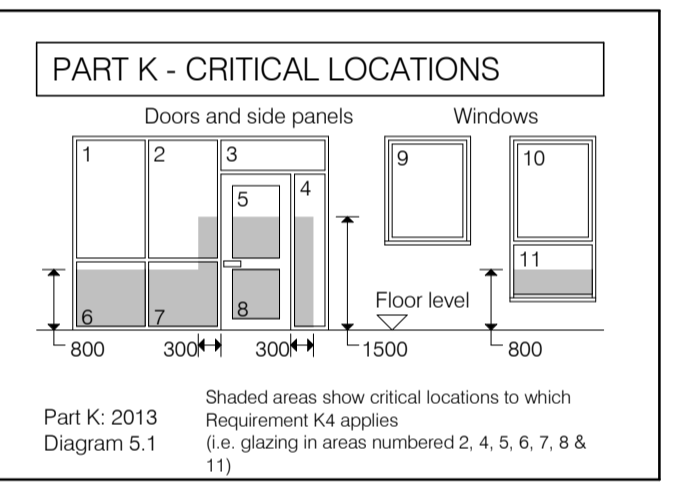
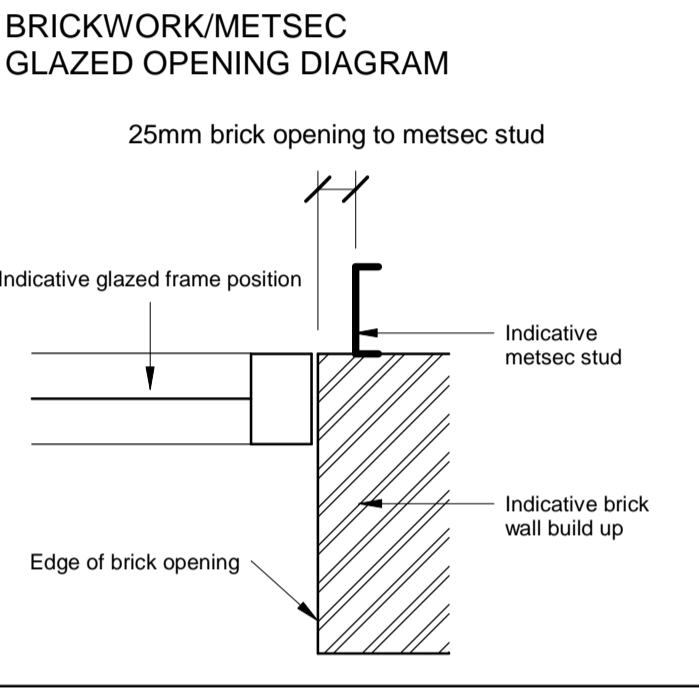
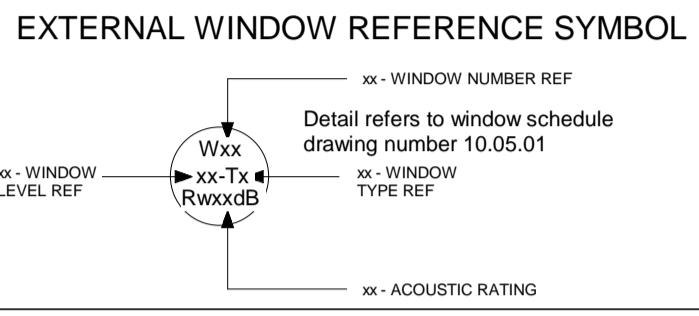


All dimensions to be verified on site by Main Contractor before the start of any shop drawings or work whatsoever either on their own behalf or that of sub-contractors.
Report any discrepancies to the Contract Administrator at once.
This drawing is to be read with all relevant Architect's and Engineer's drawings and other relevant information.
© Ingleton Wood LLP

LEGEND: DO NOT SCALE

GENERAL NOTES
- See detail drawing series 35.171 for window head/jamb and sill details.
- Structural opening width and heights indicated in schedule are brick dimensioned openings.



External Door Legend
1 : 50
* Refer to notes on Part K
sl Solid panel door

External Door Schedule															
Mark	Type Mark	Sill Height	Width	Height	Frame Material	Door Leaf Material	Acoustic Rating	Door Security	Parameter Door Zone	Level	Render Window Reveal	Comments	Manufacturer	Door AOV	Access Control
Level 0L															
01	EX7	0	1248	3540	PPC Sepia Brown RAL 8014	PPC Grey Beige RAL 1019	TBC	PAS24	External	Level 0L	No	Domestic front door, glazed side/fanlight	PDS		
02	EX7	0	1248	3540	PPC Sepia Brown RAL 8014	PPC Grey Beige RAL 1019	TBC	PAS24	External	Level 0L	Yes	Domestic front door, glazed side/fanlight	PDS		
Level 00															
01	EX13	0	2935	2860	PPC Sepia Brown RAL 8014	PPC Sepia Brown RAL 8014	TBC	PAS24	External	Level 00	No	Communal front door, glazed side/fanlight	AWS		FOB
02	EX6	0	1248	2850	PPC Sepia Brown RAL 8014	PPC Grey Beige RAL 1019	TBC	PAS24	External	Level 00	Yes	Domestic front door, glazed side/fanlight	PDS		
03	EX3	0	2035	2860	PPC Sepia Brown RAL 8014	PPC Sepia Brown RAL 8014	TBC	PAS24	External	Level 00	Yes	Communal front door, glazed side/fanlight	AWS		FOB
04	EX8	150	1360	2785	PPC Grey Beige RAL 1019	PPC Grey Beige RAL 1019	TBC	PAS24	External	Level 00	No	Louvered Plant Rooms	Cooks		FOB
05	EX8	150	1360	2785	PPC Grey Beige RAL 1019	PPC Grey Beige RAL 1019	TBC	PAS24	External	Level 00	No	Louvered Plant Rooms	Cooks		Gerda
Level 01															
01	EX10	0	3160	2410	PPC Grey Beige RAL 1019	Glazed	TBC		External	Level 01	Yes		IdealCombi		
02	EX4	0	2035	2410	PPC Grey Beige RAL 1019	Glazed	TBC		External	Level 01	Yes		IdealCombi		
03	EX1	0	1135	2410	PPC Grey Beige RAL 1019	Glazed	TBC		External	Level 01			IdealCombi		
04	EX12	0	3273	2550	PPC Grey Beige RAL 1019	Glazed	TBC		External	Level 01	Yes		IdealCombi		
Level 02															
01	EX10	0	3160	2410	PPC Grey Beige RAL 1019	Glazed	TBC		External	Level 02	Yes		IdealCombi		
02	EX4	0	2035	2410	PPC Grey Beige RAL 1019	Glazed	TBC		External	Level 02	Yes		IdealCombi		
04	EX11	0	2373	2410	PPC Grey Beige RAL 1019	Glazed	TBC		External	Level 02	Yes		IdealCombi		
05	EX12	0	3273	2550	PPC Grey Beige RAL 1019	Glazed	TBC		External	Level 02	Yes		IdealCombi		
Level 03															
01	EX11	0	2373	2410	PPC Grey Beige RAL 1019	Glazed	TBC		External	Level 03	Yes		IdealCombi		
02	EX09	360	1585	2110	PPC Grey Beige RAL 1019	Glazed	TBC		External	Level 03	No		IdealCombi	Yes	
03	EX2	0	2148	2410	PPC Grey Beige RAL 1019	Glazed	TBC		External	Level 03	No		IdealCombi		
04	EX10	0	3160	2410	PPC Grey Beige RAL 1019	Glazed	TBC		External	Level 03	Yes		IdealCombi		
05	EX5	0	974	2420	PPC Grey Beige RAL 1019	Glazed	TBC		External	Level 03	Yes		IdealCombi		
Level 04															
01	EX5	0	974	2420	PPC Grey Beige RAL 1019	Glazed	TBC		External	Level 04	Yes		IdealCombi		
02	EX11	0	2373	2410	PPC Grey Beige RAL 1019	Glazed	TBC		External	Level 04	Yes		IdealCombi		
03	EX2	0	2148	2410	PPC Grey Beige RAL 1019	Glazed	TBC		External	Level 04	Yes		IdealCombi		
04	EX10	0	3160	2410	PPC Grey Beige RAL 1019	Glazed	TBC		External	Level 04	Yes		IdealCombi		

H	20.08.18	Type 9 altered	LD	JR
G	22.08.18	Access control added	LS	JR
F	09.04.18	Manufacturer information amended	LS	JR
E	06.04.18	Amended to suit IC comments	LS	JR
D	08.12.17	Construction Issue	ET	JR
C	09.11.17	Solid panels shown to types 6, 7 & 13. Extra material information shown to ground floor doors	LS	JR
B	18.08.17	Door references amended	LS	JR
A	07.06.17	First Issue	LS	JR

Rev: | Date: | Description | Chk: | App: |
Scale @ A1: | Issuing Office: | Project No: |
As indicated | **London** | **84923**
Status: | Purpose of Issue: |
S4 | **For Construction**

Ingleton Wood
Vision, form and function
London
1 Alle Street
London E1 8DE
Billericay
Cambridge
London
Norwich
T: 020 7680 4400
www.ingletonwood.co.uk

Project:
Regents Park Estate
Dick Collins Hall

Drawing Title:
External Door Schedule

Client:
Lovell Partnership Ltd.

File Ref: | Revision: |
DCH - IW - XX - ZZ - DR - A - 10.5.02 | H