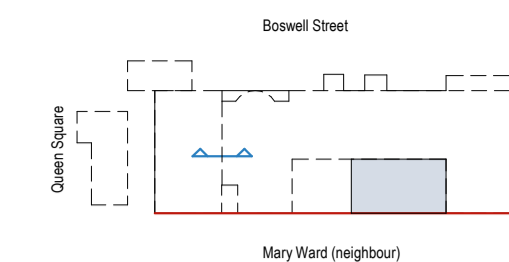


Key Plan



Key

- Existing party wall
- Proposed courtyard extension

Notes:

- 1 For structural openings, see door schedule 1615-ST-Q1-ZZ-SH-A-8301-8303
- 2 Final Measurements to be taken by manufacturer on site prior to manufacture. Refer to 5370-5372 for Typical Louvre Screen Details.
- 3 Door handles to be 1050mm AFFL unless otherwise stated.
- 4 Door closers to be concealed.
- 5 Ironmongery - Refer to schedule for all types. Refer to 5370-5372 for Typical Louvre Screen Details.
- 7 Specification Reference 25-55-45/170
- 8 Please note that a generic louvre system has been drawn to be read in conjunction with Alps proposals
- 9 Openings for ductwork/service routes to be co-ordinated with MEP engineers prior to manufacturing
- 10 For fire escape gate to Gage Street, refer to drawing 5654
- 11 Maximum heights have been noted which have been granted from Camden. This also screens the plant within the compound to meet the acoustic requirements. Any discrepancy should be identified and highlighted to the architect.

C1	19.09.18	First Construction Issue - Louvres -MJF	Issue - LM
A12	25.06.18	REVISED STAGE 4 ISSUE / LM / MJF	LM
A7	07.02.18	STAGE 4 SUBMISSION/ LM	AML
P1	10.01.18	Draft Stage 4 Issue / JB	LM

Rev	Date	Details/ Amended by	Sign
-----	------	---------------------	------

sonnemanntoon architects

Quality House
6-9 Quality Court
Chancery Lane
London WC2A 1HP
United Kingdom

tel: +44 (0)20 7580 8881
email: info@st-arch.co.uk
web: www.st-arch.co.uk

© This drawing is copyright

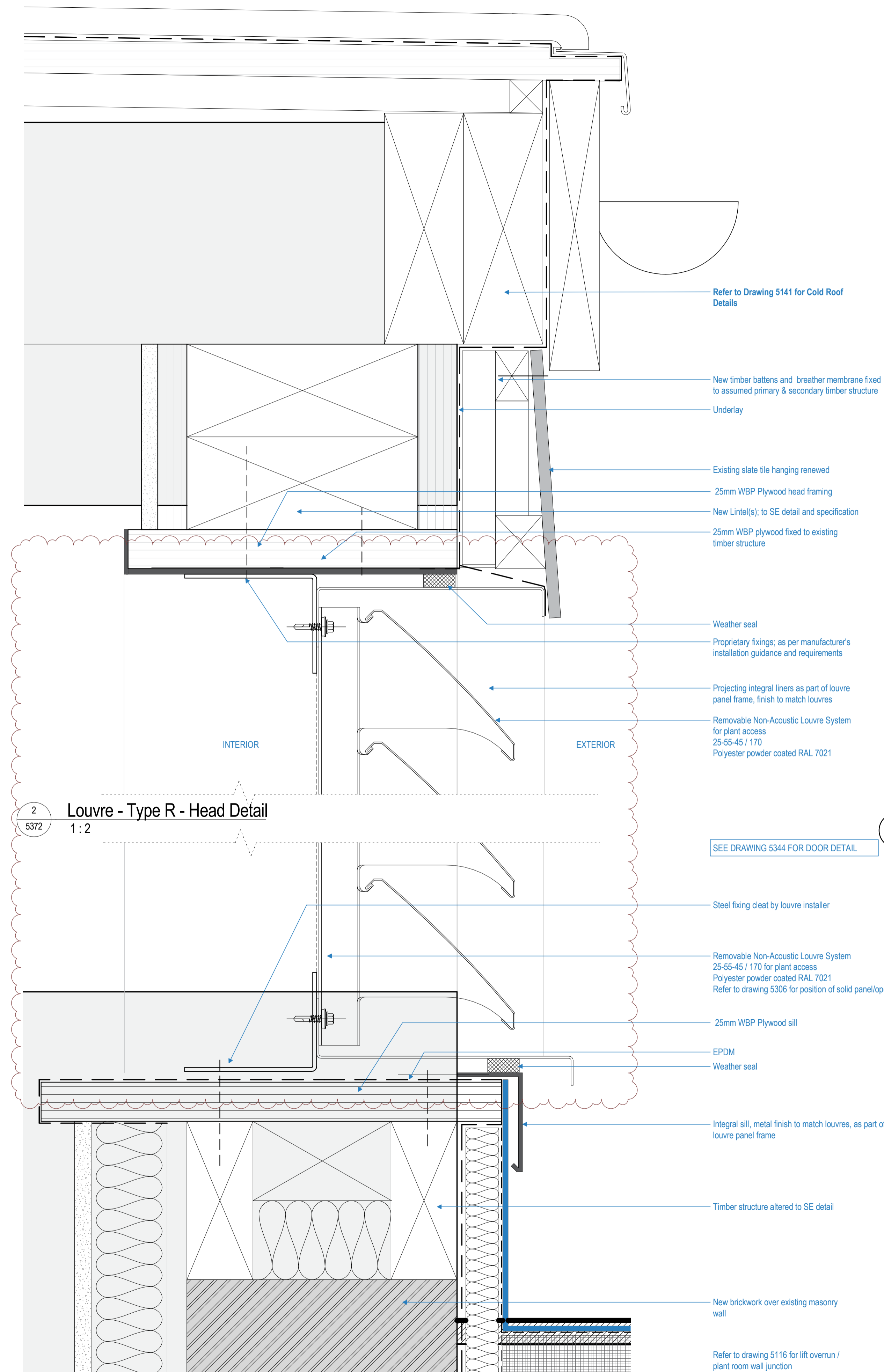
Do not scale this drawing. Architect to be informed of all discrepancies in dimensions. Contractor to check all dimensions on site.

Project title
ITALIAN HOSPITAL

Drawing title
**DETAILS: FIXED LOUVRES
Louvres - Type LR-01**

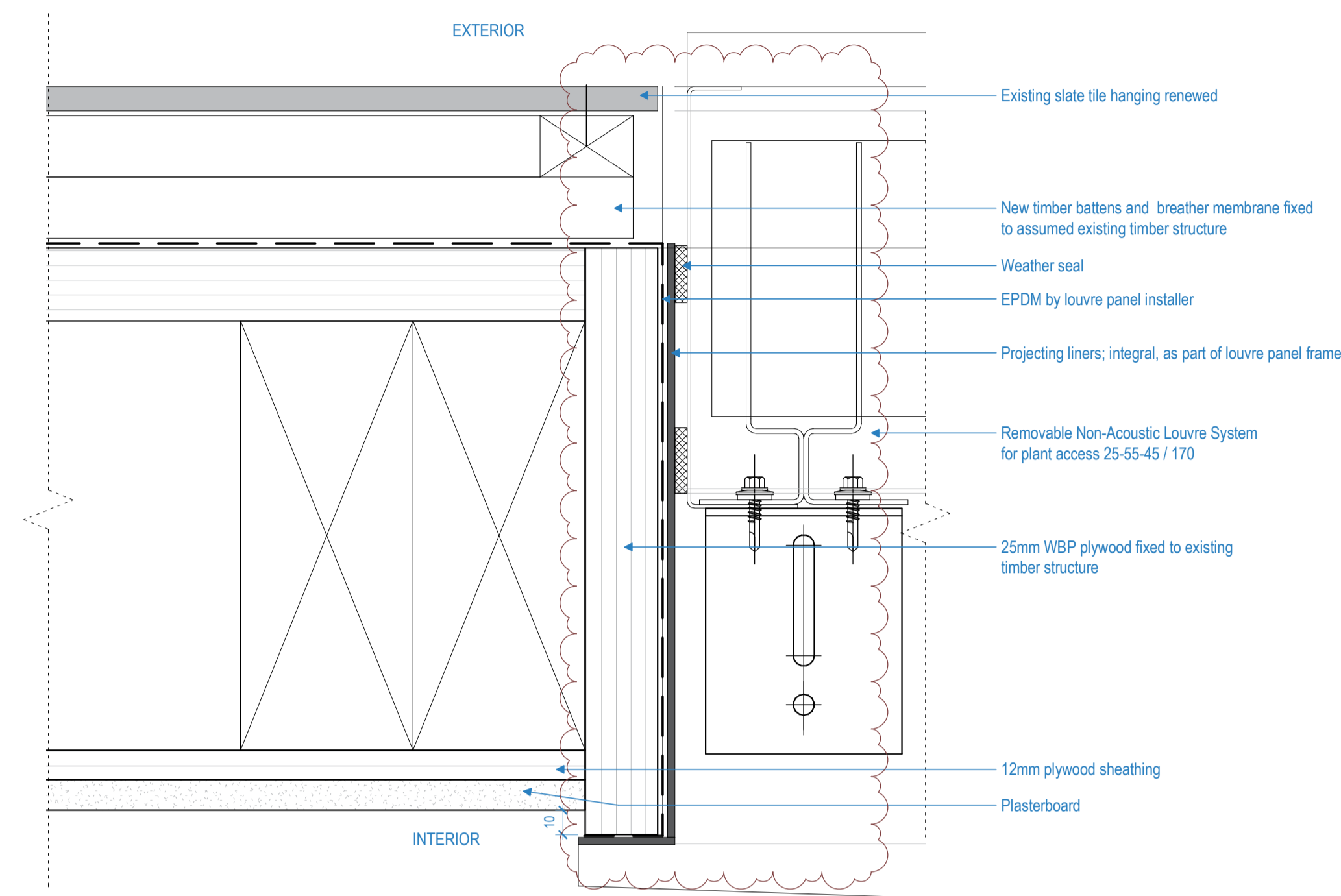
Scale	Status	Revision
1:2 @A1	CONSTR.	C1

Drawing number
1615-ST-Q1-ZZ-DR-A-5372

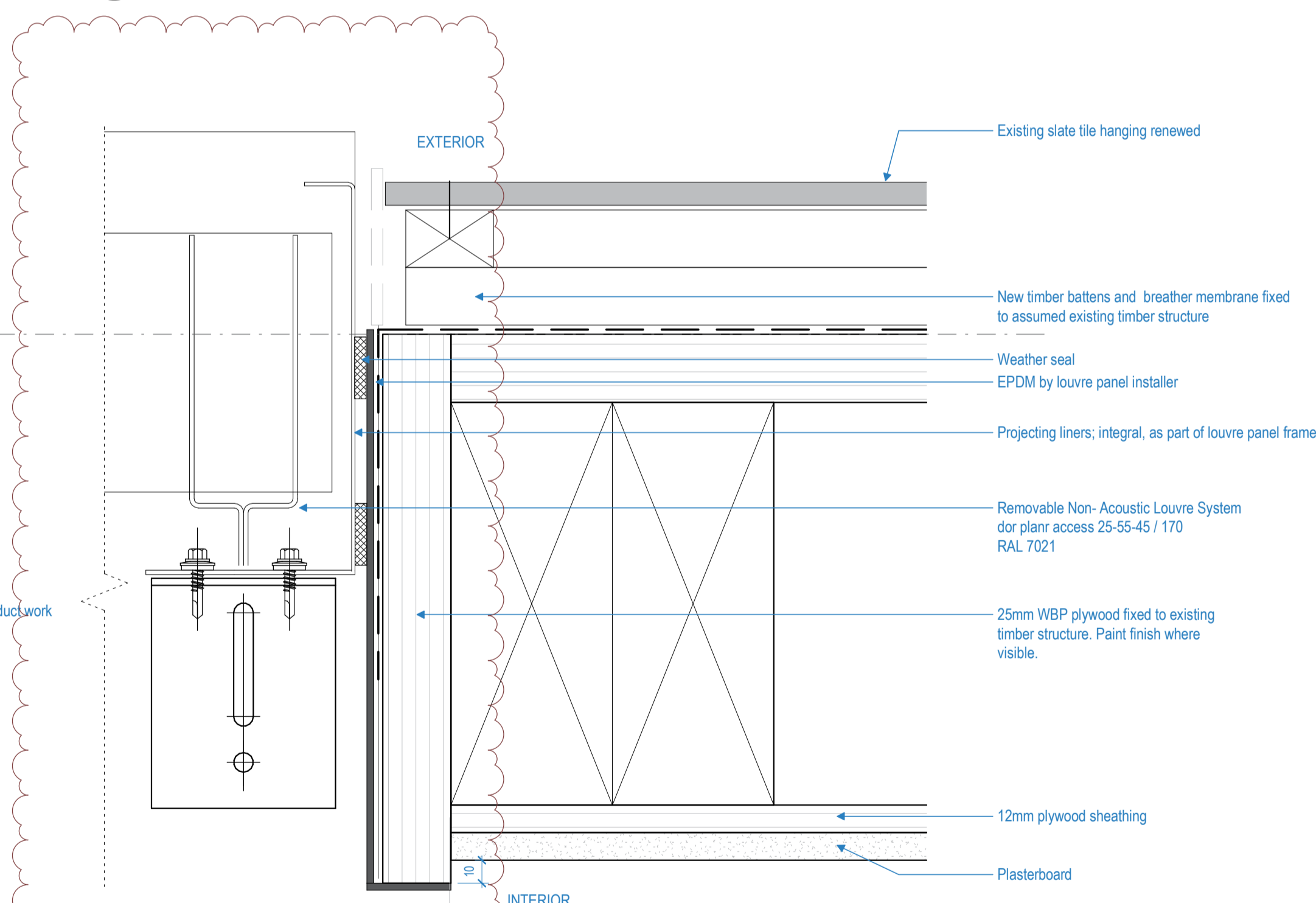


2 Louvre - Type R - Head Detail
1:2

3 Louvre - Type R - Base Detail
1:2



1 Louvre - Type R - Jamb Detail (RHS)
1:2



4 Louvre - Type R - Jamb Detail (LHS)
1:2

SEE DRAWING 5344 FOR DOOR DETAIL

