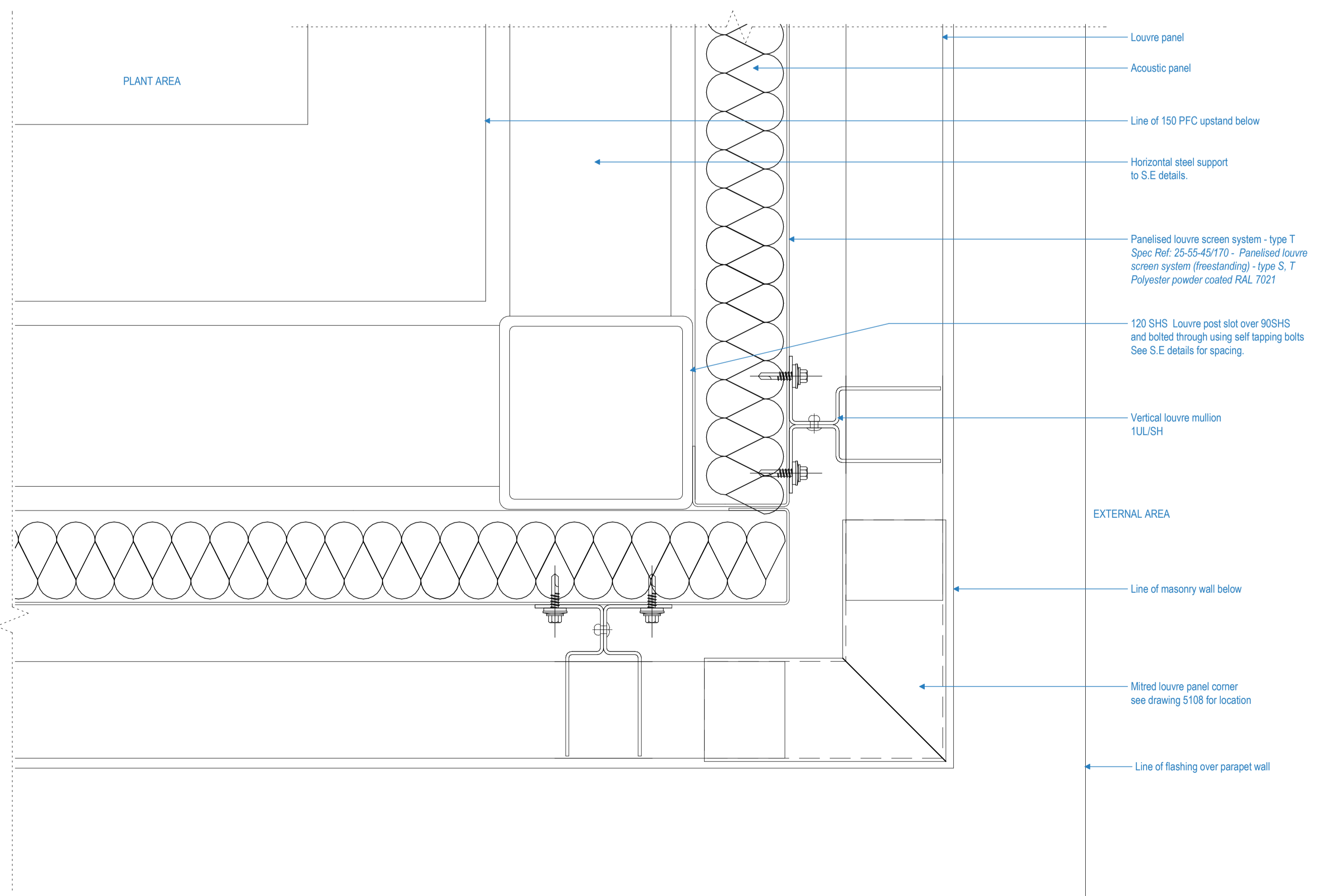
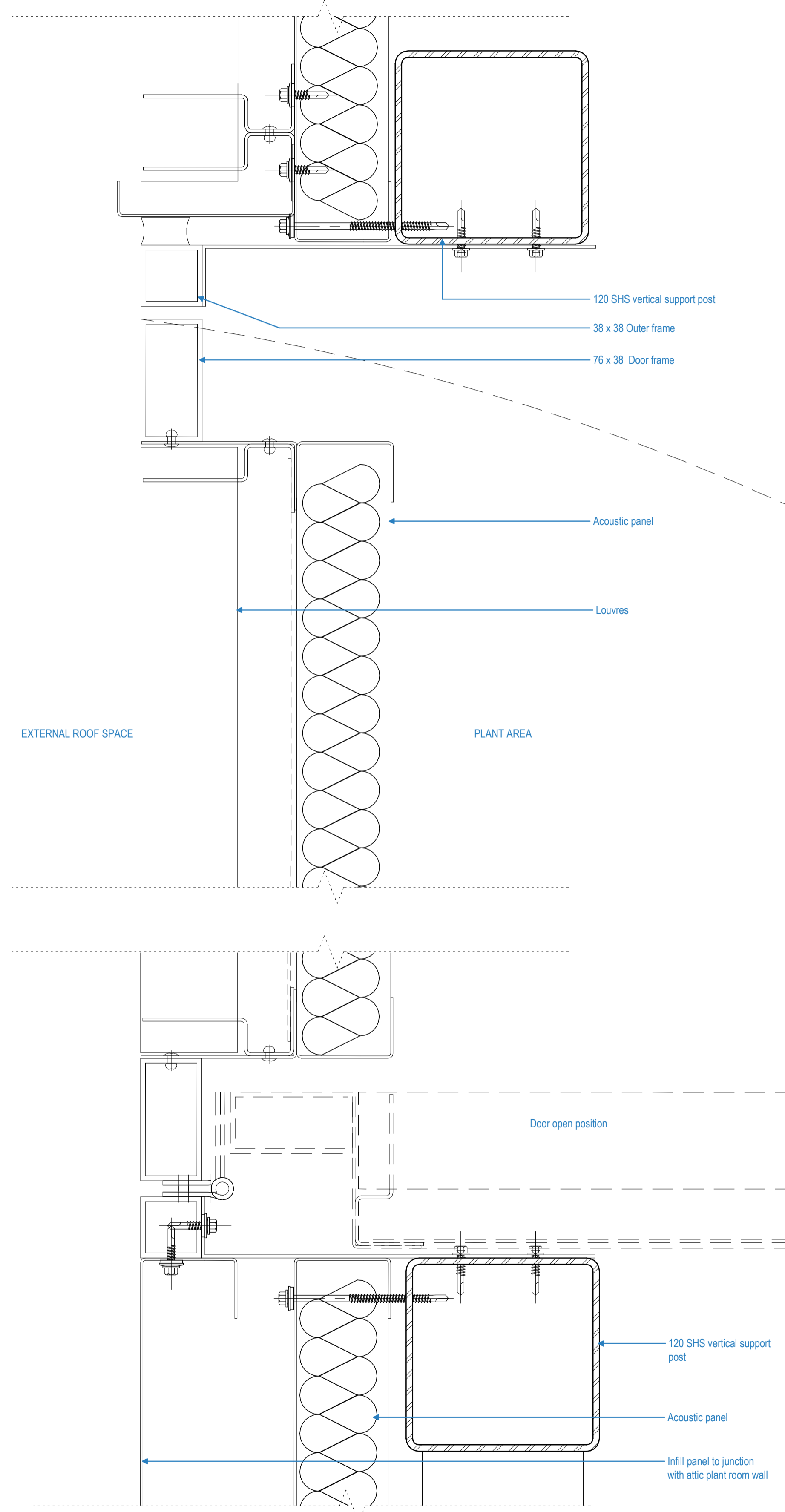


1
5371
Typical Louvred Screens - Typical Corner Detail
1:2

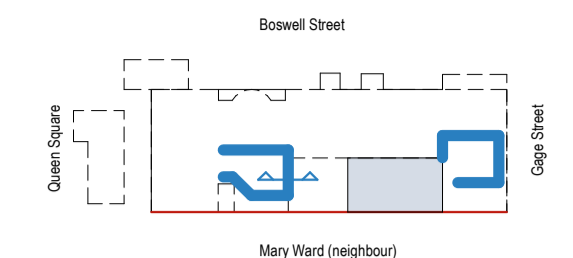


2
5371
Typical Louvred Screens - Corner Detail - Mitred Corner
1:2

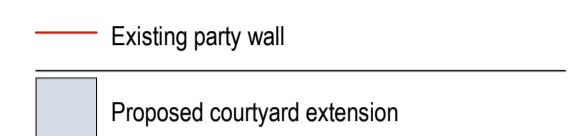


4
5371
Typical Louvred Screens - Door Detail Exposed Door Frame
1:2

Key Plan



Key



Notes:

- 1 For structural openings, see door schedule 1615-ST-Q1-ZZ-SH-A-9301-9303
- 2 Final Measurements to be taken by manufacturer on site prior to manufacture.
- 3 Door handles to be 1050mm AFFL unless otherwise stated.
- 4 Door closers to be concealed.
- 5 Ironmongery - Refer to schedule for all types Refer to 5370-5372 for Typical Louvre Screen Details.
- 7 Specification Reference 25-55-45/170
- 8 Please note that a generic louvre system has been drawn to be read in conjunction with Alps proposals
- 9 Openings for ductwork/service routes to be co-ordinated with MEP engineers prior to manufacturing
- 10 For fire escape gate to Gage Street, refer to drawing 5654
- 11 Maximum heights have been noted which have been granted from Camden. This also screens the plant within the compound to meet the acoustic requirements. Any discrepancy should be identified and highlighted to the architect.

C1	19.09.18	First Construction Issue - Louvres -MJF	LM
----	----------	---	----

Rev	Date	Details/ Amended by	Sign
-----	------	---------------------	------

sonnemanntoon architects

Quality House
6-9 Quality Court
Chancery Lane
London WC2A 1HP
United Kingdom
tel: +44 (0)20 7580 8881
email: info@st-arch.co.uk
web: www.st-arch.co.uk
© This drawing is copyright

Do not scale this drawing. Architect to be informed of all discrepancies in dimensions. Contractor to check all dimensions on site.

Project title
ITALIAN HOSPITAL

Drawing title
DETAILS: DOORS + LOUVRES Louvred Screens

Scale	Status	Revision
CONSTR.		C1

Drawing number
Drawing number formerly 1615-ST-Q1-ZZ-DR-A-5371
1615-ST-Q1-ZZ-DR-A-5371