


Stiltz
The home lift company

The
home lift

that fits in easily, and is

easy to fit.



www.stiltz.co.uk



Stiltz Duo Lift

The Stiltz Home Lift

The Stiltz Home Lift range is specially designed to fit easily into your home. As the smallest home lift available today, a Stiltz Lift has an unrivalled ability to fit spaces other lifts cannot.

Already popular around the world, with many hundreds of satisfied customers, the Stiltz Home Lift was the first lift of its kind to be launched in the UK.

Designed to make your life easier, our lifts help you stay in your home when the stairs get too much or if you are just looking for a quicker and more convenient way of getting between floors. It is also a significantly more convenient and cost effective option when compared to moving home or making substantial changes to your existing home.

Unlike a stairlift, Stiltz Lifts can carry two or three people, and even a wheelchair. You can even fit a vacuum cleaner and family pet in too!

A Stiltz Home Lift will enhance your home

The Stiltz range of lifts are thoughtfully designed and engineered by our highly- experienced team to provide home access for those in need of a safe, discreet and compact alternative to a stairlift. We are proud to have helped many people stay safely in the home they love for longer at an affordable price.

Our products are uniquely designed and because they do not need structural fixing to walls or floors your lift can be fitted almost anywhere in your home with no major building work or disruption.

Compared to the cost of moving home, a remodelling project or a traditional elevator, a Stiltz Lift is a highly cost-effective investment that will add value to your home and most importantly, your lifestyle and independence.


- Aesthetically pleasing; a lift to feel good about
- A neat and discreet alternative to a stairlift; keep your stairs the way they have always been
- Takes two people and cumbersome objects; your personal dumb waiter!
- A complete lift range to suit most needs
- A choice of finishes and options
- Surprisingly affordable



Stiltz Duo Vista Lift



Ceiling cut-out



Free standing supports

An easy, adaptable solution that complements your lifestyle. The Stiltz Home Lift is the original and first standing through floor lift on the market, with aesthetic and mechanical features that are unique and innovative.



Small Footprint

Arguably the most impressive feature of a Stiltz Lift is the unique shape and small footprint. Able to be placed at any angle, the remarkably small space required allows our lifts to be installed almost anywhere.



Power Consumption

All Stiltz Lifts just plug into a normal 13-amp socket like any other household appliance. We do not require three phase power and our lifts only draw a maximum of 3 amps on ascent.



Quiet

Stiltz Lifts are powered by a quiet electric self-contained motor. Unlike other home lifts we do not use noisy hydraulics. As a result we simply plug into a normal socket and do not require an unsightly hydraulic power pack.



Unique Guide System

The two parallel and vertical guides bear the load of the entire lift. As the guides are at the centreline of the lift they create a self-supporting structure which eliminates the need for load bearing walls.



Fast Installation

Unlike traditional lifts, our products were designed for domestic use. As a result the lift is made up of modular sections all capable of passing through standard doorways and under standard ceiling heights. This drastically reduces installation time and of course, the disruption to your home. Our standard installations take just one day.



Self Contained Drive System

The footprint of a Stiltz Lift fully contains every component of the product. Our unique drive system is no exception; fully housed at the top of the lift car it moves as one with the lift. Unlike other products, Stiltz lifts do not require any external power-packs, workings or mechanisms.

The great, unique features of a Stiltz Lift allow the owner to place their lift almost anywhere in their home. From lounge to bedroom or hallway to study, the choice can be yours. Our product's design does not dictate - its placement; you do.

Simply put, this level of freedom and flexibility cannot be matched by any other lift product on the market.

The Stiltz Story

Stiltz is the supplier, manufacturer and installer of the most innovative, versatile and useful home lifts on the market.

A family-owned and operated company based in the United Kingdom and USA, we gained our understanding of home accessibility by designing, manufacturing and installing domestic lifts and elevators in Australia for more than twenty years. Our engineering team also has decades of experience designing and producing commercial elevators, home elevators, inclined lifts and cable cars.

Input and feedback from our customers and engineers has allowed us to develop a range of unique and extremely reliable stairlift alternatives. There is nearly always a Stiltz solution for you and your home.

Stiltz Limited is the sole supplier, manufacturer and installer of the Stiltz lift - the most innovative, unique and useful home lift on the market.

We aim to help people stay in their homes for longer, at an affordable price. Our unique home lifts help people enjoy life in their familiar surroundings - when stairs become too much.

History of the Stiltz Home Lift

The Stiltz domestic lift began life in Australia in 2004 when its inventor created a prototype and installed it in his own home.

Since then, with input and improvements from Stiltz and our engineering team, we've developed a unique and extremely reliable stair lift alternative.

Expertise and Experience

Our engineering team has had over forty years experience designing, fabricating and manufacturing various products, including rail wagon and submarine roll over units, multi tonne welding positioners, commercial elevators and inclinators.

Locations and Distributors

Stiltz lifts are not only sold in the UK. We have qualified agents in other parts of the world. Including Ireland, Russia, Ukraine, Singapore, Canada and USA. If you can't find a dealer where you are, don't worry, just contact us and we will respond to your enquiry.



Stiltz Duo Vista Lift

Typical Applications



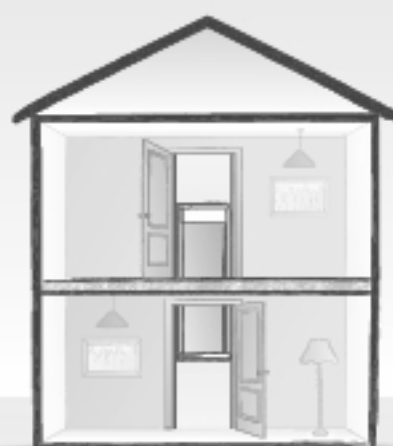
Standard Retrofit

The most common scenario. The lift will travel between a downstairs room such as a hallway or living room, and arrive upstairs in a bedroom or on the landing.



Stairwell Void

With just enough room within a turning staircase, this application uses the dead space in the void to fit our unique home lift.



Cupboard to Cupboard

Thanks to our small footprint, a Stiltz Lift can be completely fitted in an airing cupboard or wardrobe on both floors.

Standard Features



Car operating panel, showing the key switch operation.

Standard Finishes

A neutral cream exterior with a matching interior lining and door colour.

Half Height Door

The door is interlocked and is made to match the finish of the lift.

2 X Remote Controls

Call and send the lift remotely and also use it to move heavy or awkward items between floors.

Two Year Warranty

All Stiltz Lifts carry a comprehensive two years parts and labour warranty, one service is also included at the start of the second year of warranty cover.

Internal LED Downlights

These are programmed to turn on once the user has entered the lift and remain on for the entire journey.

Battery Back Up System

If there is a power cut while using the lift it will descend to the lower level of the home and wait until the power comes back on.

Full Height Light Curtain

A full-height motion sensor is situated at the entrance of our lifts (unless a full height door is chosen). If this barrier is crossed the lift will immediately stop.

Optional Extras

Fold Down Seat

This is a popular option selected by customers for the short trip between floors.

Interior Grab Rail

Offers increased security for the occupants of the lift.

Full Height Door

An interlocked door that replaces the half-height door and light curtain.

Bespoke Colours & Finishes

Customise your Stiltz Lift by choosing different colour lift car, rails and interior lining.

Thru-Car / Double Entry

Thanks to the unique dual rail technology, we offer a model that allows you to enter and exit the lift from both sides.

Uninterrupted Power Supply

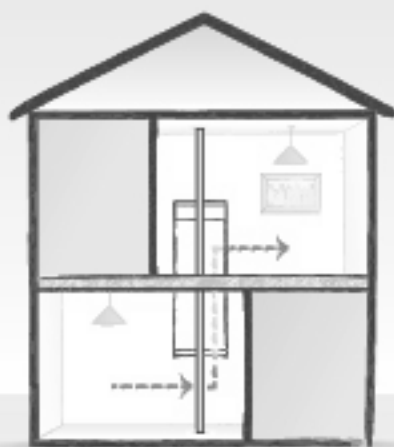
This system will allow for numerous trips both up and down whilst the main power to the lift is out.

Interior Telephone

In the very unlikely event that the lift stops while you are travelling in it, help is just a phone call away.



One of the internal LED downlights inside the car.



Thru-Car

Another exclusive feature for a through floor lift. All Stiltz Lifts are capable of having a double entry or thru-car configuration.



Free Standing

A unique offering by Stiltz. If there happens to be a very high / chapel ceiling upstairs, we can stop the rail structure at the correct height.



Bespoke

Stiltz Lifts are so versatile that there are countless permutations for our products. If you have an idea, let us make it a reality.

Safety Features

Full Height Light Curtain

A full-height motion sensor is situated at the entrance of our lifts (unless a full height door is chosen). If this barrier is crossed the lift will immediately stop.

Safety Lid Plug

This crucial feature plugs the aperture in the floor when the lift is in the downstairs position. It is strong enough to stand on.

Key Switch Operation

This feature allows the owner to isolate the lift if the need arises. This is commonly used when going away on holiday or when the grandchildren are around.

Top & Bottom Safety Pans

Using our obstruction sensing covers, a Stiltz Lift can detect objects above or below the lift, causing it to immediately stop.

Weight Limit Sensors

Our Duo Lifts are limited to 170Kg, 27 stone/ 375lbs. The lift detects anything exceeding this limit and will not travel.

Out Of Balance Sensors

Sensors will detect if the lift is ever out of balance and prevent the unit from travelling.

Fall Arrest Mechanism

This patented system prevents the car from falling in the unlikely event of the steel ropes going slack.

Hold-To-Run Controls

With the design of our lifts we have given a great deal of thought to the ease and safety of our clients. This is why on the controls of a Stiltz Lift, we have reasonably sized buttons to control the lifts up and down travel, they are not small and fiddly which makes them ideal for someone who maybe suffering from an arthritic condition. Because a Stiltz Lift will only operate when pressure is applied to the up or down buttons, this means the passenger has complete control throughout the journey and can stop the lift easily at any time by just taking their hand away.

Emergency Stop Button

This button is front and centre for the user in the event of an emergency.

Over Speed Detection

The lift uses an optical sensor to detect the speed of travel. If this increases beyond the specified limit, the lift will stop.



View of upstairs looking at the safety lid plug.



View of downstairs looking up at underside of the lift.

Stiltz[™]
The home lift company

Duo Lift

More than just a lift,
the Stiltz Duo will
enhance your home
as well as your life.

The Stiltz Duo Classic is the original and best-selling Stiltz product. Its unique and innovative features allow it to be installed in places where other home elevator products just will not fit. The clever design also means that installation can be done in a fraction of the time and at a much lower cost.

The Stiltz Duo Vista includes all the same features as the Classic model but it is fitted with a clear body made from structural polycarbonate to give it a contemporary look. The Duo Vista is designed to blend into a room's décor or furnishings without a trace and looks great in any home. It allows natural light to flood in which is ideal if the home lift is placed in front or close to a window.

The Stiltz Duo Thru Car allows users to enter and exit from both sides of the car. This is made possible by Stiltz's unique dual rail technology. There is no other domestic lift on the market that is capable of having a double entry or thru car configuration. It offers all the same features as the Duo Classic.

Unlike a stairlift you can choose where to put the Stiltz Duo in your home. It is also more versatile and will allow you to transport luggage, the vacuum cleaner and even a family pet.



To book your free site inspection call 0844 870 9087