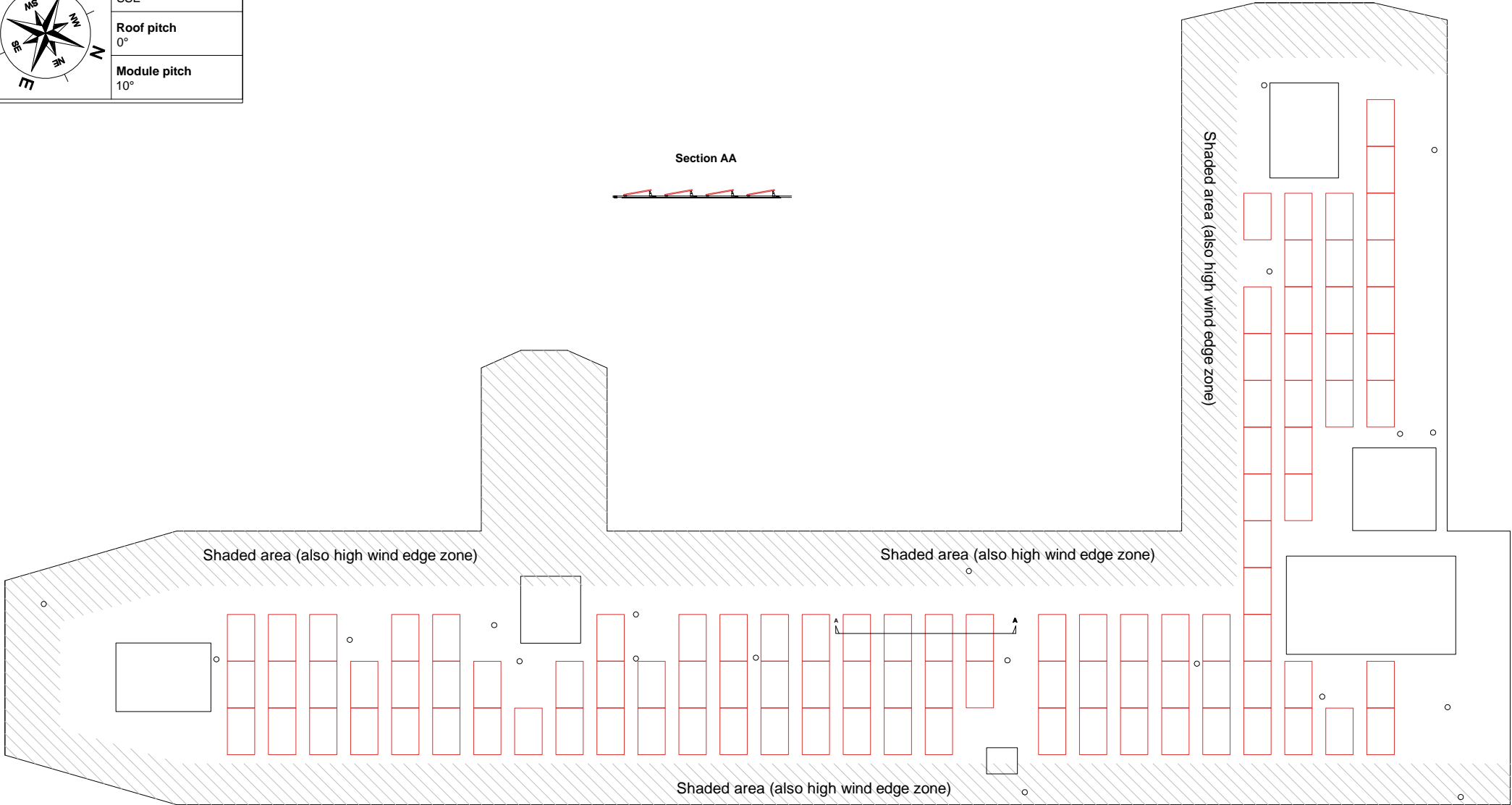
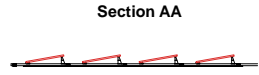
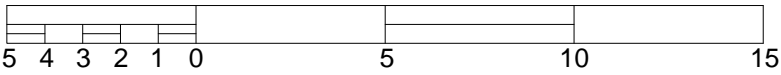


	Module orientation SSE
	Roof pitch 0°
	Module pitch 10°



Scale of metres



<b>Notes</b> View is at 90° to roof surface	<b>Module length</b> 1700mm	<b>Module type &amp; qty</b> 100 x LG Solar 360Wp mono	<b>Site address</b> Student Residence Langton Close London WC1X 0HD	<b>Drawing type</b> Layout	<b>Project reference</b> LANG 4114	<small>.../L:\Utilities\Energy\Templates\Logos\Solstice-Logo.gif</small>  020 8789 4717 www.solsticeenergy.co.uk Little Willow, Upper Anstey Lane GU34 4E
	<b>Module width</b> 1016mm	<b>PV peak output</b> 36 kWp		<b>Revision number</b> 03	<b>Drawn by</b> RW	
	<b>Module depth</b> 40mm	<b>Inverter type &amp; qty</b> see quote	<b>Drawing No.</b> 103003	<b>Scale</b> 1:200 @ A4	<b>Date</b> 14-05-18	