

DO NOT SCALE THIS DRAWING.

ORIGINAL DRAWING SIZE A1

Notes

GENERAL

- G1. ALL DIMENSIONS SHOWN ARE IN mm UNLESS NOTED OTHERWISE.
- G2. ALL DIMENSIONS SHOWN ARE APPROXIMATELY ONLY AND MUST BE CHECKED AND CONFIRMED BY THE CONTRACTOR VIA A FULL DIMENSIONAL SURVEY OF THE AREA OF THE WORKS PRIOR TO UNDERTAKING OF THE WORKS. THE ENGINEER MUST BE NOTIFIED IMMEDIATELY SHOULD ANY DISCREPANCIES BECOME APPARENT.
- G3. ALL DETAILS AND DIMENSIONS SHOWN RELATING TO THE EXISTING STRUCTURE ARE SCHEMATIC AND APPROXIMATE ONLY, BASED UPON NO EXPOSURE PRIOR TO COMMENCEMENT OF THE PREPARATION OF THESE DETAILS.
- G4. THE DEPTH AND LOCATION OF ANY SERVICES HAS NOT BEEN ESTABLISHED. THE CONTRACTOR IS RESPONSIBLE FOR LOCATING AND PROTECTING THEM.
- G5. ALL WORKMANSHIP AND MATERIALS TO COMPLY WITH THE CURRENT BUILDING REGULATIONS AND RELEVANT CURRENT BRITISH STANDARDS.
- G6. THE CONTRACTOR SHALL ALLOW FOR ALL WORK NECESSARY TO OBTAIN FULL APPROVAL AND SATISFACTION OF THE BUILDING INSPECTOR.
- G7. THE CONTRACTOR SHALL COMPLY WITH ALL REQUIREMENTS OF THE CURRENT HEALTH & SAFETY AT WORK ACT AND CONSTRUCTION REGULATIONS.
- G8. THE CONTRACTOR IS RESPONSIBLE FOR ENSURING THAT HIS OPERATIONS DO NOT IN ANY WAY IMPAIR THE SAFETY OR CONDITION OF THE EXISTING STRUCTURE OR ADJACENT STRUCTURES. HE IS TO PROVIDE ANY TEMPORARY SUPPORTS, SHORING, ETC REQUIRED FOR THIS PURPOSE AND HE IS TO CAREFULLY INSPECT THE CONDITION OF THE STRUCTURES BOTH BEFORE AND DURING THE EXECUTION OF THE WORK. THE ENGINEER IS TO BE NOTIFIED IMMEDIATELY SHOULD ANY DAMAGE OCCUR.
- G9. ALL PROPRIETARY PRODUCTS TO BE USED IN STRICT ACCORDANCE WITH MANUFACTURERS INSTRUCTIONS AND RECOMMENDATIONS.

**PRELIMINARY
DRAWING**
FOR DISCUSSION
PURPOSES ONLY

Rev	Date	Description	By

Revisions

Michael Jackson Consulting
Chartered Structural Engineers
204 BOLTON ROAD
WALKDEN, WORSLEY
MANCHESTER, M28 3BN
Tel: 0161 790 4404
Fax: 0161 790 4405

Client
NEDERLANDER

Site
DOMINION THEATRE, LONDON

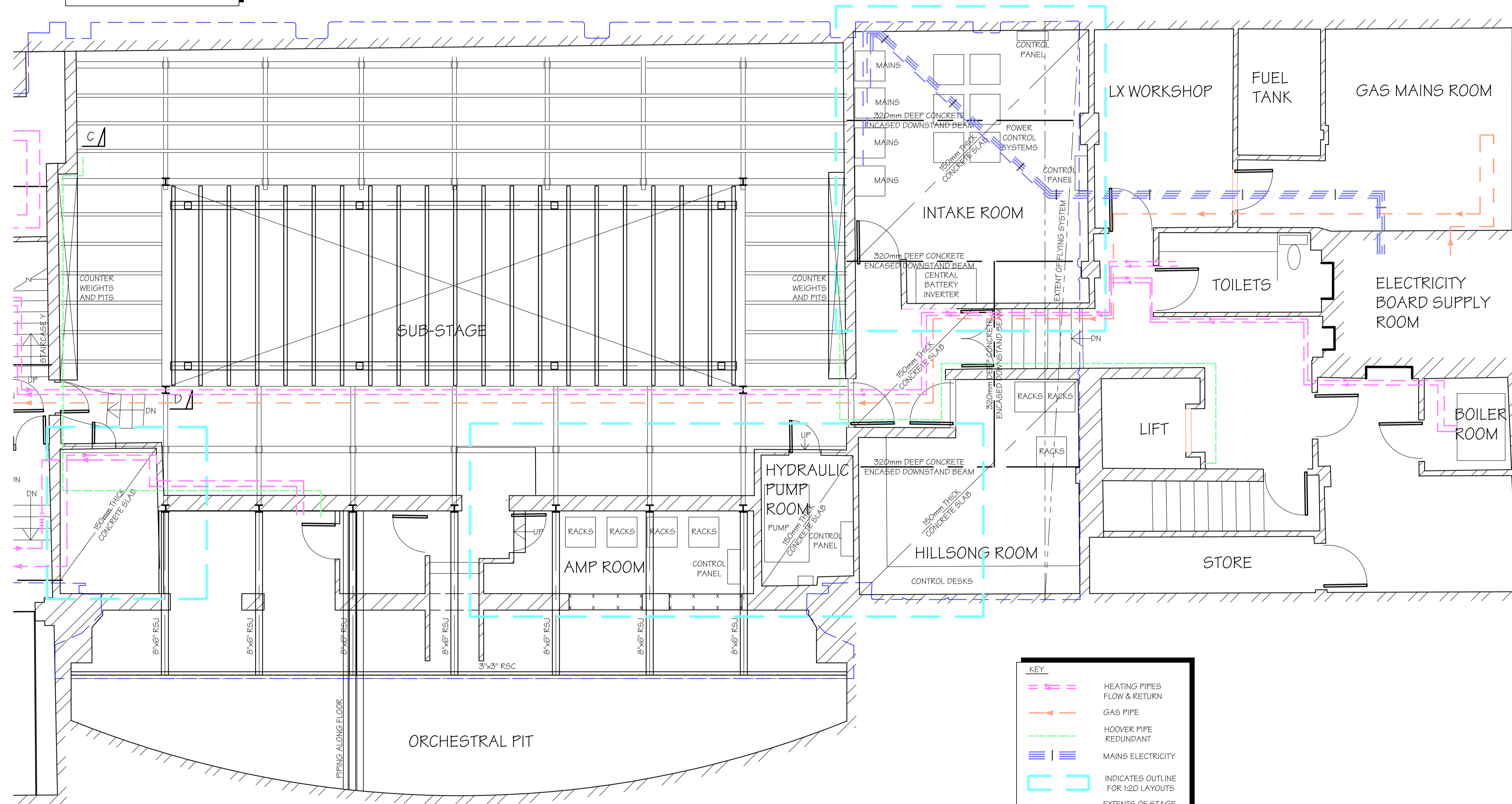
Project
STAGE LEVELLING

Drawing Title
EXISTING SUB-STAGE
LOWER PLAN (INTAKE AND
HILLSONG ROOMS)
LOCATION PLAN

Scale	Date	Drawn	Checked	Passed
AS SHOWN	AUG 2018	GT		

DRG. No.
2933-03-001

NOTE:
SEE DRAWINGS 2933-02-001 ETC
FOR STAGE RIGHT BOILER ROOM
AND STAGE EXTENSIONS



SUB STAGE LOWER PLAN
SHOWING STRUCTURE ABOVE
(SCALE 1:50 AT A1)

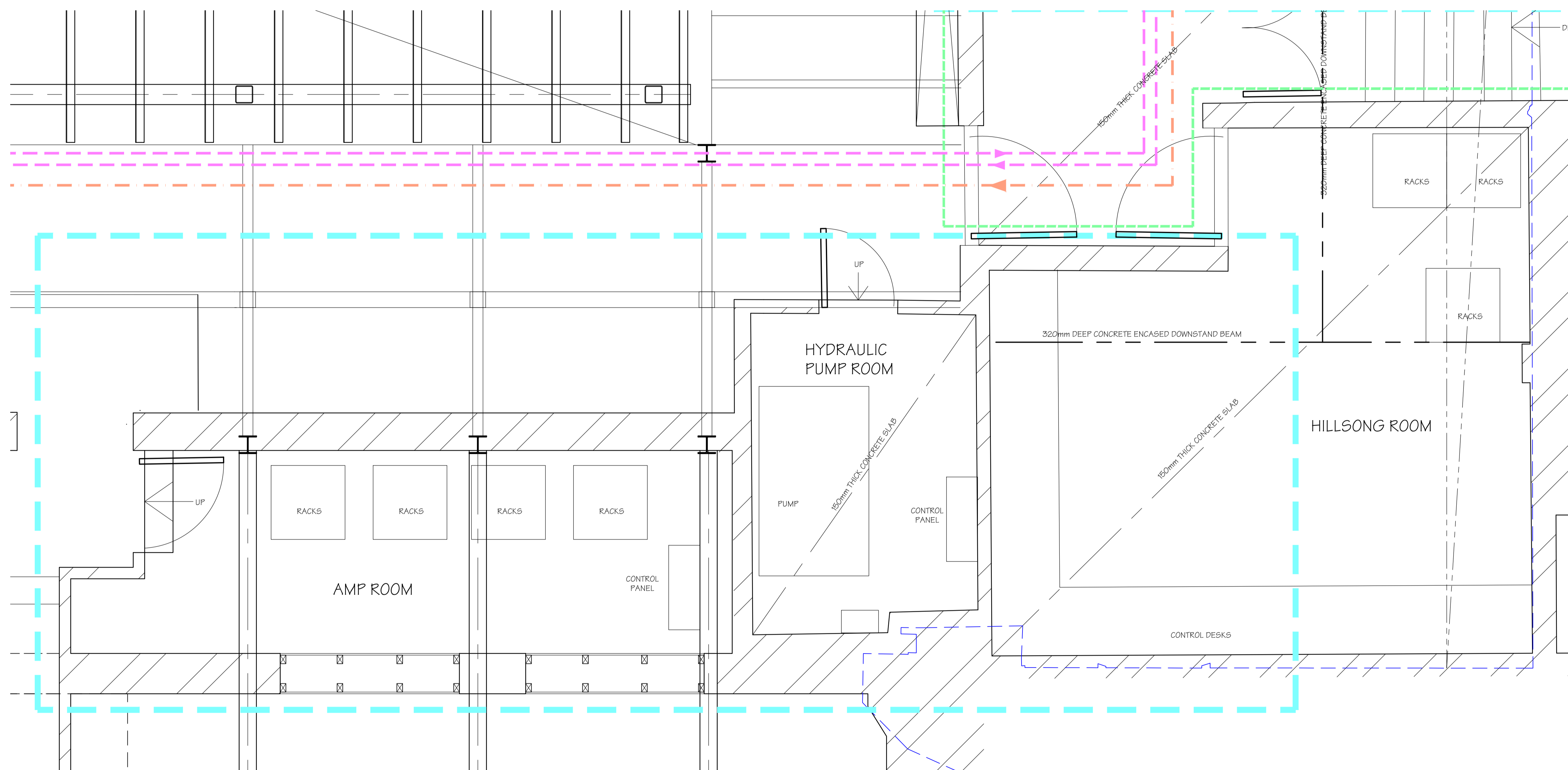
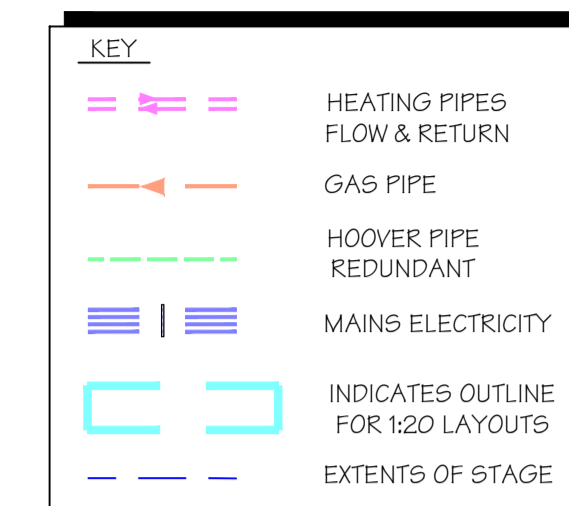
DO NOT SCALE THIS DRAWING.

ORIGINAL DRAWING SIZE A1

Notes

GENERAL

- G1. ALL DIMENSIONS SHOWN ARE IN mm UNLESS NOTED OTHERWISE.
- G2. ALL DIMENSIONS SHOWN ARE APPROXIMATELY ONLY AND MUST BE CHECKED AND CONFIRMED BY THE CONTRACTOR VIA A FULL DIMENSIONAL SURVEY OF THE AREA OF THE WORKS PRIOR TO UNDERTAKING OF THE WORKS. THE ENGINEER MUST BE NOTIFIED IMMEDIATELY SHOULD ANY DISCREPANCIES BECOME APPARENT.
- G3. ALL DETAILS AND DIMENSIONS SHOWN RELATING TO THE EXISTING STRUCTURE ARE SCHEMATIC AND APPROXIMATE ONLY, BASED UPON NO EXPOSURE PRIOR TO COMMENCEMENT OF THE PREPARATION OF THESE DETAILS.
- G4. THE DEPTH AND LOCATION OF ANY SERVICES HAS NOT BEEN ESTABLISHED. THE CONTRACTOR IS RESPONSIBLE FOR LOCATING AND PROTECTING THEM.
- G5. ALL WORKMANSHIP AND MATERIALS TO COMPLY WITH THE CURRENT BUILDING REGULATIONS AND RELEVANT CURRENT BRITISH STANDARDS.
- G6. THE CONTRACTOR SHALL ALLOW FOR ALL WORK NECESSARY TO OBTAIN FULL APPROVAL AND SATISFACTION OF THE BUILDING INSPECTOR.
- G7. THE CONTRACTOR SHALL COMPLY WITH ALL REQUIREMENTS OF THE CURRENT HEALTH & SAFETY AT WORK ACT AND CONSTRUCTION REGULATIONS.
- G8. THE CONTRACTOR IS RESPONSIBLE FOR ENSURING THAT HIS OPERATIONS DO NOT IN ANY WAY IMPAIR THE SAFETY OR CONDITION OF THE EXISTING STRUCTURE OR ADJACENT STRUCTURES. HE IS TO PROVIDE ANY TEMPORARY SUPPORTS, SHORING, ETC REQUIRED FOR THIS PURPOSE AND HE IS TO CAREFULLY INSPECT THE CONDITION OF THE STRUCTURES BOTH BEFORE AND DURING THE EXECUTION OF THE WORK. THE ENGINEER IS TO BE NOTIFIED IMMEDIATELY SHOULD ANY DAMAGE OCCUR.
- G9. ALL PROPRIETARY PRODUCTS TO BE USED IN STRICT ACCORDANCE WITH MANUFACTURERS INSTRUCTIONS AND RECOMMENDATIONS.



SUB STAGE LOWER PLAN
SHOWING STRUCTURE ABOVE
(SCALE 1:20 AT A1)

**PRELIMINARY
DRAWING**
FOR DISCUSSION
PURPOSES ONLY

Rev	Date	Description	By
Revisions			

Michael Jackson Consulting
 284 BOLTON ROAD
 WALKDEN, WORSLEY
 MANCHESTER, M28 3BN
 Tel: 0161 790 4404
 Fax: 0161 790 4405

Client
NEDERLANDER

Site
DOMINION THEATRE, LONDON

Project
STAGE LEVELLING

Drawing Title
EXISTING SUB-STAGE
LOWER PLAN
AMP & HILLSONG ROOMS

Scale	Date	Drawn	Checked	Passed
AS SHOWN	AUG 2018	GT		

DRG. No.
2933-03-002

DO NOT SCALE THIS DRAWING.

ORIGINAL DRAWING SIZE A1

Notes

GENERAL

- G1. ALL DIMENSIONS SHOWN ARE IN mm UNLESS NOTED OTHERWISE.
- G2. ALL DIMENSIONS SHOWN ARE APPROXIMATELY ONLY AND MUST BE CHECKED AND CONFIRMED BY THE CONTRACTOR VIA A FULL DIMENSIONAL SURVEY OF THE AREA OF THE WORKS PRIOR TO UNDERTAKING OF THE WORKS. THE ENGINEER MUST BE NOTIFIED IMMEDIATELY SHOULD ANY DISCREPANCIES BECOME APPARENT.
- G3. ALL DETAILS AND DIMENSIONS SHOWN RELATING TO THE EXISTING STRUCTURE ARE SCHEMATIC AND APPROXIMATE ONLY, BASED UPON NO EXPOSURE PRIOR TO COMMENCEMENT OF THE PREPARATION OF THESE DETAILS.
- G4. THE DEPTH AND LOCATION OF ANY SERVICES HAS NOT BEEN ESTABLISHED. THE CONTRACTOR IS RESPONSIBLE FOR LOCATING AND PROTECTING THEM.
- G5. ALL WORKMANSHIP AND MATERIALS TO COMPLY WITH THE CURRENT BUILDING REGULATIONS AND RELEVANT CURRENT BRITISH STANDARDS.
- G6. THE CONTRACTOR SHALL ALLOW FOR ALL WORK NECESSARY TO OBTAIN FULL APPROVAL AND SATISFACTION OF THE BUILDING INSPECTOR.
- G7. THE CONTRACTOR SHALL COMPLY WITH ALL REQUIREMENTS OF THE CURRENT HEALTH & SAFETY AT WORK ACT AND CONSTRUCTION REGULATIONS.
- G8. THE CONTRACTOR IS RESPONSIBLE FOR ENSURING THAT HIS OPERATIONS DO NOT IN ANY WAY IMPAIR THE SAFETY OR CONDITION OF THE EXISTING STRUCTURE OR ADJACENT STRUCTURES. HE IS TO PROVIDE ANY TEMPORARY SUPPORTS, SHORING, ETC REQUIRED FOR THIS PURPOSE AND HE IS TO CAREFULLY INSPECT THE CONDITION OF THE STRUCTURES BOTH BEFORE AND DURING THE EXECUTION OF THE WORK. THE ENGINEER IS TO BE NOTIFIED IMMEDIATELY SHOULD ANY DAMAGE OCCUR.
- G9. ALL PROPRIETARY PRODUCTS TO BE USED IN STRICT ACCORDANCE WITH MANUFACTURERS INSTRUCTIONS AND RECOMMENDATIONS.

**PRELIMINARY
DRAWING**
FOR DISCUSSION
PURPOSES ONLY

Rev	Date	Description	By

Revisions

Michael Jackson Consulting
 204 BOLTON ROAD
 WALKDEN, WORSLEY
 MANCHESTER, M28 3BN
 Tel: 0161 790 4404
 Fax: 0161 790 4405
 Chartered Structural Engineers

Client
NEDERLANDER

Site
 DOMINION THEATRE, LONDON

Project
 STAGE LEVELLING

Drawing Title
 EXISTING SUB-STAGE
 LOWER PLAN
 INTAKE & HATCHED DOOR
 ROOMS

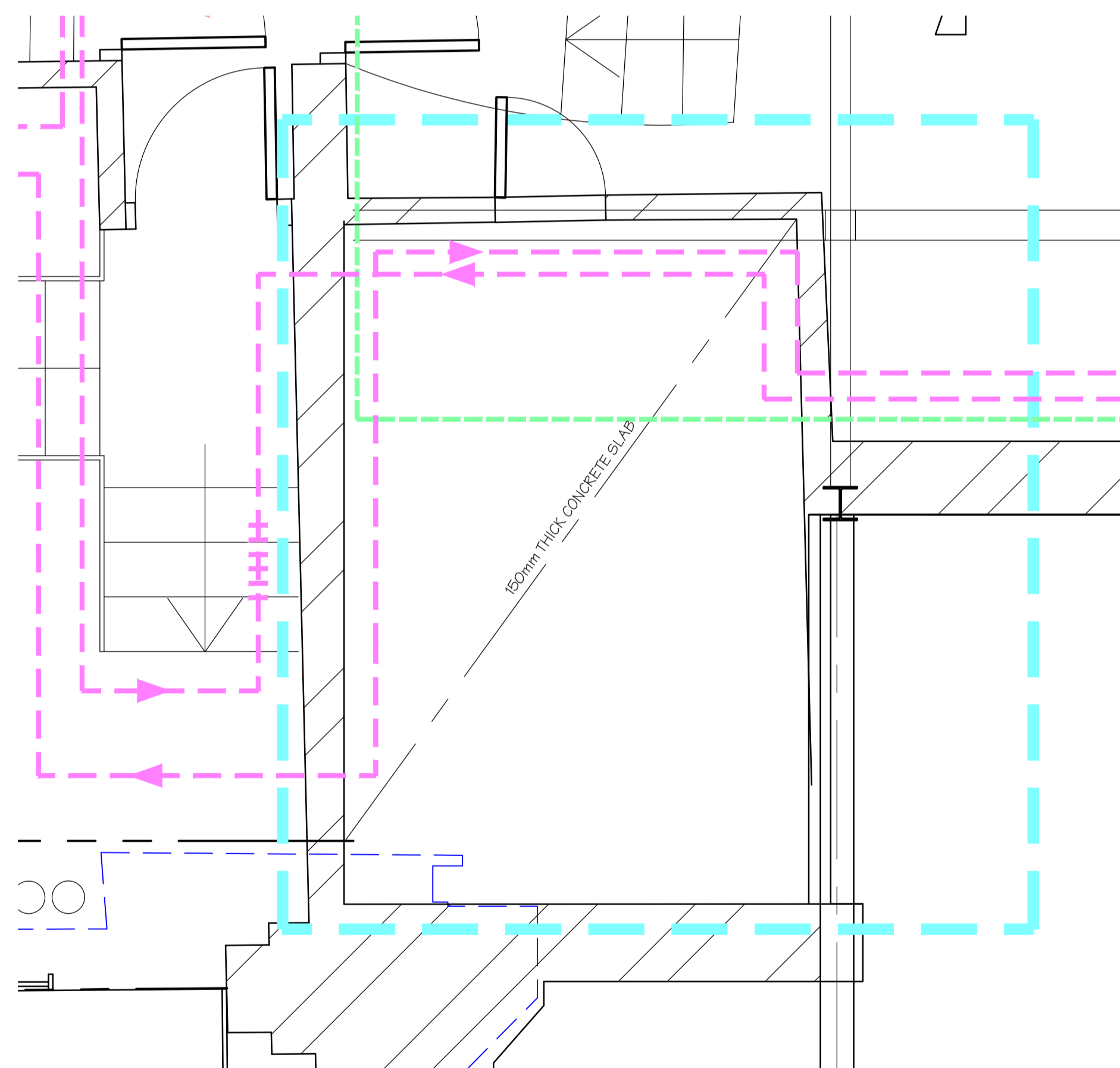
Scale	Date	Drawn	Checked	Issued
AS SHOWN	AUG 2018	GT		

DRG. No.
2933-03-003

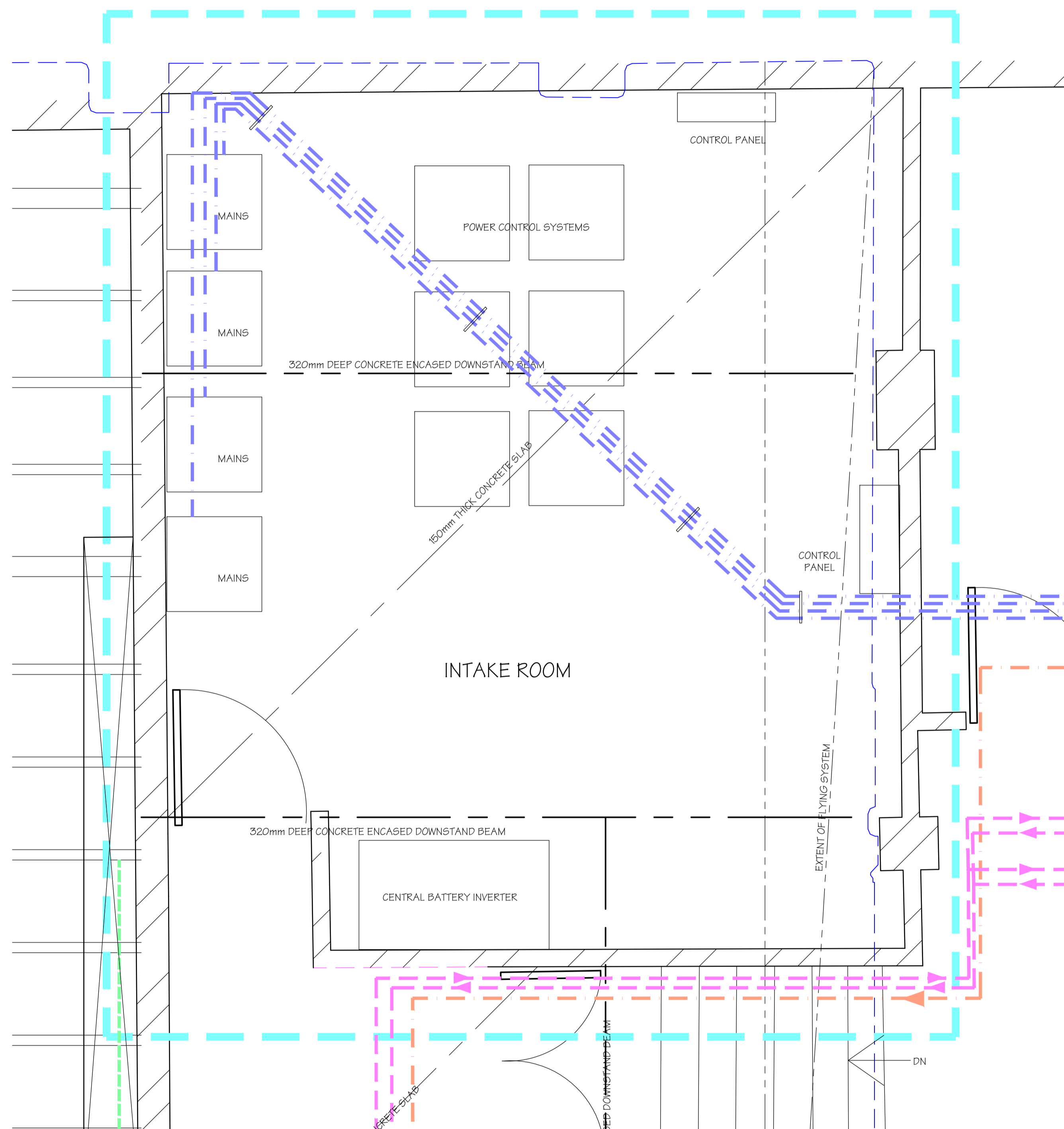
KEY

- HEATING PIPES FLOW & RETURN
- GAS PIPE
- HOOVER PIPE REDUNDANT
- MAINS ELECTRICITY
- INDICATES OUTLINE FOR 1:20 LAYOUTS
- EXTENTS OF STAGE

NOTE:
 SEE DRAWINGS 2933-02-001 ETC FOR STAGE RIGHT BOILER ROOM AND STAGE EXTENSIONS



HATCHED DOOR ROOM
 SHOWING STRUCTURE ABOVE
 (SCALE 1:20 AT A1)



INTAKE ROOM
 SHOWING STRUCTURE ABOVE
 (SCALE 1:20 AT A1)

DO NOT SCALE THIS DRAWING.

ORIGINAL DRAWING SIZE A1

Notes

GENERAL

- G1. ALL DIMENSIONS SHOWN ARE IN mm UNLESS NOTED OTHERWISE.
- G2. ALL DIMENSIONS SHOWN ARE APPROXIMATELY ONLY AND MUST BE CHECKED AND CONFIRMED BY THE CONTRACTOR VIA A FULL DIMENSIONAL SURVEY OF THE AREA OF THE WORKS PRIOR TO UNDERTAKING OF THE WORKS. THE ENGINEER MUST BE NOTIFIED IMMEDIATELY SHOULD ANY DISCREPANCIES BECOME APPARENT.
- G3. ALL DETAILS AND DIMENSIONS SHOWN RELATING TO THE EXISTING STRUCTURE ARE SCHEMATIC AND APPROXIMATE ONLY, BASED UPON NO EXPOSURE PRIOR TO COMMENCEMENT OF THE PREPARATION OF THESE DETAILS.
- G4. THE DEPTH AND LOCATION OF ANY SERVICES HAS NOT BEEN ESTABLISHED. THE CONTRACTOR IS RESPONSIBLE FOR LOCATING AND PROTECTING THEM.
- G5. ALL WORKMANSHIP AND MATERIALS TO COMPLY WITH THE CURRENT BUILDING REGULATIONS AND RELEVANT CURRENT BRITISH STANDARDS.
- G6. THE CONTRACTOR SHALL ALLOW FOR ALL WORK NECESSARY TO OBTAIN FULL APPROVAL AND SATISFACTION OF THE BUILDING INSPECTOR.
- G7. THE CONTRACTOR SHALL COMPLY WITH ALL REQUIREMENTS OF THE CURRENT HEALTH & SAFETY AT WORK ACT AND CONSTRUCTION REGULATIONS.
- G8. THE CONTRACTOR IS RESPONSIBLE FOR ENSURING THAT HIS OPERATIONS DO NOT IN ANY WAY IMPAIR THE SAFETY OR CONDITION OF THE EXISTING STRUCTURE OR ADJACENT STRUCTURES. HE IS TO PROVIDE ANY TEMPORARY SUPPORTS, SHORING, ETC REQUIRED FOR THIS PURPOSE AND HE IS TO CAREFULLY INSPECT THE CONDITION OF THE STRUCTURES BOTH BEFORE AND DURING THE EXECUTION OF THE WORK. THE ENGINEER IS TO BE NOTIFIED IMMEDIATELY SHOULD ANY DAMAGE OCCUR.
- G9. ALL PROPRIETARY PRODUCTS TO BE USED IN STRICT ACCORDANCE WITH MANUFACTURERS INSTRUCTIONS AND RECOMMENDATIONS.

PRELIMINARY DRAWING
FOR DISCUSSION PURPOSES ONLY

Rev	Date	Description	By

Revisions

Michael Jackson Consulting
204 BOLTON ROAD
WALKDEN, WORSLEY
MANCHESTER, M28 3BN
Tel: 0161 790 4404
Fax: 0161 790 4405

Client
NEDERLANDER

Site
DOMINION THEATRE, LONDON

Project
STAGE LEVELLING

Drawing Title
PROPOSED SUB-STAGE
LOWER PLAN (INTAKE AND
HILLSONG ROOMS)
LOCATION PLAN

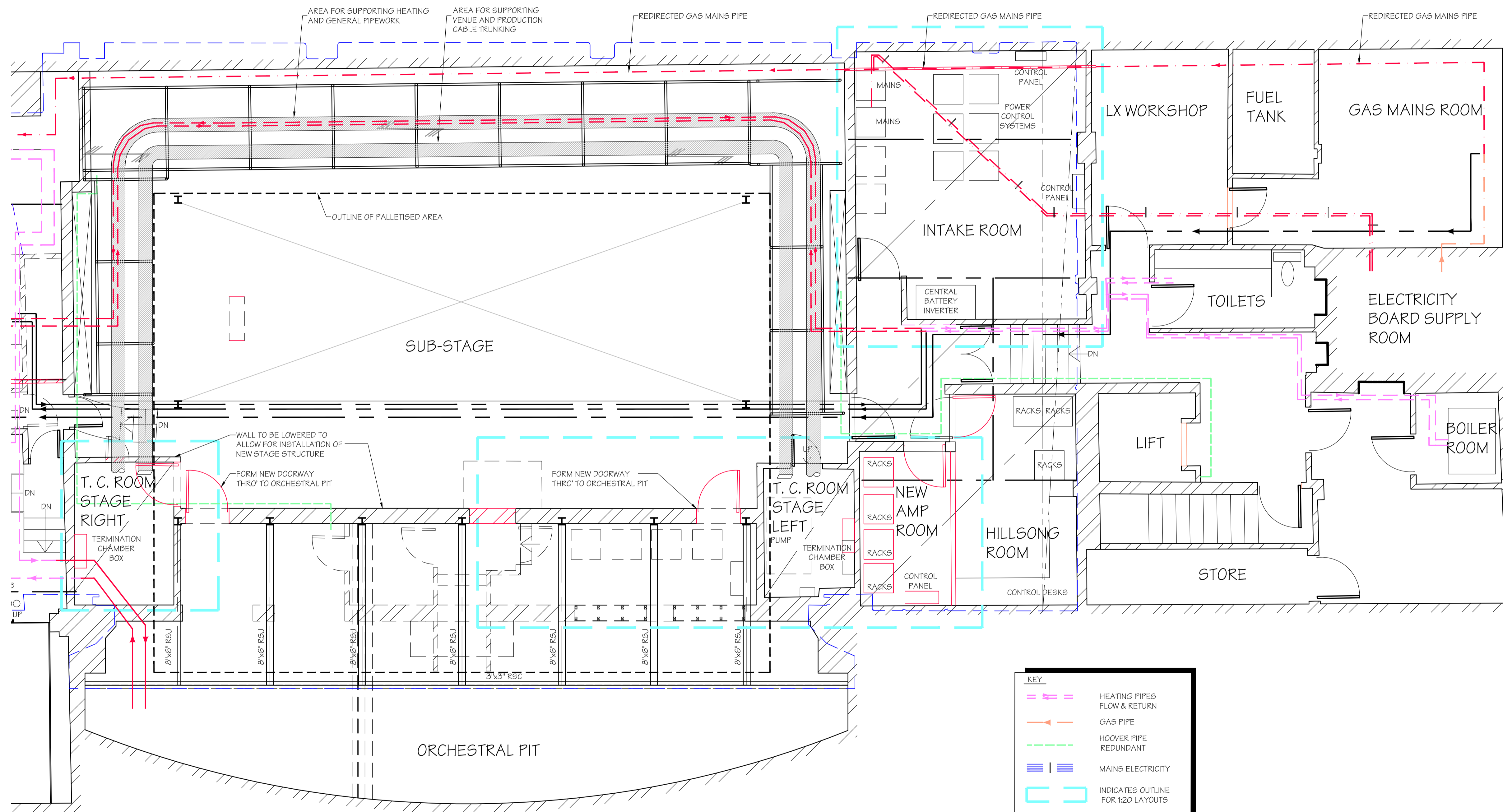
Scale	Date	Drawn	Checked	Passed
AS SHOWN	AUG 2018	GT		

DRG. No.
2933-03-201

NOTE:
SEE DRAWINGS 2933-02-001 ETC
FOR STAGE RIGHT BOILER ROOM
AND STAGE EXTENSIONS

NOTE: SECTION THRO' TRUNKING
PRODUCTION VENUE PIPES GAS
x2
LOSS LOSS LOSS LOSS LOSS LOSS LOSS LOSS LOSS LOSS

NOTE: SECTION THROUGH GAS PIPE
IN INTAKE ROOM
— INNER GAS MAINS PIPE
— OUTER STEEL WALLED
PROTECTION PIPE
NO JOINTS, CONTINUOUS PIPES



KEY

	HEATING PIPES FLOW & RETURN
	GAS PIPE
	HOOPER PIPE REDUNDANT
	MAINS ELECTRICITY
	INDICATES OUTLINE FOR 1:20 LAYOUTS
	NEW REDIRECTED PIPES
	REDUNDANT PIPES
	NEW MAINS ELECTRICITY
	EXTENTS OF STAGE

SUB STAGE LOWER PLAN
SHOWING STRUCTURE ABOVE
(SCALE 1:50 AT A1)

DO NOT SCALE THIS DRAWING.

ORIGINAL DRAWING SIZE A1

Notes

GENERAL

- G1. ALL DIMENSIONS SHOWN ARE IN mm UNLESS NOTED OTHERWISE.
- G2. ALL DIMENSIONS SHOWN ARE APPROXIMATELY ONLY AND MUST BE CHECKED AND CONFIRMED BY THE CONTRACTOR VIA A FULL DIMENSIONAL SURVEY OF THE AREA OF THE WORKS PRIOR TO UNDERTAKING OF THE WORKS. THE ENGINEER MUST BE NOTIFIED IMMEDIATELY SHOULD ANY DISCREPANCIES BECOME APPARENT.
- G3. ALL DETAILS AND DIMENSIONS SHOWN RELATING TO THE EXISTING STRUCTURE ARE SCHEMATIC AND APPROXIMATE ONLY, BASED UPON NO EXPOSURE PRIOR TO COMMENCEMENT OF THE PREPARATION OF THESE DETAILS.
- G4. THE DEPTH AND LOCATION OF ANY SERVICES HAS NOT BEEN ESTABLISHED. THE CONTRACTOR IS RESPONSIBLE FOR LOCATING AND PROTECTING THEM.
- G5. ALL WORKMANSHIP AND MATERIALS TO COMPLY WITH THE CURRENT BUILDING REGULATIONS AND RELEVANT CURRENT BRITISH STANDARDS.
- G6. THE CONTRACTOR SHALL ALLOW FOR ALL WORK NECESSARY TO OBTAIN FULL APPROVAL AND SATISFACTION OF THE BUILDING INSPECTOR.
- G7. THE CONTRACTOR SHALL COMPLY WITH ALL REQUIREMENTS OF THE CURRENT HEALTH & SAFETY AT WORK ACT AND CONSTRUCTION REGULATIONS.
- G8. THE CONTRACTOR IS RESPONSIBLE FOR ENSURING THAT HIS OPERATIONS DO NOT IN ANY WAY IMPAIR THE SAFETY OR CONDITION OF THE EXISTING STRUCTURE OR ADJACENT STRUCTURES. HE IS TO PROVIDE ANY TEMPORARY SUPPORTS, SHORING, ETC REQUIRED FOR THIS PURPOSE AND HE IS TO CAREFULLY INSPECT THE CONDITION OF THE STRUCTURES BOTH BEFORE AND DURING THE EXECUTION OF THE WORK. THE ENGINEER IS TO BE NOTIFIED IMMEDIATELY SHOULD ANY DAMAGE OCCUR.
- G9. ALL PROPRIETARY PRODUCTS TO BE USED IN STRICT ACCORDANCE WITH MANUFACTURERS INSTRUCTIONS AND RECOMMENDATIONS.

**PRELIMINARY
DRAWING**
FOR DISCUSSION
PURPOSES ONLY

Rev	Date	Description	By
Revisions			

Michael Jackson Consulting
 204 BOLTON ROAD
 WALKDEN, WORSLEY
 MANCHESTER, M28 3BN
 Tel: 0161 790 4404
 Fax: 0161 790 4405
 Chartered Structural Engineers

Client
NEDERLANDER

Site
 DOMINION THEATRE, LONDON

Project
 STAGE LEVELLING

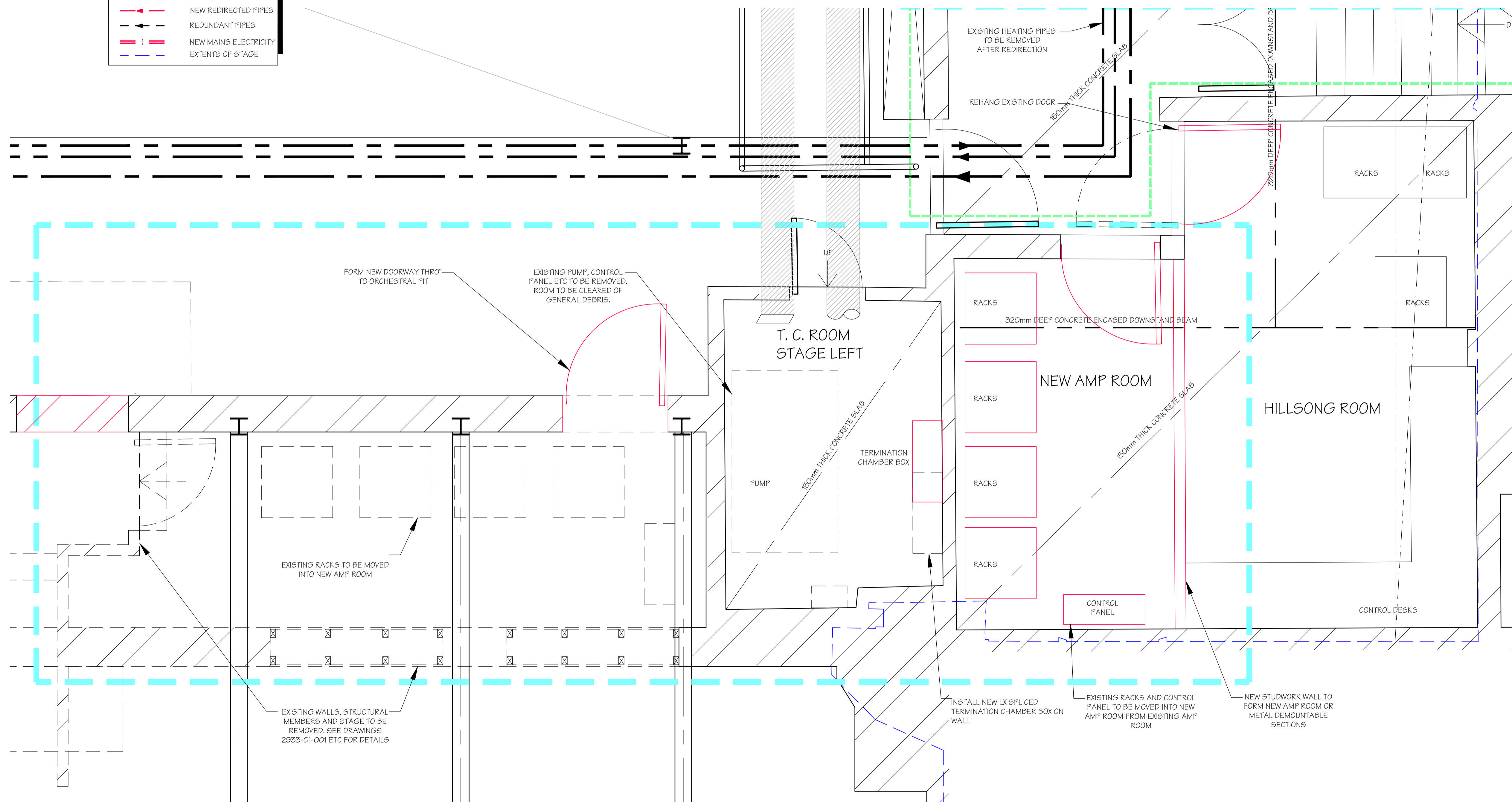
Drawing Title
**PROPOSED SUB-STAGE
 LOWER PLAN
 NEW AMP & HILLSONG
 ROOMS**

Scale	Date	Drawn	Checked	Passed
AS SHOWN	AUG 2018	GT		

DRG. No.
2933-03-202

KEY

- HEATING PIPES FLOW & RETURN
- GAS PIPE
- HOOVER PIPE REDUNDANT
- MAINS ELECTRICITY
- INDICATES OUTLINE FOR 1:20 LAYOUTS
- NEW REDIRECTED PIPES
- REDUNDANT PIPES
- NEW MAINS ELECTRICITY
- EXTENTS OF STAGE



SUB STAGE LOWER PLAN
 SHOWING STRUCTURE ABOVE
 (SCALE 1:20 AT A1)

DO NOT SCALE THIS DRAWING.

ORIGINAL DRAWING SIZE A1

Notes

GENERAL

- G1. ALL DIMENSIONS SHOWN ARE IN mm UNLESS NOTED OTHERWISE.
- G2. ALL DIMENSIONS SHOWN ARE APPROXIMATELY ONLY AND MUST BE CHECKED AND CONFIRMED BY THE CONTRACTOR VIA A FULL DIMENSIONAL SURVEY OF THE AREA OF THE WORKS PRIOR TO UNDERTAKING OF THE WORKS. THE ENGINEER MUST BE NOTIFIED IMMEDIATELY SHOULD ANY DISCREPANCIES BECOME APPARENT.
- G3. ALL DETAILS AND DIMENSIONS SHOWN RELATING TO THE EXISTING STRUCTURE ARE SCHEMATIC AND APPROXIMATE ONLY, BASED UPON NO EXPOSURE PRIOR TO COMMENCEMENT OF THE PREPARATION OF THESE DETAILS.
- G4. THE DEPTH AND LOCATION OF ANY SERVICES HAS NOT BEEN ESTABLISHED. THE CONTRACTOR IS RESPONSIBLE FOR LOCATING AND PROTECTING THEM.
- G5. ALL WORKMANSHIP AND MATERIALS TO COMPLY WITH THE CURRENT BUILDING REGULATIONS AND RELEVANT CURRENT BRITISH STANDARDS.
- G6. THE CONTRACTOR SHALL ALLOW FOR ALL WORK NECESSARY TO OBTAIN FULL APPROVAL AND SATISFACTION OF THE BUILDING INSPECTOR.
- G7. THE CONTRACTOR SHALL COMPLY WITH ALL REQUIREMENTS OF THE CURRENT HEALTH & SAFETY AT WORK ACT AND CONSTRUCTION REGULATIONS.
- G8. THE CONTRACTOR IS RESPONSIBLE FOR ENSURING THAT HIS OPERATIONS DO NOT IN ANY WAY IMPAIR THE SAFETY OR CONDITION OF THE EXISTING STRUCTURE OR ADJACENT STRUCTURES. HE IS TO PROVIDE ANY TEMPORARY SUPPORTS, SHORING, ETC REQUIRED FOR THIS PURPOSE AND HE IS TO CAREFULLY INSPECT THE CONDITION OF THE STRUCTURES BOTH BEFORE AND DURING THE EXECUTION OF THE WORK. THE ENGINEER IS TO BE NOTIFIED IMMEDIATELY SHOULD ANY DAMAGE OCCUR.
- G9. ALL PROPRIETARY PRODUCTS TO BE USED IN STRICT ACCORDANCE WITH MANUFACTURERS INSTRUCTIONS AND RECOMMENDATIONS.

PRELIMINARY
DRAWING

FOR DISCUSSION
PURPOSES ONLY

Rev	Date	Description	By

Revisions

204 BOLTON ROAD
WALKDEN, WORSLEY
MANCHESTER, M28 3BN

Tel: 0161 790 4404
Fax: 0161 790 4405

Client **NEDERLANDER**

Site **DOMINION THEATRE, LONDON**

Project **STAGE LEVELLING**

Drawing Title
**PROPOSED SUB-STAGE
LOWER PLAN
INTAKE & NEW T.C. STAGE
RIGHT ROOM LAYOUTS**

Scale	Date	Drawn	Checked	Issued
AS SHOWN	AUG 2018	GT		

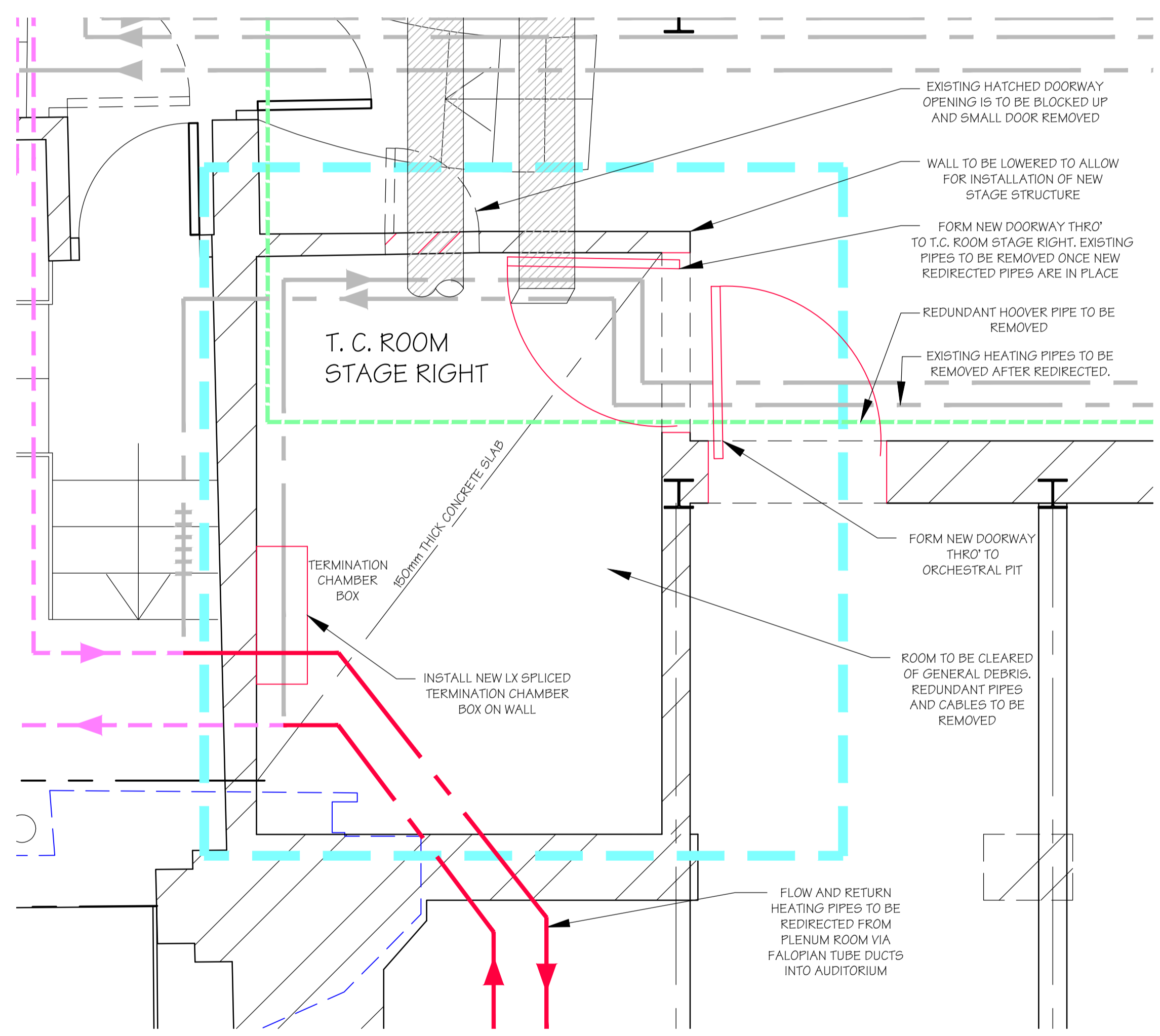
DRG. No. **2933-03-203**

KEY

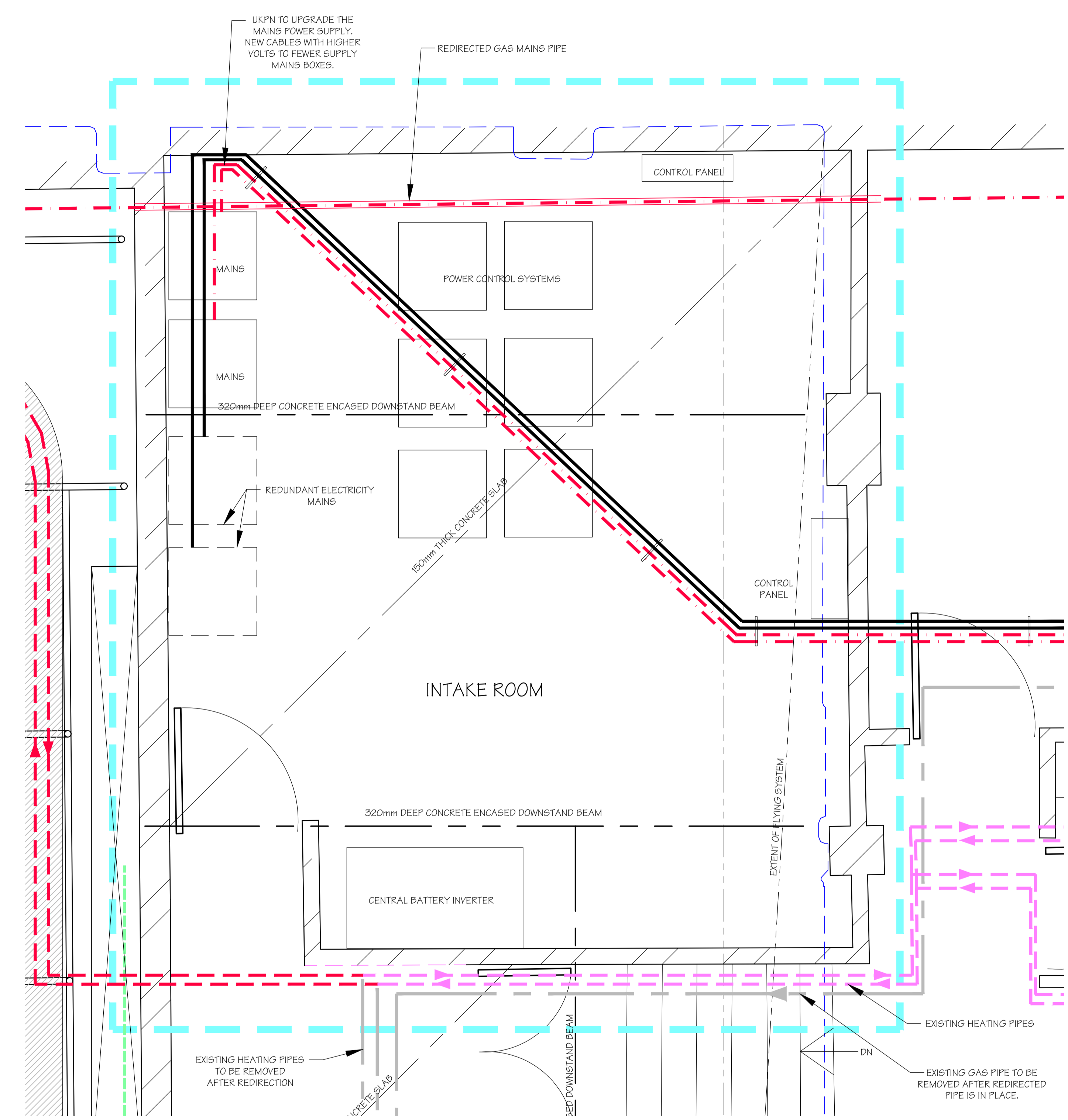
- HEATING PIPES FLOW & RETURN
- GAS PIPE
- HOOVER PIPE REDUNDANT
- MAINS ELECTRICITY
- INDICATES OUTLINE FOR 1:20 LAYOUTS
- NEW REDIRECTED PIPES
- REDUNDANT PIPES
- NEW MAINS ELECTRICITY
- EXTENTS OF STAGE

NOTE: SECTION THROUGH GAS PIPE IN INTAKE ROOM

INNER GAS MAINS PIPE
OUTER STEEL WALLED PROTECTION PIPE
NO JOINTS, CONTINUOUS PIPES



HATCHED DOOR ROOM
SHOWING STRUCTURE ABOVE
(SCALE 1:20 AT A1)



INTAKE ROOM
SHOWING STRUCTURE ABOVE
(SCALE 1:20 AT A1)