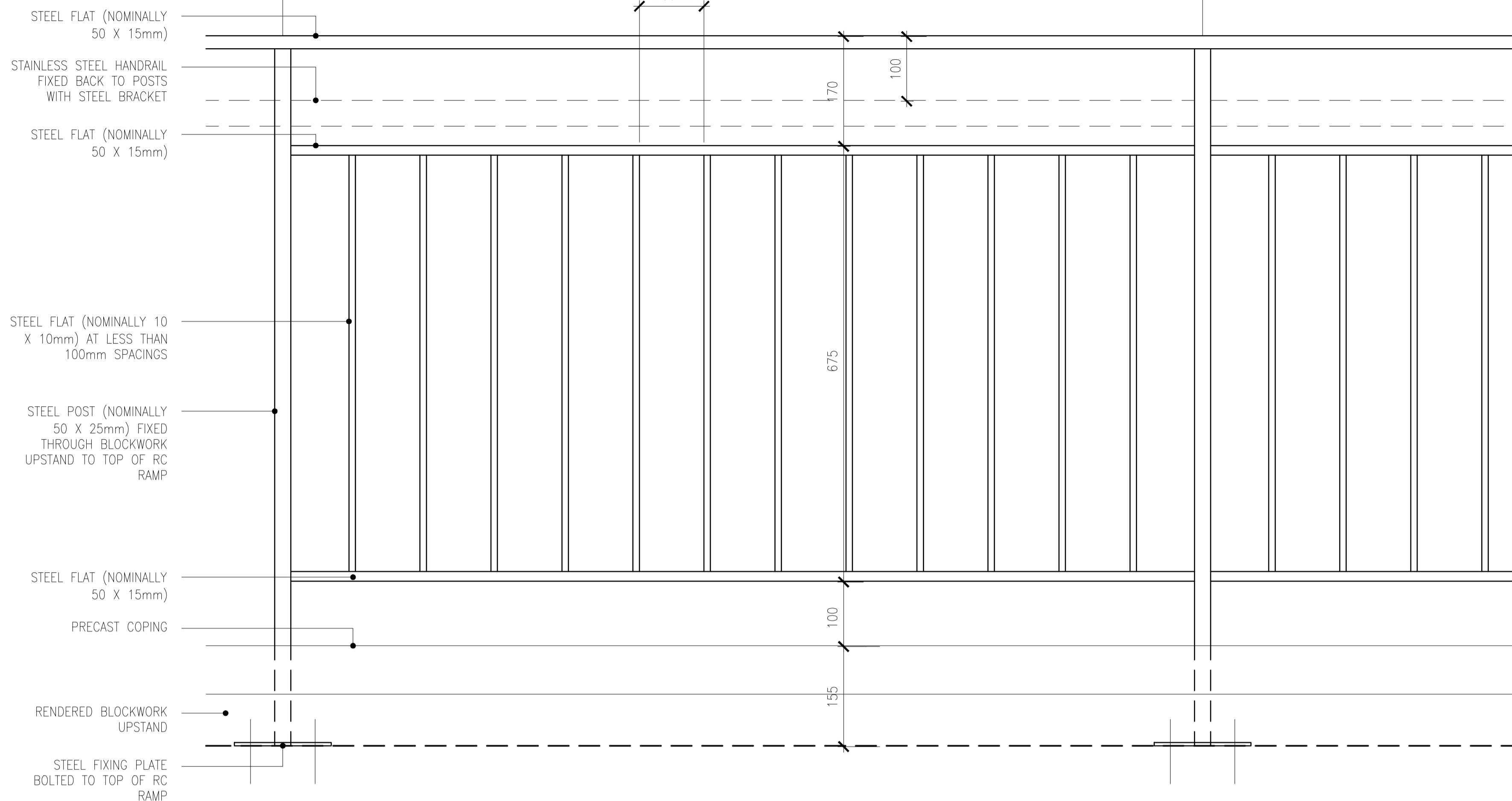


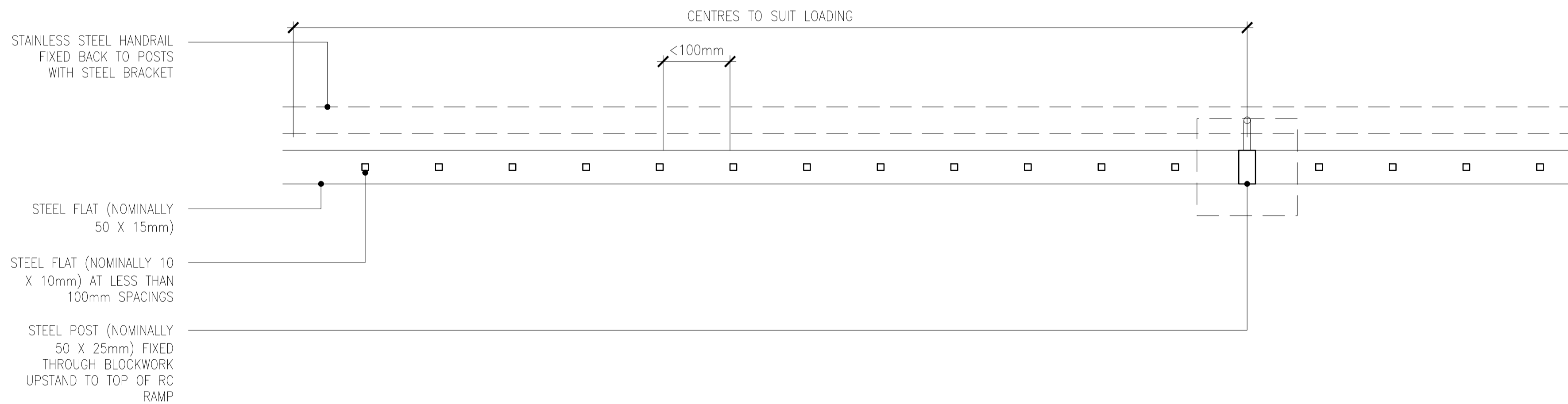
**01 BALUSTRADE SECTION DETAIL**

D2-200 1:5



**02 BALUSTRADE ELEVATION DETAIL**

D2-200 1:5

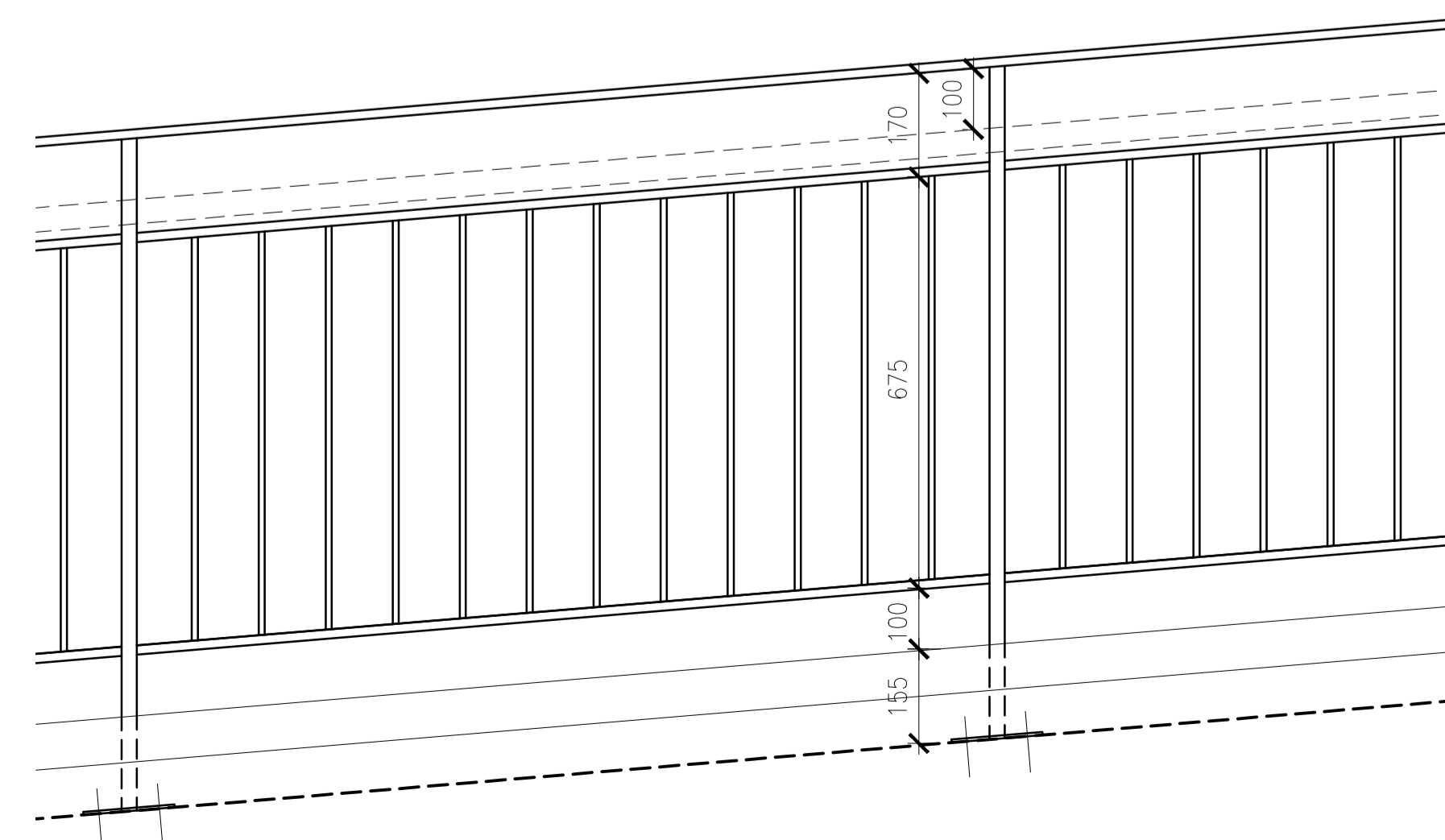


**03 BALUSTRADE PLAN DETAIL**

D2-200 1:5

**04 BALUSTRADE INCLINED ELEVATION DETAIL**

D2-200 1:10



ALL DIMENSIONS MUST BE CHECKED ON SITE  
INFORM THE ARCHITECT OF ANY DISCREPANCIES PRIOR TO CONSTRUCTION  
KEY PLAN

NOTES  
PLEASE REFER TO GA PLANS FOR LOCATIONS AND  
SETTING OUT OF RAMP AND STAIRS. PLEASE ALSO  
REFER TO THE ELEVATION DRAWINGS AND  
CONSTRUCTION SECTIONS.

BALUSTRADE TO MEET THE REQUIREMENTS SET  
OUT IN APPROVED PART M, PART K, BS:8300 AND BS  
EN 1391-1-1 AND PD 6886-1-1.

BALUSTRADE TO BE FINISHED IN RAL 7022 30%  
GLOSS.

HANDRAILS TO BE STAINLESS STEEL.

P01: 17.07.18 ISSUED FOR DEVELOPMENT BY SUBCONTRACTOR BG BG  
REV DATE DESCRIPTION DRN CHK

**connected  
architecture**

CLIENT  
Sisters Faithful Companions Of Jesus  
PROJECT  
St Aloysius Convent

DRAWING TITLE  
Entrance Ramp and Stair Balustrade

SCALE 1:50A1 / 1:100A1 AT SHEET

STATUS  
PRELIMINARY

DRAWING NO  
0001-D2-200 REV  
P01

© 2017 Connected Architecture Limited. all rights reserved