
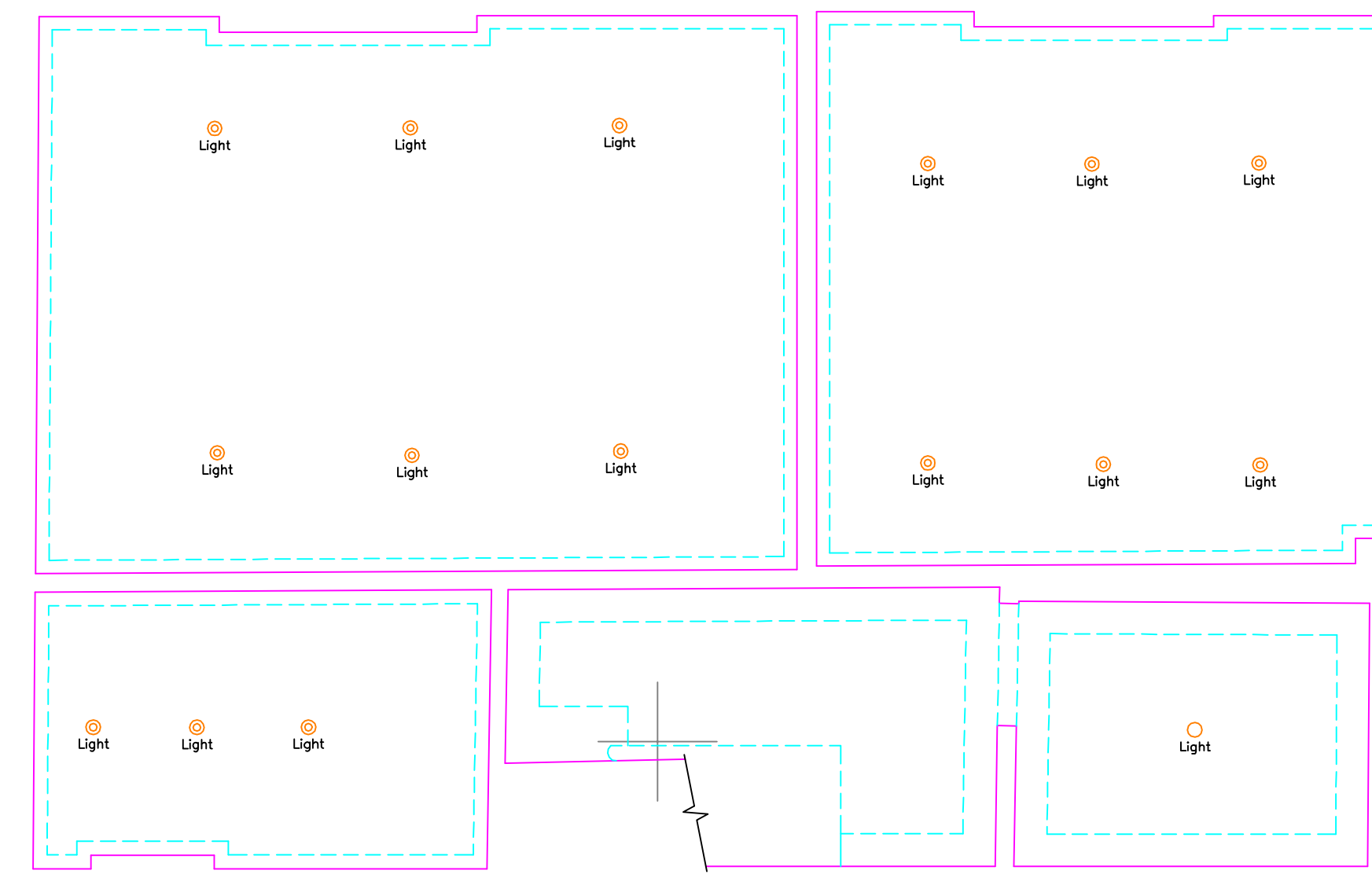



NORTHPOINT
THE SURVEY GRID IS BASED ON ARBITRARY COORDINATES
AND THE NORTHPOINT IS INDICATIVE ONLY.



Project:
10 GLOUCESTER GATE
LONDON
NW1 4HG
SECOND CEILING PLAN

Client:
GC OFFICE
7 ROLAND MANSIONS
142 OLD BROMPTON ROAD
LONDON
SW7 4NP

Job No:	16020	Drawing ID:	P2CF
Drawn:	CW	Scale:	1:50 @ A0
Checked:	AW	Date:	31/03/16

Callidus Surveys contact information:
t (020) 8543 8884
f (020) 8543 6664
e info@callidusurveys.co.uk
w www.callidusurveys.co.uk