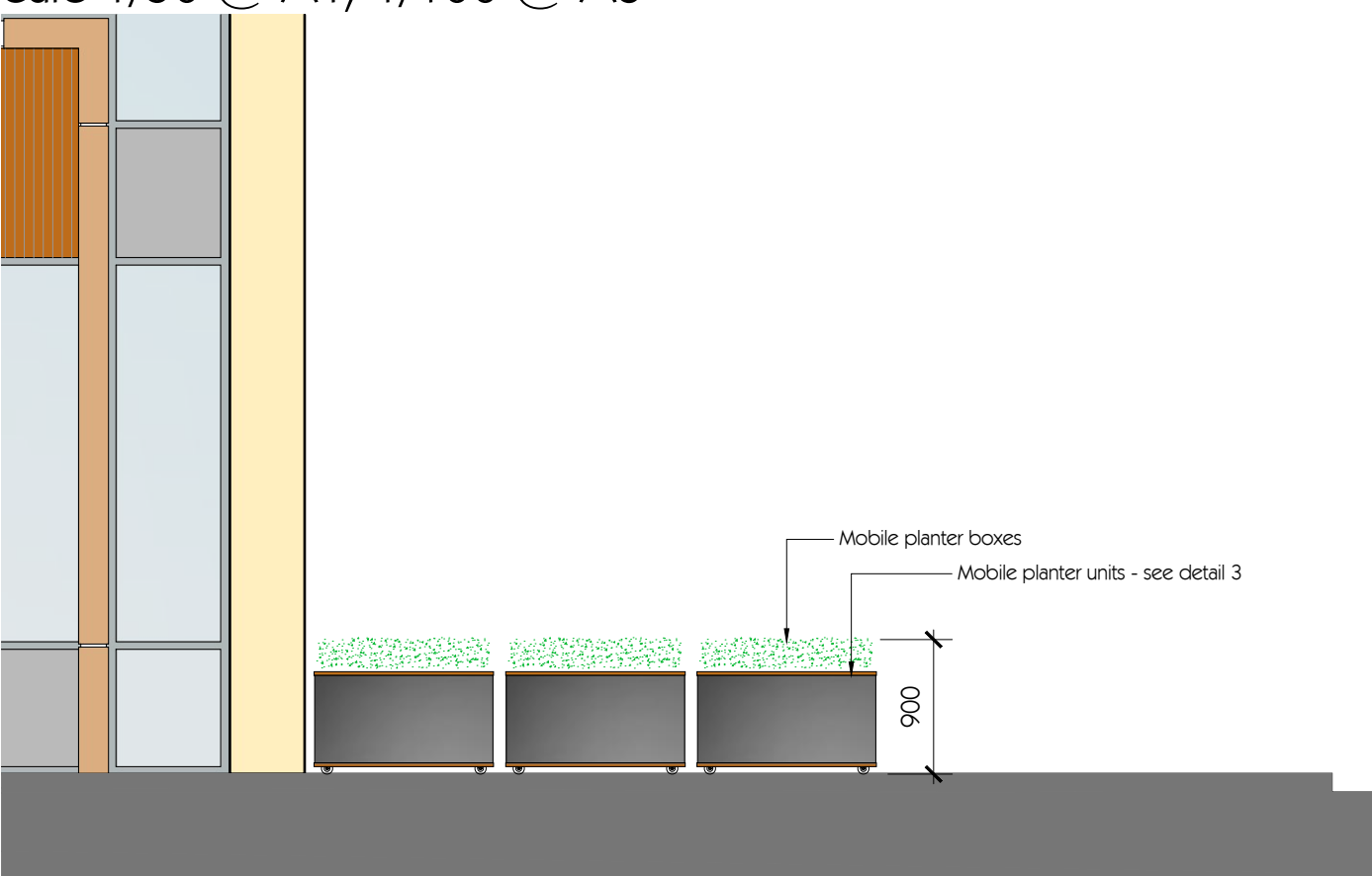


1. Ground Floor Plan - as Proposed

scale 1/50 @ A1, 1/100 @ A3



2. Elevation to Tottenham Court Road as Proposed

scale 1/50 @ A1, 1/100 @ A3

TOTTENHAM COURT ROAD



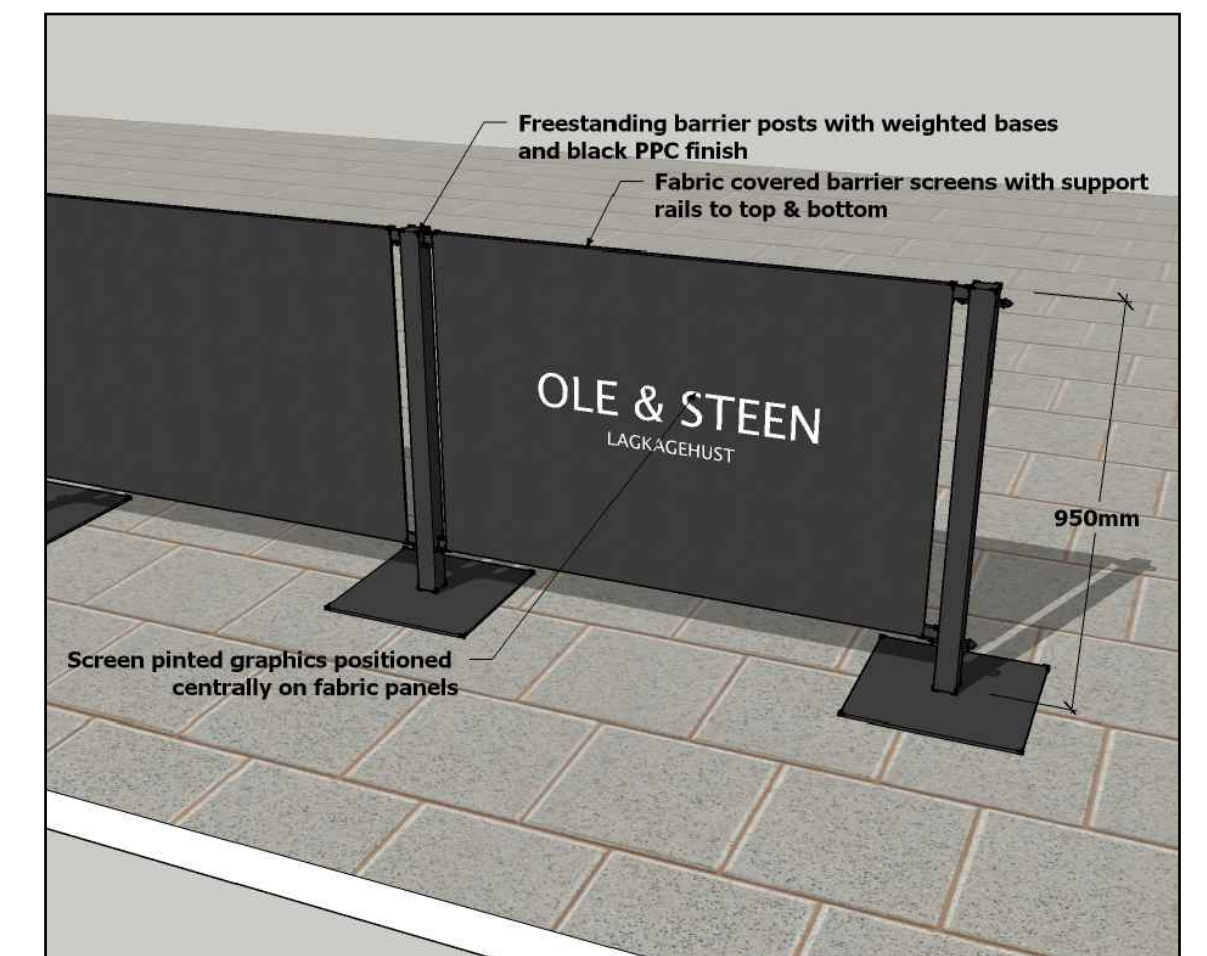
3. Elevation to Bedford Avenue as Proposed

scale 1/50 @ A1, 1/100 @ A3




4. Mobile planter detail

n.t.s.



5. Barrier screen detail

n.t.s.



6. External Tables & Chairs

Vitra Belleville injection-moulded polyamide chairs  
Vitra Super Fold tables with solid core black tops

This drawing is to be read in conjunction with all related drawings. Do not scale from this drawing. All dimensions must be checked and verified on site before commencing any work or producing shop drawings. The originator should be notified immediately of any discrepancy.

0	First issue	26/02/18	SDJ
Revision			

PROJECT		
OLE & STEEN 1 BEDFORD AVENUE, UNIT 4, FITZROVIA, LONDON WC1B 3AU		
DRAWING TITLE		
EXTERNAL SEATING AREA - AS PROPOSED		
DRAWN BY:	SCALE	DWG #
SDJ	1:50@A1 1:100@A3	PL02
CHECKED BY:	DATE	REV.
NBR	FEB 18	O

**LAGKAGEHUSET**

AMERIKAVEJ 21, 1756  
KØBENHAVN, DENMARK  
t: +45 72 14 47 00  
e: info@lagkagehuset.dk  
w: www.lagkagehuset.dk