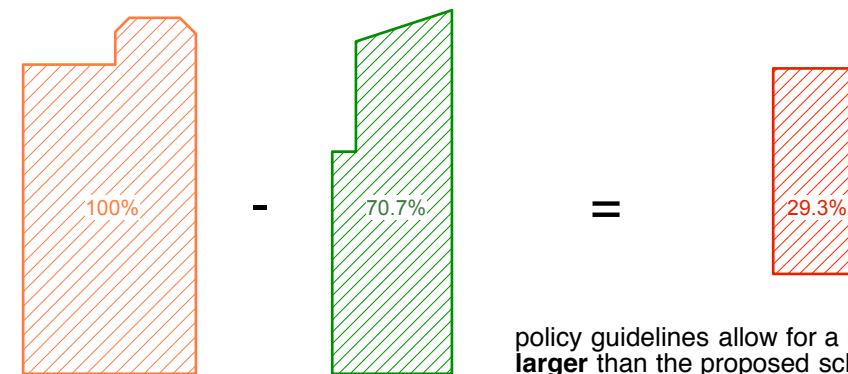
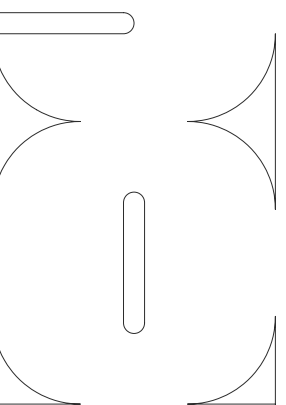
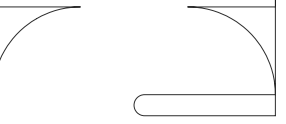


volumetric comparison

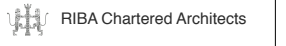


cdm statement

Any information given on this drawing must be used in conjunction with the construction health and safety plan prepared by the principal contractor. The planning supervisor must be consulted before any construction work commences. Any changes in design, or conditions arising or information becoming known at a later date that may adversely impact upon health and safety of any person, must be notified to the planning supervisor and principal contractor as soon as possible.



spaced out ltd.
4a godson street
london n1 9gz
tel: +44 (0)20 78 33 9236
email: info@spacedout.co.uk
www.spacedout.co.uk



- do not scale from drawings
- all dimensions to be checked on site by contractor
- all dimensions remain the responsibility of the contractor
- all project activity to be covered by CDM regs, rev2015
- all designs are the property of spaced out ©

revisions:

project:
17.225 Flat 1, 10 Lyndhurst Gardens, NW3 5NR

drawing:
volumetric comparison

client: C&M M

scale: 1:200 & 1:500 @ A3

dwg.no: 17.225.006

purpose of issue:
info only

original issue date:
24.04.2017