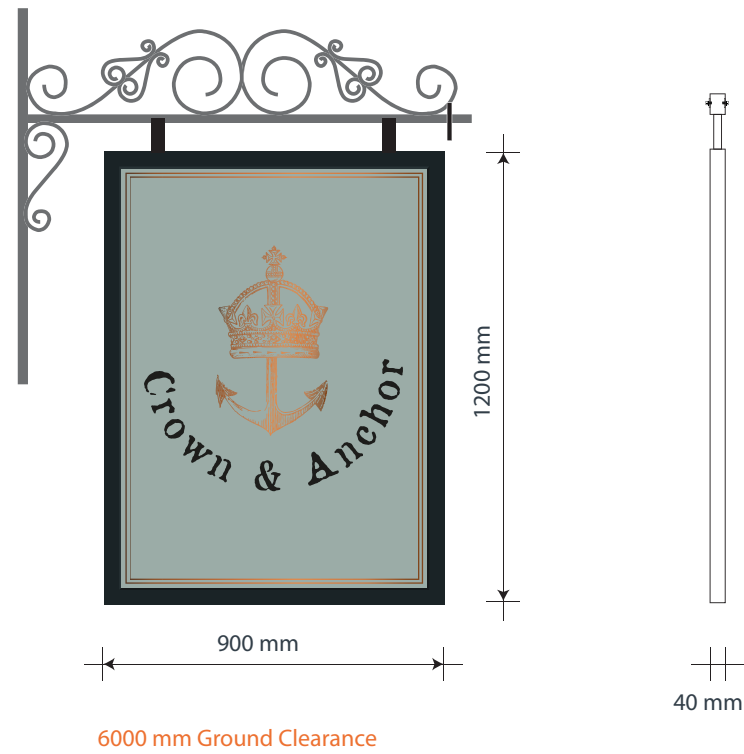
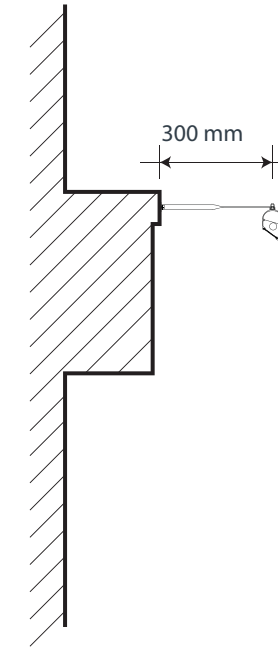


PLANNING DRAWING - Proposed Signs

ITEM 01A & 01B (Qty 2)
DOUBLE SIDED PICTORIAL
 New double sided pictorial panel fixed to existing gibbet,
 timber construction
 Scale 1:20



ITEM 02A & 02B (Qty 2)
SIGNWRITTEN HOUSENAME
 New signwritten housename letters to building fascia board.
 Illuminated by existing LED trough light (refurbished by Ashleighs)
 Scale 1:20



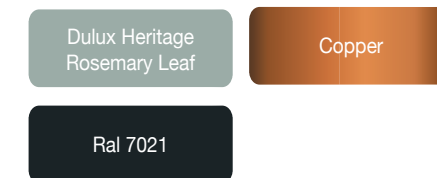
CASTLE
 CROWN & ANCHOR
 137 DRUMMOND STREET
 NR EUSTON
 LONDON
 NW1 2HL

137881 Revision A
 01/08/18 - SRL

COPYRIGHT :
 THE ATTACHED DESIGNS AND ILLUSTRATIONS
 ARE INTENDED SOLELY FOR, AND SHOULD
 ONLY BE USED BY, THOSE TO WHOM THIS
 DESIGN SPECIFICATION IS ADDRESSED.

THE CONTENTS ARE STRICTLY
 PRIVATE AND CONFIDENTIAL.
 ANY FORM OF REPRODUCTION,
 DISSEMINATION, COPYING, DISCLOSURE,
 MODIFICATION OR DISTRIBUTION IS STRICTLY
 PROHIBITED WITHOUT THE PRIOR WRITTEN
 CONSENT OF ASHLEIGH SIGNS LTD
 (COMPANY NUMBER : 1325080)
 WHOSE REGISTERED ADDRESS IS:
 ASHLEIGH HOUSE, BECKBRIDGE ROAD,
 NORMANTON INDUSTRIAL ESTATE,
 NORMANTON, WF6 1TE

sign colours



building colours



typefaces

house name Attic Antique





CASTLE
CROWN & ANCHOR
137 DRUMMOND STREET
NR EUSTON
LONDON
NW1 2HL

137881 Revision A
01/08/18 - SRL

COPYRIGHT :
THE ATTACHED DESIGNS AND ILLUSTRATIONS
ARE INTENDED SOLELY FOR, AND SHOULD
ONLY BE USED BY, THOSE TO WHOM THIS
DESIGN SPECIFICATION IS ADDRESSED.

THE CONTENTS ARE STRICTLY
PRIVATE AND CONFIDENTIAL.
ANY FORM OF REPRODUCTION,
DISSEMINATION, COPYING, DISCLOSURE,
MODIFICATION OR DISTRIBUTION IS STRICTLY
PROHIBITED WITHOUT THE PRIOR WRITTEN
CONSENT OF ASHLEIGH SIGNS LTD
(COMPANY NUMBER : 1325080)
WHOSE REGISTERED ADDRESS IS:
ASHLEIGH HOUSE, BECKBRIDGE ROAD,
NORMANTON INDUSTRIAL ESTATE,
NORMANTON, WF6 1TE



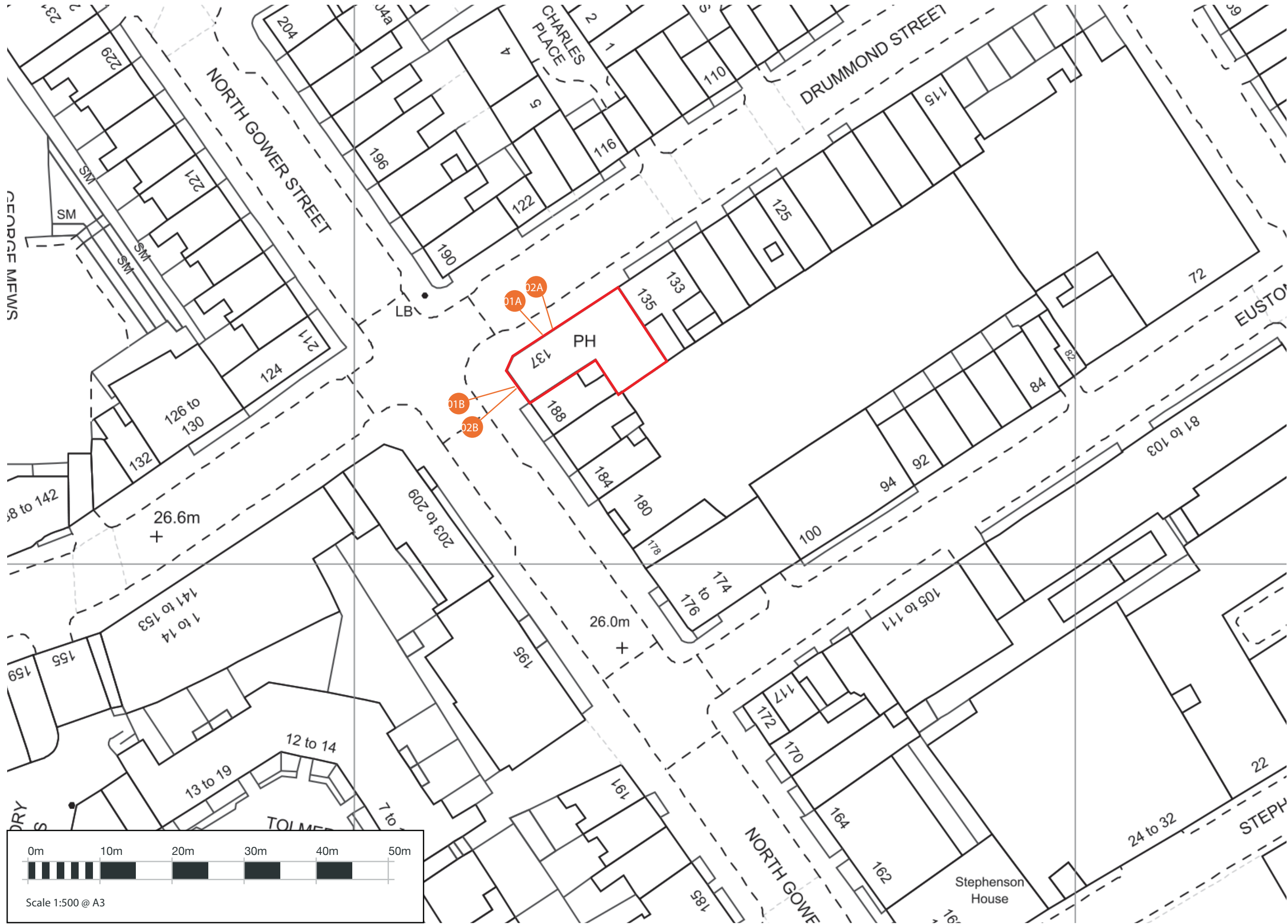
CASTLE
CROWN & ANCHOR
137 DRUMMOND STREET
NR EUSTON
LONDON
NW1 2HL

137881 Revision A
01/08/18 - SRL

COPYRIGHT :
THE ATTACHED DESIGNS AND ILLUSTRATIONS
ARE INTENDED SOLELY FOR, AND SHOULD
ONLY BE USED BY, THOSE TO WHOM THIS
DESIGN SPECIFICATION IS ADDRESSED.

THE CONTENTS ARE STRICTLY
PRIVATE AND CONFIDENTIAL.
ANY FORM OF REPRODUCTION,
DISSEMINATION, COPYING, DISCLOSURE,
MODIFICATION OR DISTRIBUTION IS STRICTLY
PROHIBITED WITHOUT THE PRIOR WRITTEN
CONSENT OF ASHLEIGH SIGNS LTD
(COMPANY NUMBER : 1325080)
WHOSE REGISTERED ADDRESS IS:
ASHLEIGH HOUSE, BECKBRIDGE ROAD,
NORMANTON INDUSTRIAL ESTATE,
NORMANTON, WF6 1TE

PLANNING DRAWING - Site Plan



CASTLE
CROWN & ANCHOR
137 DRUMMOND STREET
NR EUSTON
LONDON
NW1 2HL

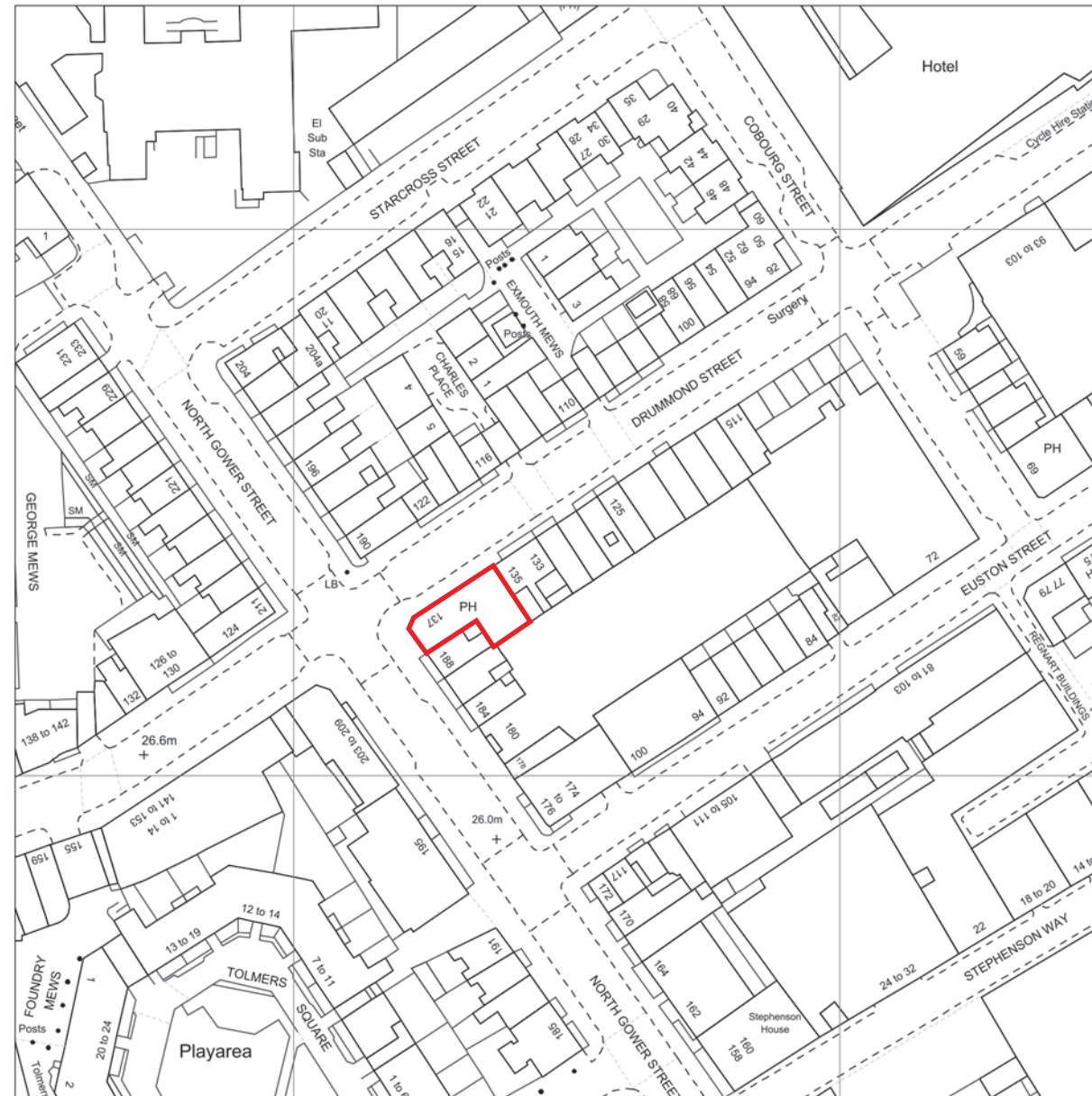
137881 Revision A
01/08/18 - SRL

COPYRIGHT :
THE ATTACHED DESIGNS AND ILLUSTRATIONS
ARE INTENDED SOLELY FOR, AND SHOULD
ONLY BE USED BY, THOSE TO WHOM THIS
DESIGN SPECIFICATION IS ADDRESSED.

THE CONTENTS ARE STRICTLY
PRIVATE AND CONFIDENTIAL.
ANY FORM OF REPRODUCTION,
DISSEMINATION, COPYING, DISCLOSURE,
MODIFICATION OR DISTRIBUTION IS STRICTLY
PROHIBITED WITHOUT THE PRIOR WRITTEN
CONSENT OF ASHLEIGH SIGNS LTD
(COMPANY NUMBER : 1325080)
WHOSE REGISTERED ADDRESS IS:
ASHLEIGH HOUSE, BECKBRIDGE ROAD,
NORMANTON INDUSTRIAL ESTATE,
NORMANTON, WF6 1TE



Scale 1:500 @ A3



CASTLE
CROWN & ANCHOR
137 DRUMMOND STREET
NR EUSTON
LONDON
NW1 2HL

137881 Revision A
01/08/18 - SRL

COPYRIGHT :
THE ATTACHED DESIGNS AND ILLUSTRATIONS
ARE INTENDED SOLELY FOR, AND SHOULD
ONLY BE USED BY, THOSE TO WHOM THIS
DESIGN SPECIFICATION IS ADDRESSED.

THE CONTENTS ARE STRICTLY
PRIVATE AND CONFIDENTIAL.
ANY FORM OF REPRODUCTION,
DISSEMINATION, COPYING, DISCLOSURE,
MODIFICATION OR DISTRIBUTION IS STRICTLY
PROHIBITED WITHOUT THE PRIOR WRITTEN
CONSENT OF ASHLEIGH SIGNS LTD
(COMPANY NUMBER : 1325080)
WHOSE REGISTERED ADDRESS IS:
ASHLEIGH HOUSE, BECKBRIDGE ROAD,
NORMANTON INDUSTRIAL ESTATE,
NORMANTON, WF6 1TE

