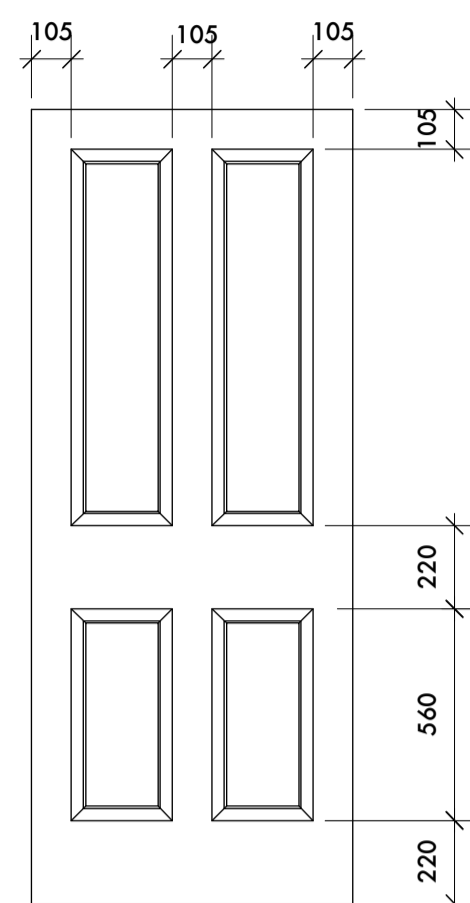
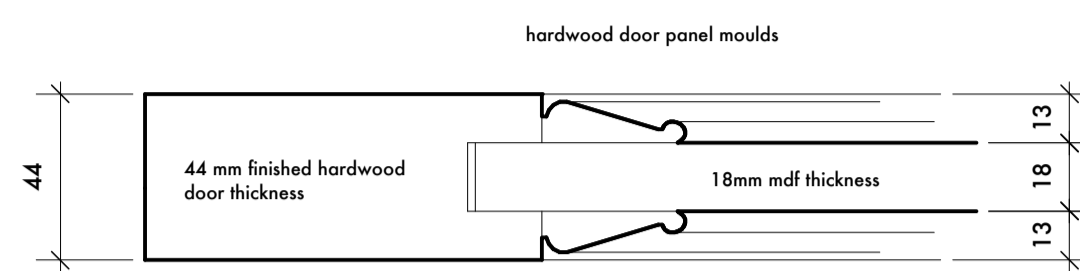


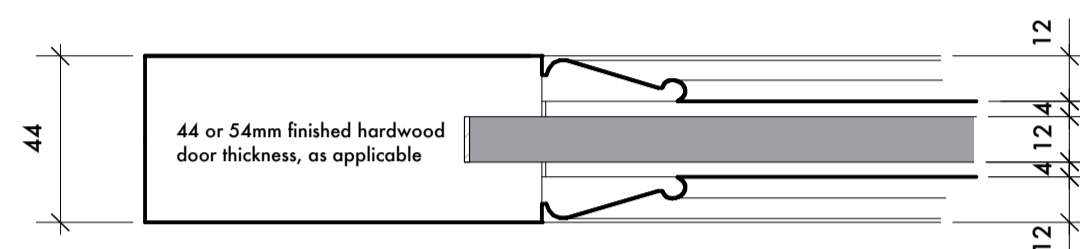
Typical Door Lining Detail - Ref. 2 - Scale 1:2



Typical Internal Door Elevation Scale 1:20



NON - FIRE DOORS



HALF HOUR FIRE DOORS

DOOR PANELS - 12mm 'MASTERBOARD' with 4mm MDF skin with each face providing a finish for painted decorations. MDF shall be increased in thickness to 9mm for 54mm thickness doors



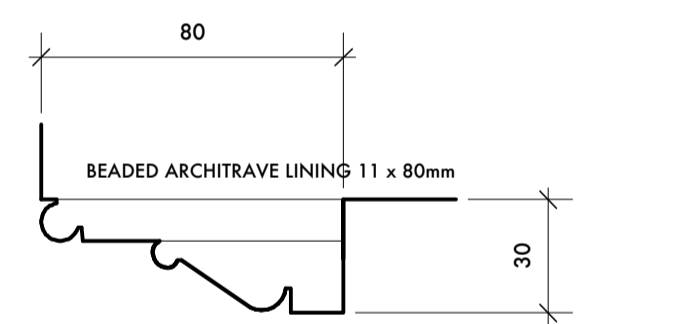
Reference photograph from 1994 - 9 Cambridge Gate reference door panels



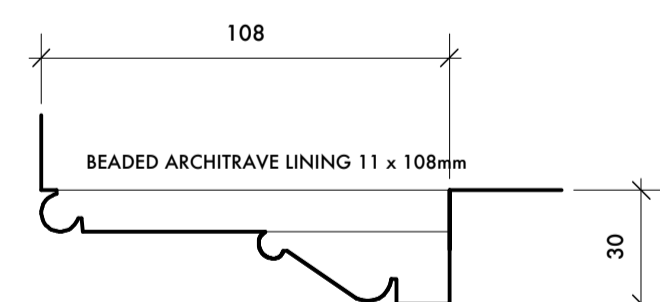
Reference photograph from 1994 - 9 Cambridge Gate reference skirting types 2 and 3



Reference photograph from 1994 - 9 Cambridge Gate reference skirting type 1

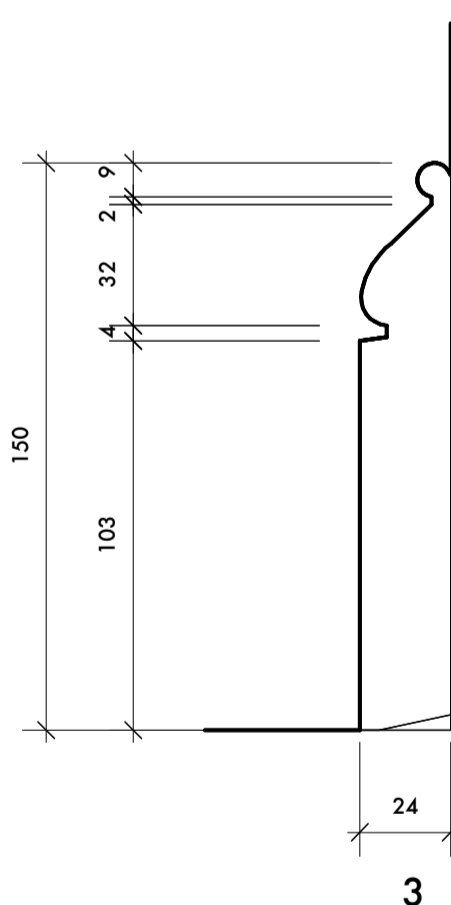


19 x 50mm ARCHITRAVE TO APPROVED PROFILE Ref. 1



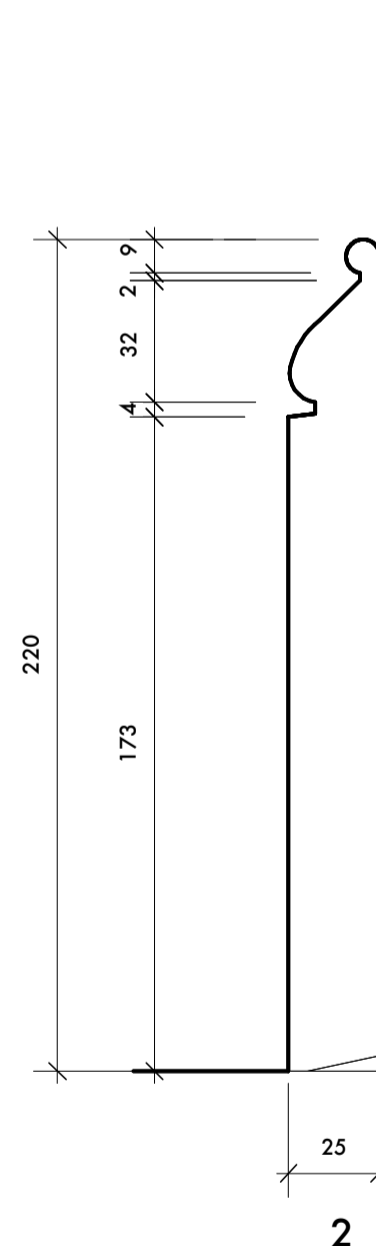
19 x 50mm ARCHITRAVE TO APPROVED PROFILE Ref. 2

ARCHITRAVES - SCALE 1:2



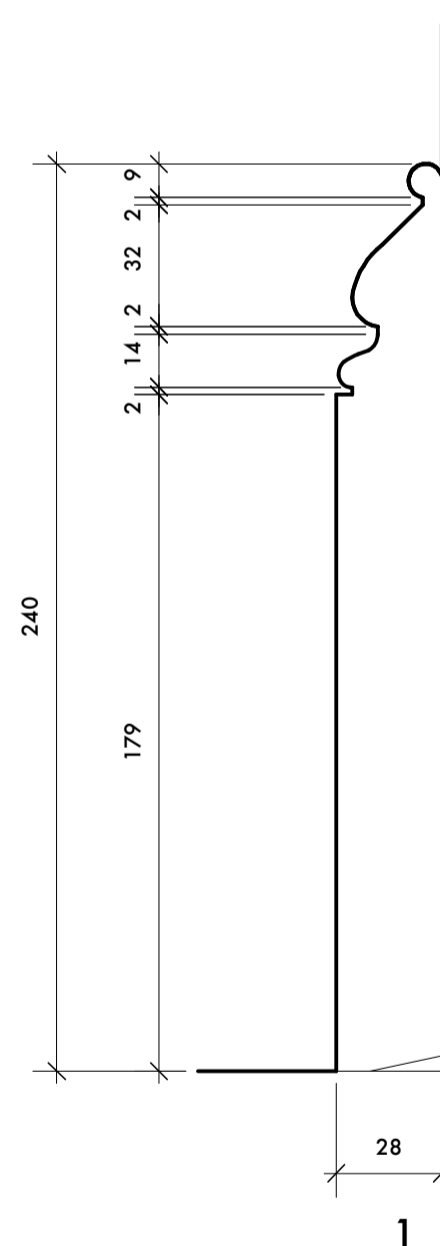
LOWER FIRST FLOOR LEVEL - CLOAKS (FF12), LAUNDRY (FF10) and PLANT (FF11)

SKIRTINGS - SCALE 1:2



LOWER FIRST FLOOR LEVEL - HALL CORRIDOR (FF3), MEDIA ROOM (FF14), BEDROOM 2 (FF7), BEDROOM 3 (FF4), DRESSING ROOMS (FF5 & 8) and EN-SUITE (FF9 & 6)

UPPER FIRST FLOOR LEVEL - Store (FF18)



UPPER FIRST FLOOR LEVEL - KITCHEN / FAMILY ROOM (FF15), MASTER SUITE (FF14), STUDY (FF19), DRESSING ROOM (FF18) and EN-SUITE (FF17)

PRELIMINARY ISSUE

KERR PARKER ASSOCIATES LTD

THE GRANARY, COPPID HALL, NORTH STIFFORD, ESSEX RM16 5UE
TEL: 01376-377751

CONTRACT
FLAT 2-3 - 10 CAMBRIDGE GATE,
LONDON. NW1 4JX

DRAWING
INTERNAL DOOR, ARCHITRAVE and
SKIRTING DETAILS

SCALE 1:20 & 1:2 @ A1 DATE June 2018

DRAWN SB CHECKED RP

DRAWING NO. REV.

K1712 . 17