

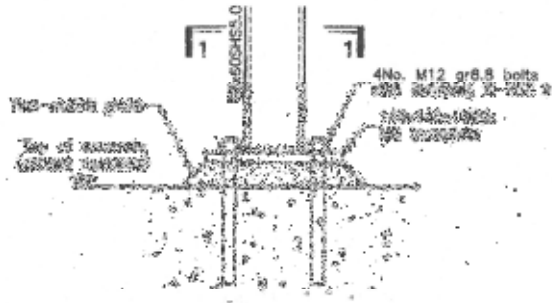
ELEVATION ON FRAME
SCALE 1:20
FRAMES @1.86m CTRS.

0 125mm 250mm

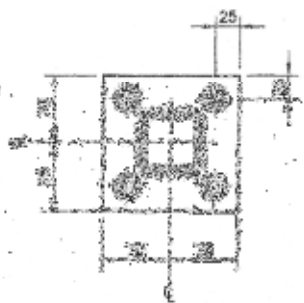
1:5

0 500mm 1000mm

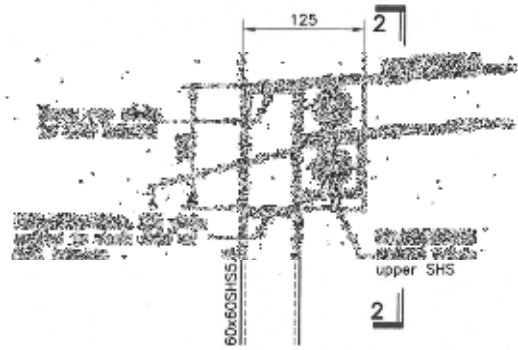
1:20



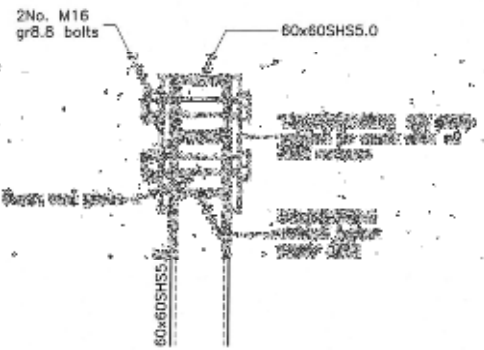
DETAIL A
SCALE 1:5



SECTION 1-1
SCALE 1:5



DETAIL B
SCALE 1:5



SECTION 2-2
SCALE 1:5

All steelwork to be galvanised

CONSTRUCTION		Drawn GH	24/25 DRURY LANE, LONDON WC2B 5RJ	Job No. 17161