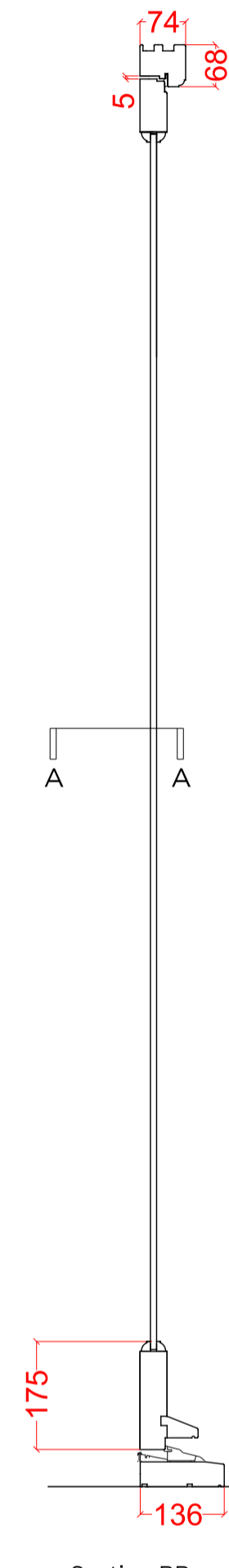
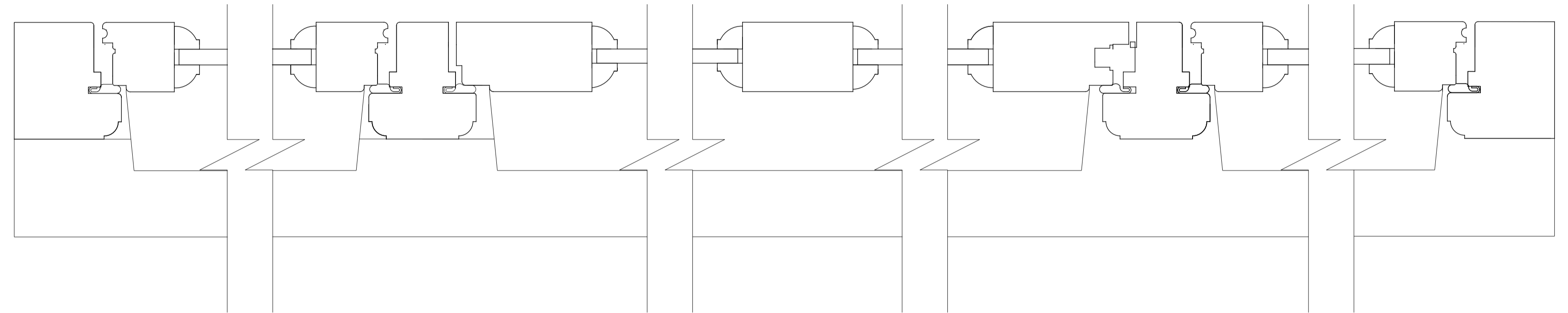


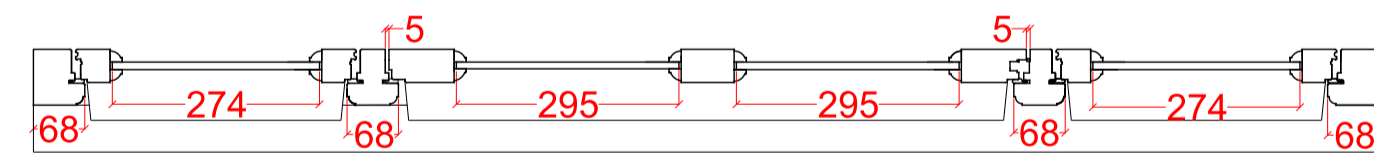
External Elevation
DLG.09, scale 1:10
Hardwood panel door with sidelights



Section BB



Section AA
DLG.09, scale 1:2
Hardwood panel door with sidelights



Section AA
DLG.09, scale 1:10
Hardwood panel door with sidelights

Rev A	14.08.2018	Issued for Planning
Glazing and glazing bars revised to suit Planning Officer's comments		
Rev -	09.07.2018	Issued for Planning

<h1>PLANNING</h1>		
Project No.	16006	
Client	Mr. & Ms. A. Saleh	
Date	July 2018	
Scale	1:10@A1 / 1:20@A2	
Project	17 East Heath Road, NW3	
Drawing Title:	Proposed Door Detail DLG.09	
Drawing No.	Rev. A	
Drawn	Approved	Signed
LG		

Marek Wojciechowski Architects

66-68 Margaret Street W1W 8SR T. 020 7580 9336 www.mw-a.co.uk

Copyright Marek Wojciechowski Architects Limited. No implied license exists. This drawing should not be used to calculate areas for the purposes of valuation. All dimensions to be checked on site by the contractor and such dimensions to be their responsibility. Do not scale drawings. All work must comply with relevant British Standards and Building Regulations requirements. Drawing errors and omissions to be reported to the architect.