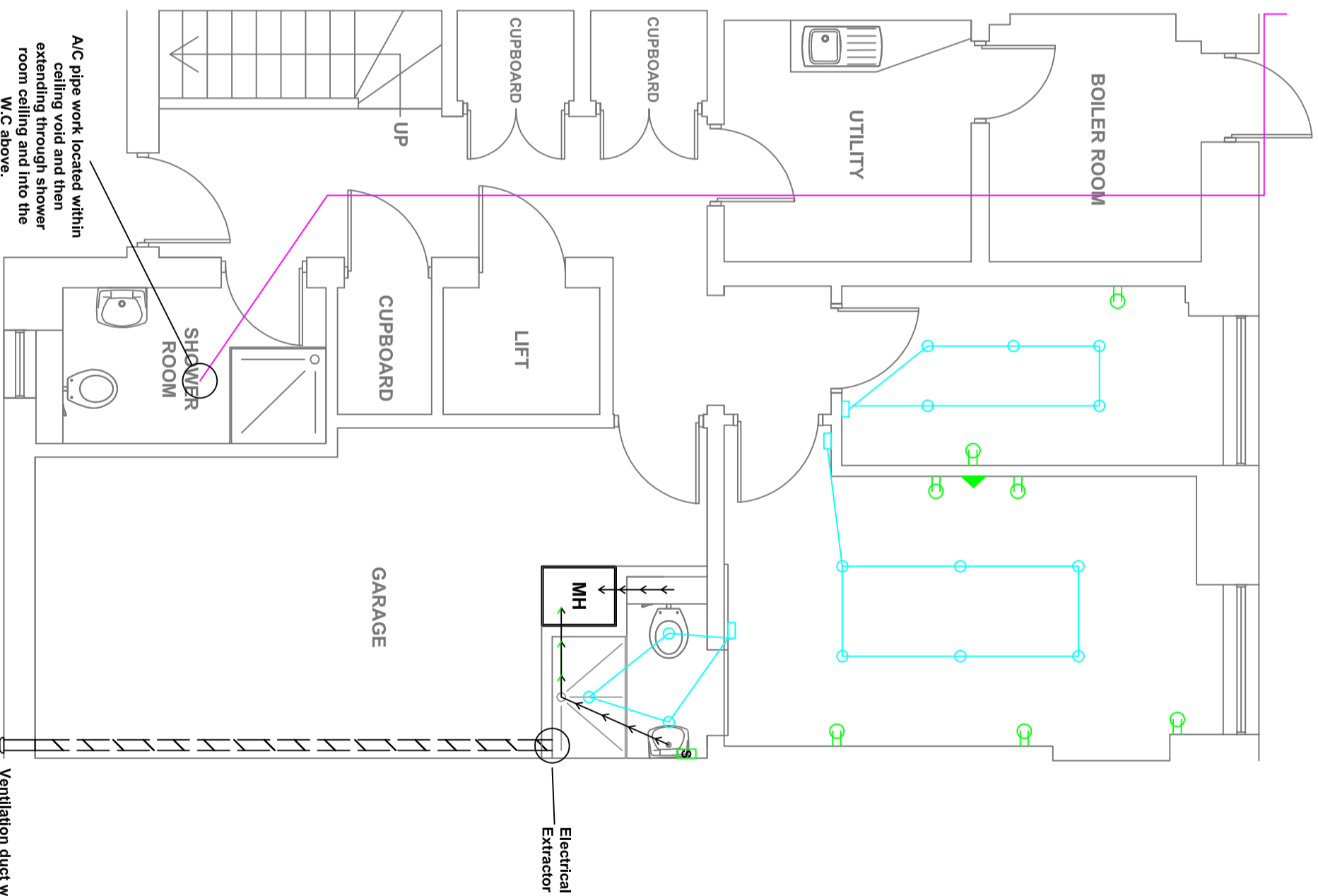
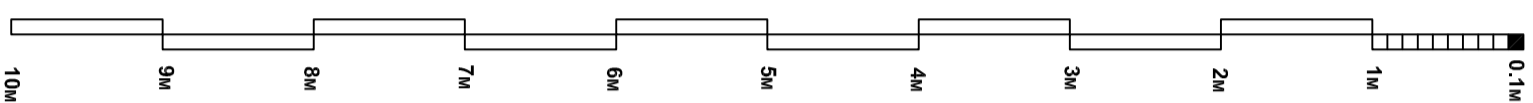
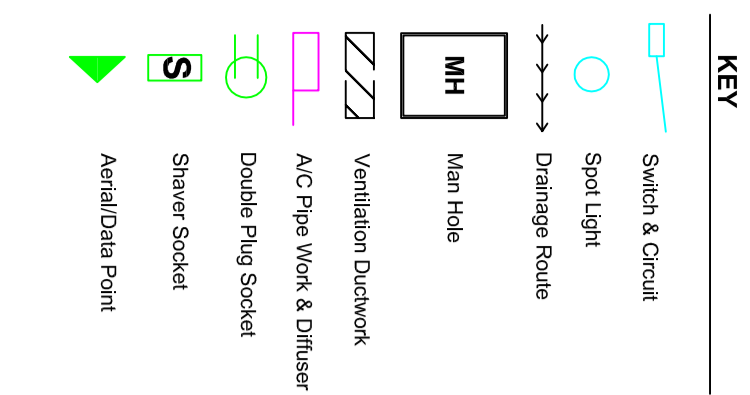


## NOTES

1. All Dimensions are in millimeters
2. Ensure that all dimensions are checked on site prior to supply and installation of fixtures and fittings.
3. Any discrepancies in the drawing, actual or assumed, or as a result of other specialist or consultants drawings, details etc, should be reported immediately upon discovery.
4. This is not a working drawing and should not be used as such.



rev. date amendment

chkd

rev. date amendment

chkd

client	ADCO Consultancy	drawing	Proposed Basement M&E Plan	drwg no	004	rev	-
project	30 Chester Terrace	drawn	XC	date	25.07.2018	scale	1:50 @ A3
General Alterations							



THE CONTRACTOR SHOULD CHECK ALL DIMENSIONS ON SITE. NO DIMENSIONS TO BE SCALED FROM THIS DRAWING.  
 NO PART OF THIS DRAWING IS TO BE COPIED OR REPRODUCED WITHOUT THE PRIOR CONSENT OF THE ARCHITECT.  
 IT IS THE CONTRACTORS RESPONSIBILITY TO ENSURE COMPLIANCE WITH THE BUILDING REGULATIONS.  
 ALL RIGHTS DESCRIBED IN CHAPTER IV OF THE COPYRIGHT, DESIGNS AND PATENTS ACT 1988 HAVE GENERALLY BEEN ASSERTED.