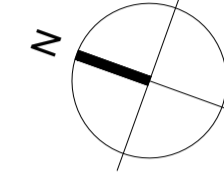


00 Key Plan Reference  
2201 N.T.S.



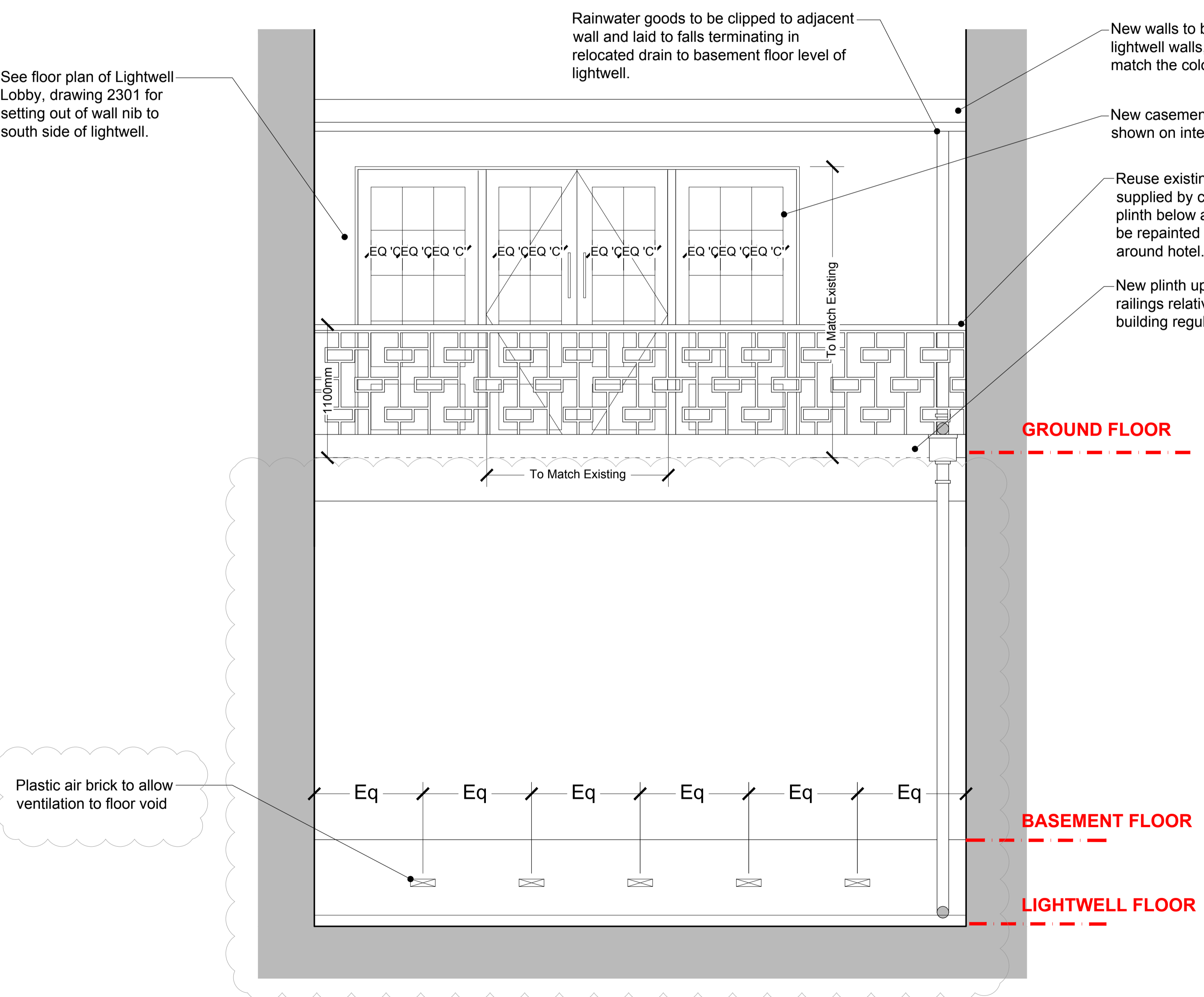
Notes

- Any dwg format drawing is to be read in conjunction with and at the scale of the accompanying pdf.
- For status 'C' (Construction) drawings:  
All dimensions are to be checked on site by the contractor, scaling is for Local Authority purposes only.  
Unless otherwise indicated, all dimensions are in millimeters.  
All information on this drawing is to be read in conjunction with the relevant Donald Insall Associates specification and trade contractors' drawings and information by specialists.
- In the event of any query, please contact us immediately.
- This drawing may contain survey information by others and is to be used solely for the purposes for which it was issued.
- These are uncontrolled documents issued for information purposes only. If you have any queries regarding the drawings, please contact DIA immediately. Please note DIA cannot be held responsible for any errors arising from changes made to an uncontrolled dwg file.

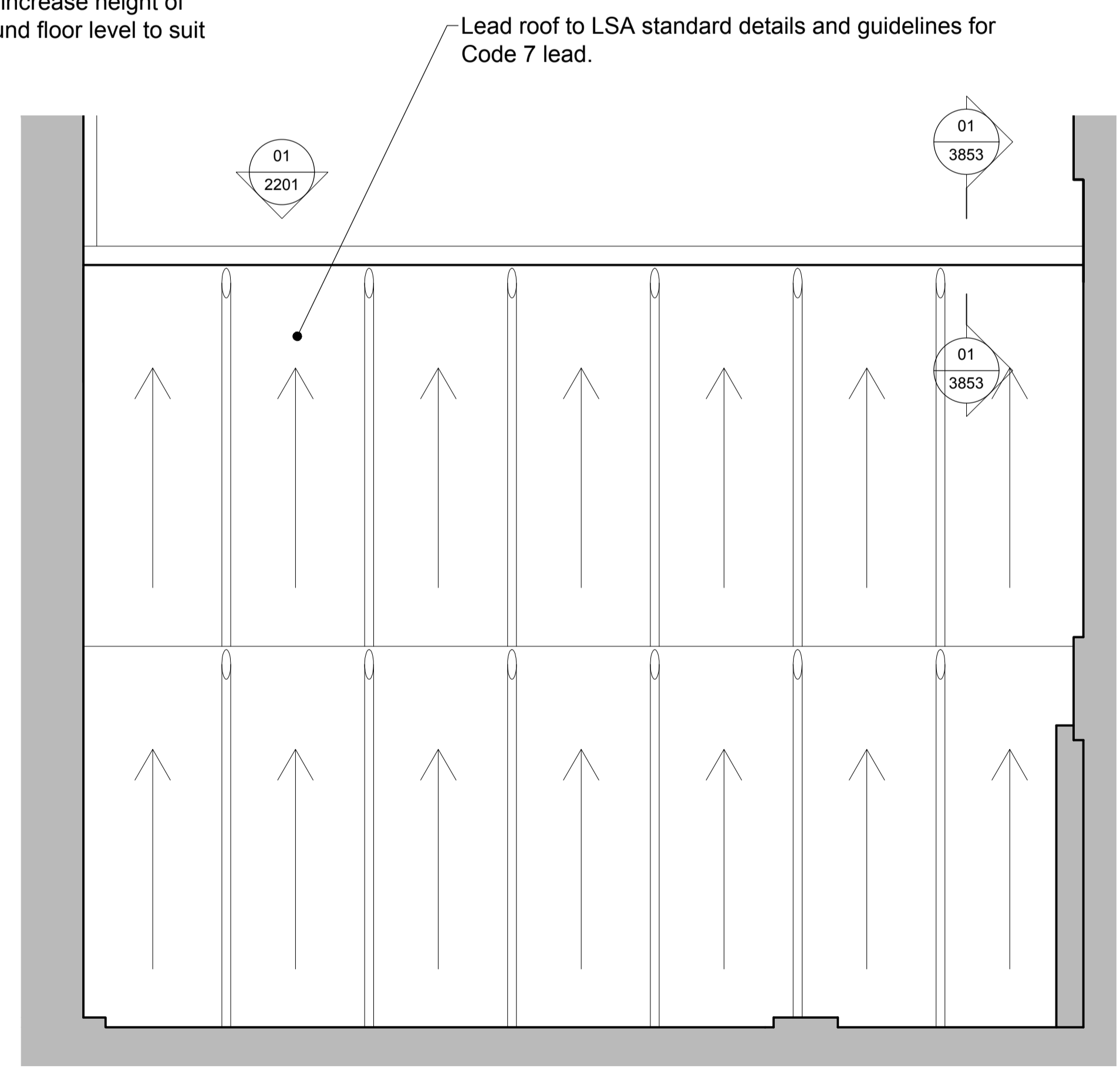
© 2016 DONALD INSALL ASSOCIATES LTD

Drawing Status					
F	Feasibility	B	Building Control	T	Tender
S	Sketch Design	D	Developed Design	C	Construction
P	Planning	M	Measurement	R	Record

- Drawing Specific Notes:**
- Rainwater goods and associated drainage system for the new roof and patio are to be tied into the existing lightwell drainage - this has been discussed with the contractor and should be set out by them on site
  - Samples are required for the following items for comment prior to manufacture:
    - Sample of render to match existing in texture and paint colour.
  - New timber doors and sidelights are to match original existing joinery within hotel. Joiners to prepare shop drawings for comment by architect.
  - Rainwater goods to terminate at relocated gully to be set out on site by contractor.



01 Lightwell Infill - External Elevation  
2201 1:25 @ A1



02 Lightwell Infill - Roof Plan  
2201 1:25 @ A1

Rev	Date	Dwn	Auth	Revision
D	06-09-17	JXT	JKC	Issue for Construction
C	10-08-17	BXR	JKC	Issue for Construction
B	08-08-17	BXR	JKC	Issue for Comment
A	02-08-17	BXR	JKC	Issue for Comment
-	20-07-17	BXR	JKC	Initial Issue

Bloomsbury Hotel  
London  
WC1B 3NN

Lightwell Infill  
External Elevations  
Proposed

Project	BLOOM.01	No	2201
Scale (A1)	1:25	Status	C
		Revision	D

**Donald Insall Associates**  
Chartered Architects and Historic Building Consultants

12 Devonshire Street, London W1G 7AB  
(+44) 020 7245 9888  
london@insall-architects.co.uk