

FCL +3550mm AFFL

B.D

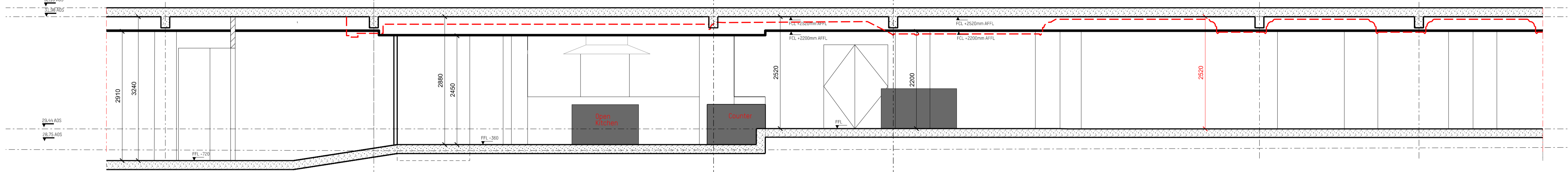
B.C

B.B

B.A

B.X

A.1



Section K

A.3

A.4

A.5

A.6

A.7

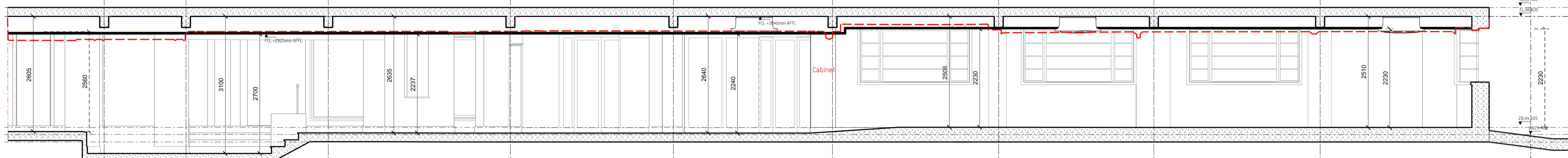
A.8

A.9

A.10

A.11

A.12



Section M

B.1

D.1

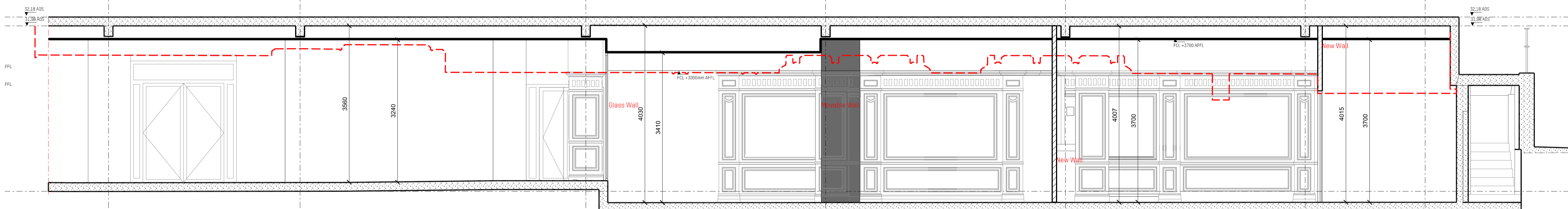
D.2

D.3

D.4

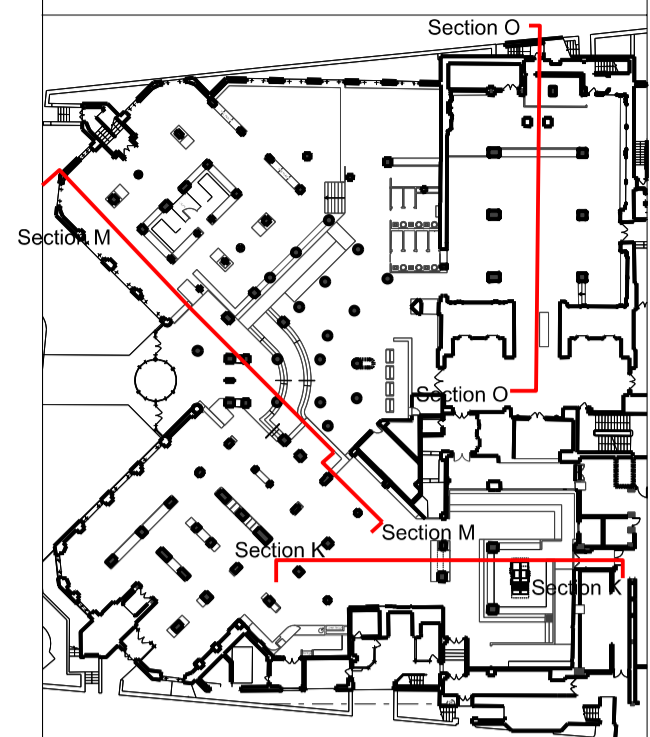
D.5

D.6



Section O

DO NOT SCALE FROM THIS DRAWING. ALL DIMENSIONS ARE TO BE CHECKED ON SITE PRIOR TO BUILD. DIMENSIONAL DIFFERENCES TO BE CONFIRMED WITH THE ARCHITECT. THIS DRAWING IS TO BE READ IN CONJUNCTION WITH ALL CONSULTANTS INFORMATION. MACKAY AND PARTNERS LLP RETAIN THE COPYRIGHT OF ALL INFORMATION WITHIN THIS DRAWING.



- DEMOLITIONS
- SCOPE OF WORKS

Rev Description Date



Key Plan
Drawing Status
PLANNING
Issued only for purpose indicated

**Mackay
Partners**

ARCHITECTS & DESIGNERS
Florin Studios, Florin Court, 6-8 Charterhouse Square
London EC1M 6EY Tel +44 (0)207 608 1177
e mail: contact@mackayandpartners.co.uk

Job Title
White House Hotel

Drawing Title
**PROPOSAL
GROUND FLOOR
SECTIONS K, M, O**

Scale @ A1 1:50 Scale @ A3 1:100 Drawn by JS
Date 17/07/2018 Checked by KM

Drawing No. 612.17_P_0600_503 Rev. -