
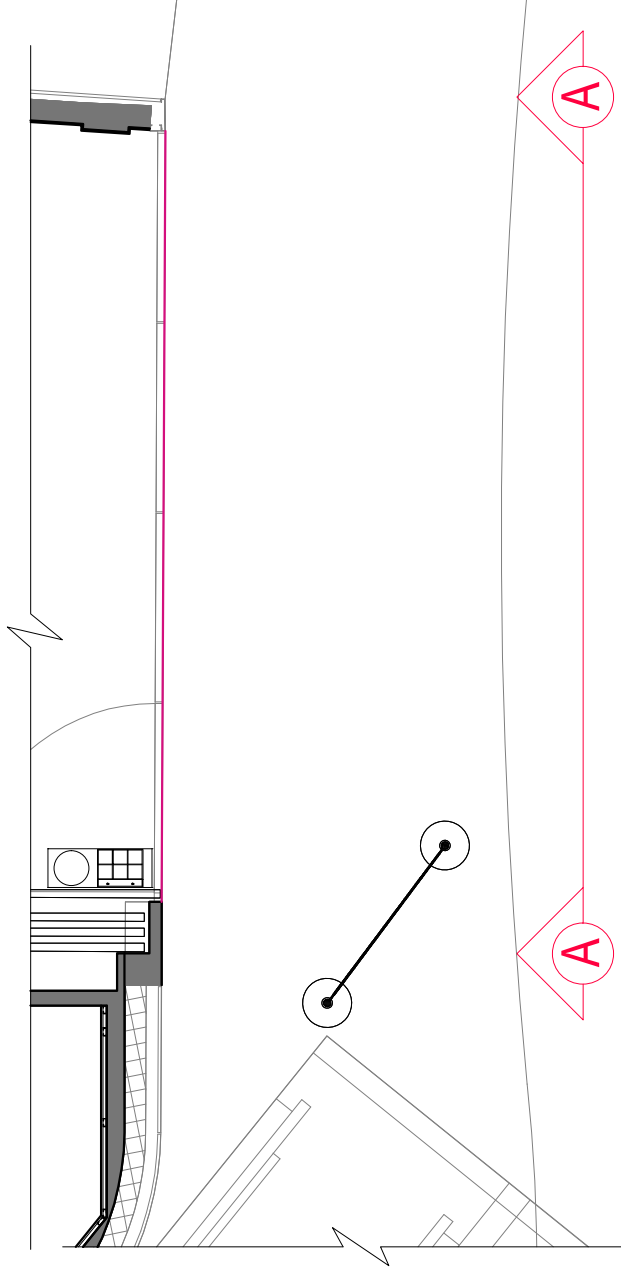


**NOTE:**  
TO BE READ IN CONJUNCTION WITH LATEST BRAND MANUAL

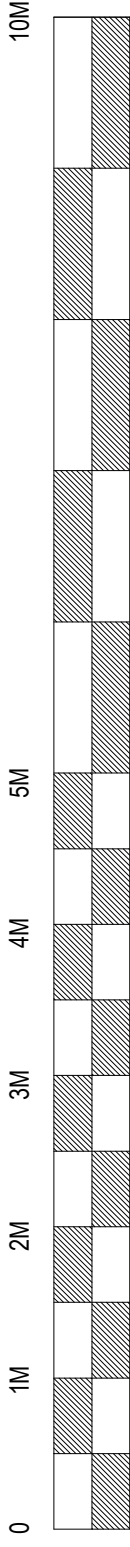
This drawing is the copyright of Street File Associates Limited. Do not scale from drawings. All dimensions and levels to be checked on site prior to commencement of work or manufacture of items. Notify SEA of any discrepancies. This drawing to be read in conjunction with specifications, specialist drawings and any bill of quantities. The Contractor is to comply with all relevant statutory legislation whether or not specifically stated on these drawings.



ELEVATION A-A



KEY PLAN SCALE 1:50



SCALE BAR SCALE 1:50

**EXTERNAL WORKS**

- Retain existing s/s shopfront and allow to thoroughly clean.
- Retain extg enclosure for bi-folding doors and provide new internal finishes, for details refer to drg 216111/10.0
- All dimensions for signage to be confirmed on site prior to manufacture.
- All signage to be Class '1' fire rated
- All signage to be inline with Network Rail requirements & subject to approval. **PM to liaise and confirm.**

**SEA DESIGN GROUP**  
**COSTA**

Client  
Project  
Unit M1, West Side,  
Kings Cross Station, London

Drawing Title  
Proposed External Elevations

Scheme  
Pronto

Scale  
1:50 @A3 Date 11.07.18

Dwg No  
216111/5.0 Rev

Dwg By  
GP Check  
GE

Revisions