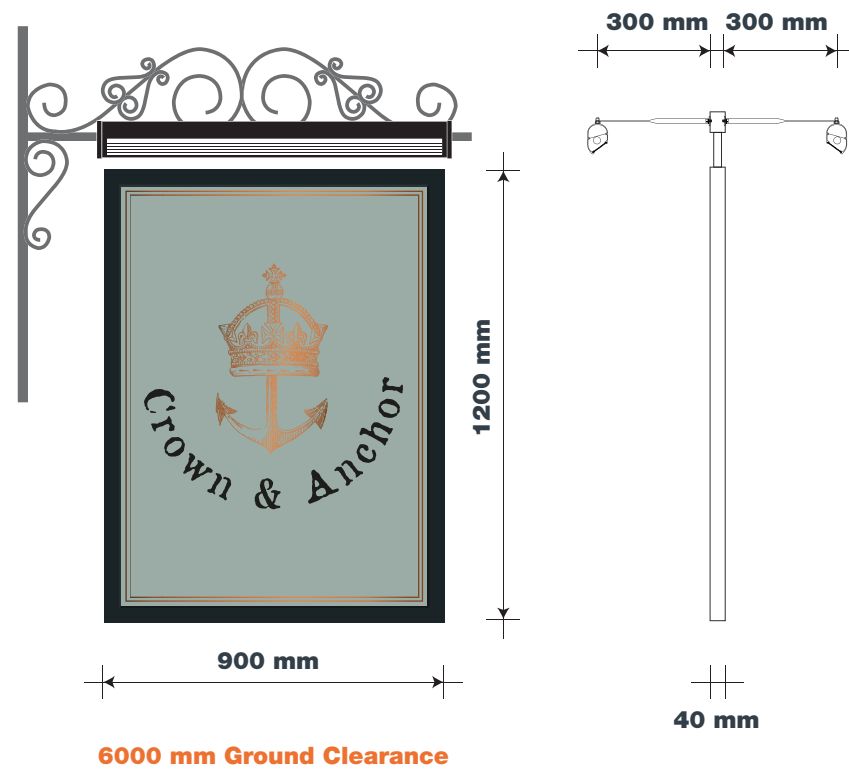


# PLANNING DRAWING - Proposed Signs

**ITEM 01A & 01B (Qty 2)**  
**DOUBLE SIDED PICTORIAL**

New double sided pictorial panel fixed to existing gibbet, illuminated by new LED trough light to either side of gibbet

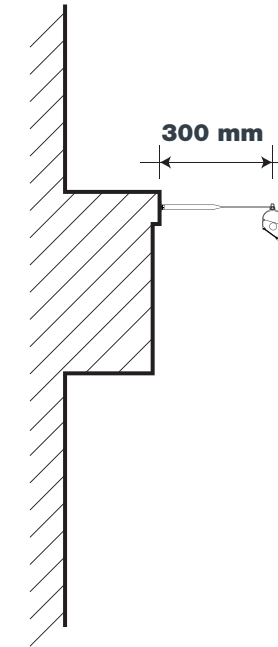

Scale 1:20



**ITEM 02A & 02B (Qty 2)**  
**SIGNWRITTEN HOUSENAME**

New signwritten housename letters to building fascia board. Illuminated by existing LED trough light (refurbished by Ashleighs)

Scale 1:20



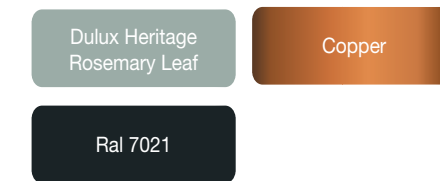
**CASTLE CROWN & ANCHOR**  
137 DRUMMOND STREET  
NR EUSTON  
LONDON  
NW1 2HL

**137881**  
01/08/18 - SRL

**COPYRIGHT :**  
THE ATTACHED DESIGNS AND ILLUSTRATIONS ARE INTENDED SOLELY FOR, AND SHOULD ONLY BE USED BY, THOSE TO WHOM THIS DESIGN SPECIFICATION IS ADDRESSED.

**THE CONTENTS ARE STRICTLY PRIVATE AND CONFIDENTIAL.**  
ANY FORM OF REPRODUCTION, DISSEMINATION, COPYING, DISCLOSURE, MODIFICATION OR DISTRIBUTION IS STRICTLY PROHIBITED WITHOUT THE PRIOR WRITTEN CONSENT OF ASHLEIGH SIGNS LTD  
(COMPANY NUMBER : 1325080)  
WHOSE REGISTERED ADDRESS IS:  
ASHLEIGH HOUSE, BECKBRIDGE ROAD,  
NORMANTON INDUSTRIAL ESTATE,  
NORMANTON. WF6 1TE

**sign colours**



**building colours**



**typefaces**

**house name** Attic Antique



# PLANNING DRAWING - Proposed Signs



**CASTLE  
CROWN & ANCHOR**  
137 DRUMMOND STREET  
NR EUSTON  
LONDON  
NW1 2HL

**137881**  
01/08/18 - SRL

**COPYRIGHT :**  
THE ATTACHED DESIGNS AND ILLUSTRATIONS  
ARE INTENDED SOLELY FOR, AND SHOULD  
ONLY BE USED BY, THOSE TO WHOM THIS  
DESIGN SPECIFICATION IS ADDRESSED.

**THE CONTENTS ARE STRICTLY  
PRIVATE AND CONFIDENTIAL.**  
ANY FORM OF REPRODUCTION,  
DISSEMINATION, COPYING, DISCLOSURE,  
MODIFICATION OR DISTRIBUTION IS STRICTLY  
PROHIBITED WITHOUT THE PRIOR WRITTEN  
CONSENT OF ASHLEIGH SIGNS LTD  
(COMPANY NUMBER : 1325080)  
WHOSE REGISTERED ADDRESS IS:  
ASHLEIGH HOUSE, BECKBRIDGE ROAD,  
NORMANTON INDUSTRIAL ESTATE,  
NORMANTON. WF6 1TE

# PLANNING DRAWING - Existing Signs



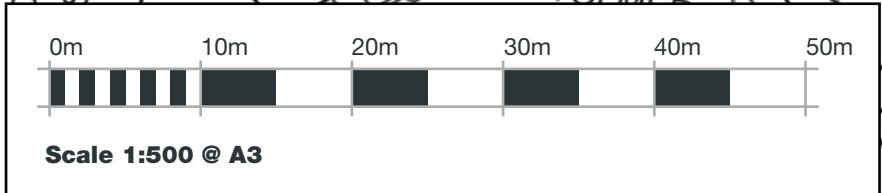
**CASTLE  
CROWN & ANCHOR**  
137 DRUMMOND STREET  
NR EUSTON  
LONDON  
NW1 2HL

**137881**  
01/08/18 - SRL

**COPYRIGHT :**  
THE ATTACHED DESIGNS AND ILLUSTRATIONS  
ARE INTENDED SOLELY FOR, AND SHOULD  
ONLY BE USED BY, THOSE TO WHOM THIS  
DESIGN SPECIFICATION IS ADDRESSED.

**THE CONTENTS ARE STRICTLY  
PRIVATE AND CONFIDENTIAL.**  
ANY FORM OF REPRODUCTION,  
DISSEMINATION, COPYING, DISCLOSURE,  
MODIFICATION OR DISTRIBUTION IS STRICTLY  
PROHIBITED WITHOUT THE PRIOR WRITTEN  
CONSENT OF **ASHLEIGH SIGNS LTD**  
(COMPANY NUMBER : 1325080)  
WHOSE REGISTERED ADDRESS IS:  
**ASHLEIGH HOUSE, BECKBRIDGE ROAD,  
NORMANTON INDUSTRIAL ESTATE,  
NORMANTON. WF6 1TE**

**PLANNING DRAWING - Site Plan**

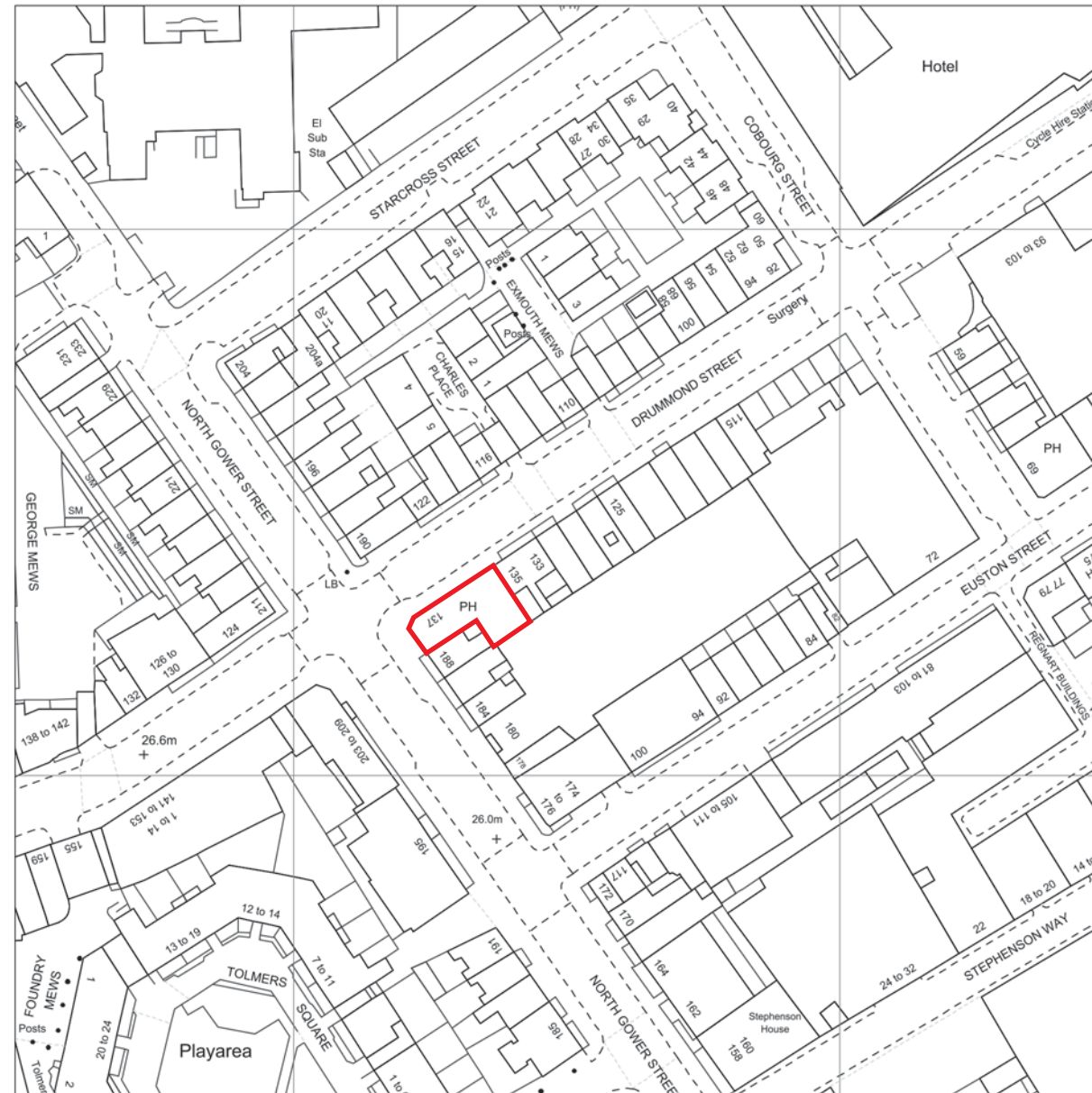


**CASTLE CROWN & ANCHOR**  
 137 DRUMMOND STREET  
 NR EUSTON  
 LONDON  
 NW1 2HL

**137881**  
 01/08/18 - SRL

**COPYRIGHT :**  
 THE ATTACHED DESIGNS AND ILLUSTRATIONS ARE INTENDED SOLELY FOR, AND SHOULD ONLY BE USED BY, THOSE TO WHOM THIS DESIGN SPECIFICATION IS ADDRESSED.

**THE CONTENTS ARE STRICTLY PRIVATE AND CONFIDENTIAL.**  
 ANY FORM OF REPRODUCTION, DISSEMINATION, COPYING, DISCLOSURE, MODIFICATION OR DISTRIBUTION IS STRICTLY PROHIBITED WITHOUT THE PRIOR WRITTEN CONSENT OF ASHLEIGH SIGNS LTD  
 (COMPANY NUMBER : 1325080)  
 WHOSE REGISTERED ADDRESS IS:  
 ASHLEIGH HOUSE, BECKBRIDGE ROAD,  
 NORMANTON INDUSTRIAL ESTATE,  
 NORMANTON, WF6 1TE



**CASTLE  
CROWN & ANCHOR**  
137 DRUMMOND STREET  
NR EUSTON  
LONDON  
NW1 2HL

**137881**  
01/08/18 - SRL

**COPYRIGHT :**  
THE ATTACHED DESIGNS AND ILLUSTRATIONS  
ARE INTENDED SOLELY FOR, AND SHOULD  
ONLY BE USED BY, THOSE TO WHOM THIS  
DESIGN SPECIFICATION IS ADDRESSED.

**THE CONTENTS ARE STRICTLY  
PRIVATE AND CONFIDENTIAL.**  
ANY FORM OF REPRODUCTION,  
DISSEMINATION, COPYING, DISCLOSURE,  
MODIFICATION OR DISTRIBUTION IS STRICTLY  
PROHIBITED WITHOUT THE PRIOR WRITTEN  
CONSENT OF **ASHLEIGH SIGNS LTD**  
(COMPANY NUMBER : 1325080)  
WHOSE REGISTERED ADDRESS IS:  
**ASHLEIGH HOUSE, BECKBRIDGE ROAD,  
NORMANTON INDUSTRIAL ESTATE,  
NORMANTON. WF6 1TE**

