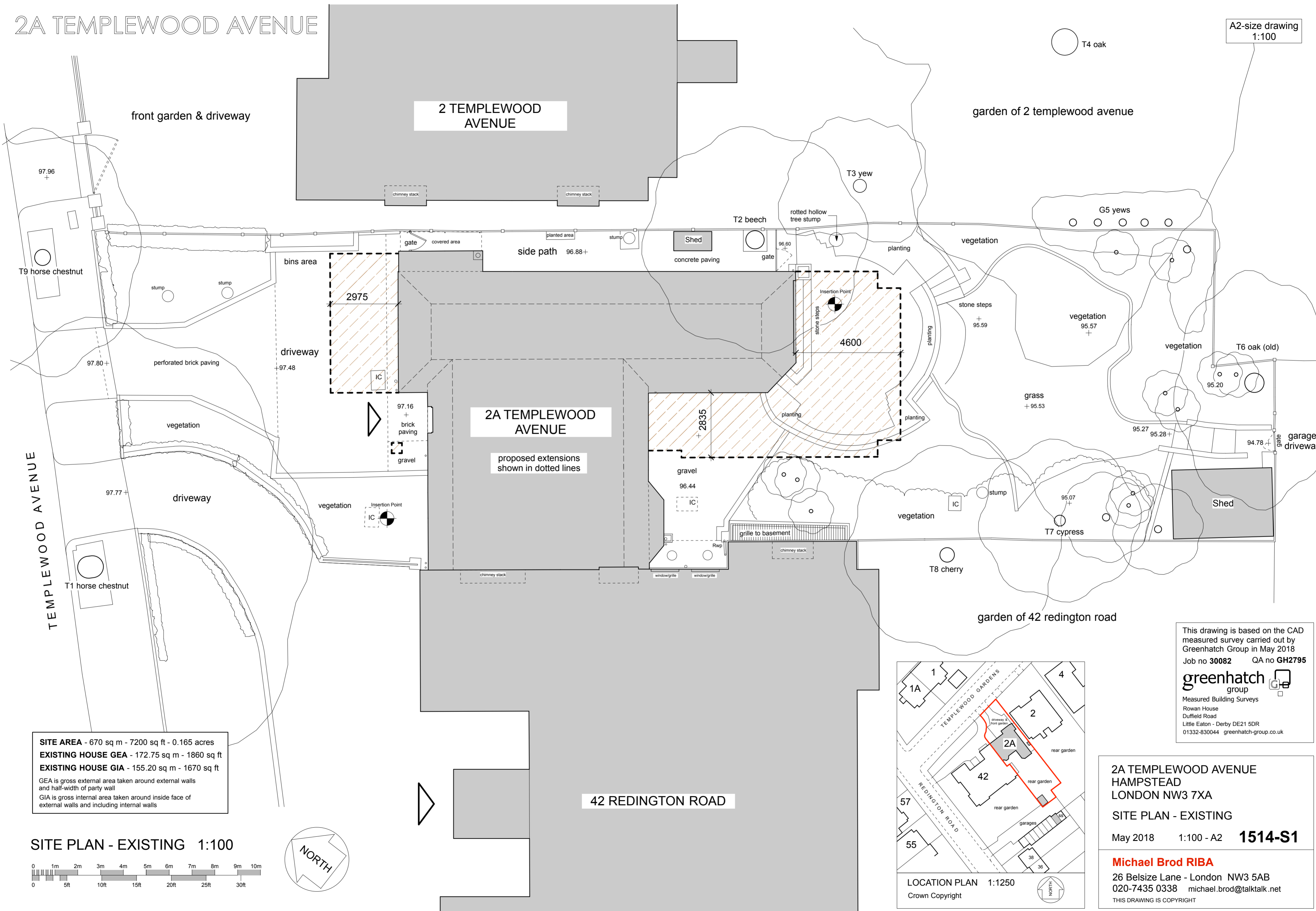


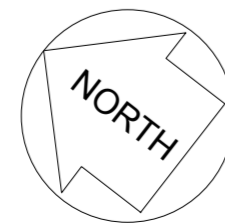
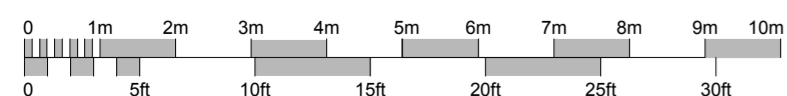
2A TEMPLEWOOD AVENUE

A2-size drawing
1:100

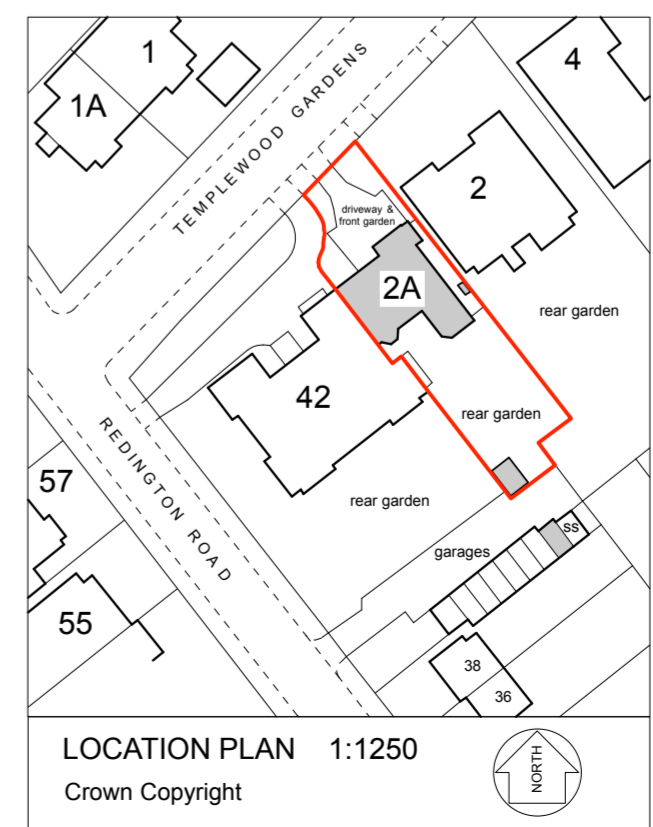


SITE AREA - 670 sq m - 7200 sq ft - 0.165 acres
EXISTING HOUSE GEA - 172.75 sq m - 1860 sq ft
EXISTING HOUSE GIA - 155.20 sq m - 1670 sq ft
 GEA is gross external area taken around external walls and half-width of party wall
 GIA is gross internal area taken around inside face of external walls and including internal walls

SITE PLAN - EXISTING 1:100



This drawing is based on the CAD measured survey carried out by Greenhatch Group in May 2018
 Job no 30082 QA no GH2795
greenhatch group
 Measured Building Surveys
 Rowan House
 Duffield Road
 Little Eaton - Derby DE21 5DR
 01332-830044 greenhatch-group.co.uk



LOCATION PLAN 1:1250
 Crown Copyright

**2A TEMPLEWOOD AVENUE
 HAMPSTEAD
 LONDON NW3 7XA**
SITE PLAN - EXISTING
 May 2018 1:100 - A2 **1514-S1**
Michael Brod RIBA
 26 Belsize Lane - London NW3 5AB
 020-7435 0338 michael.brod@talktalk.net
 THIS DRAWING IS COPYRIGHT