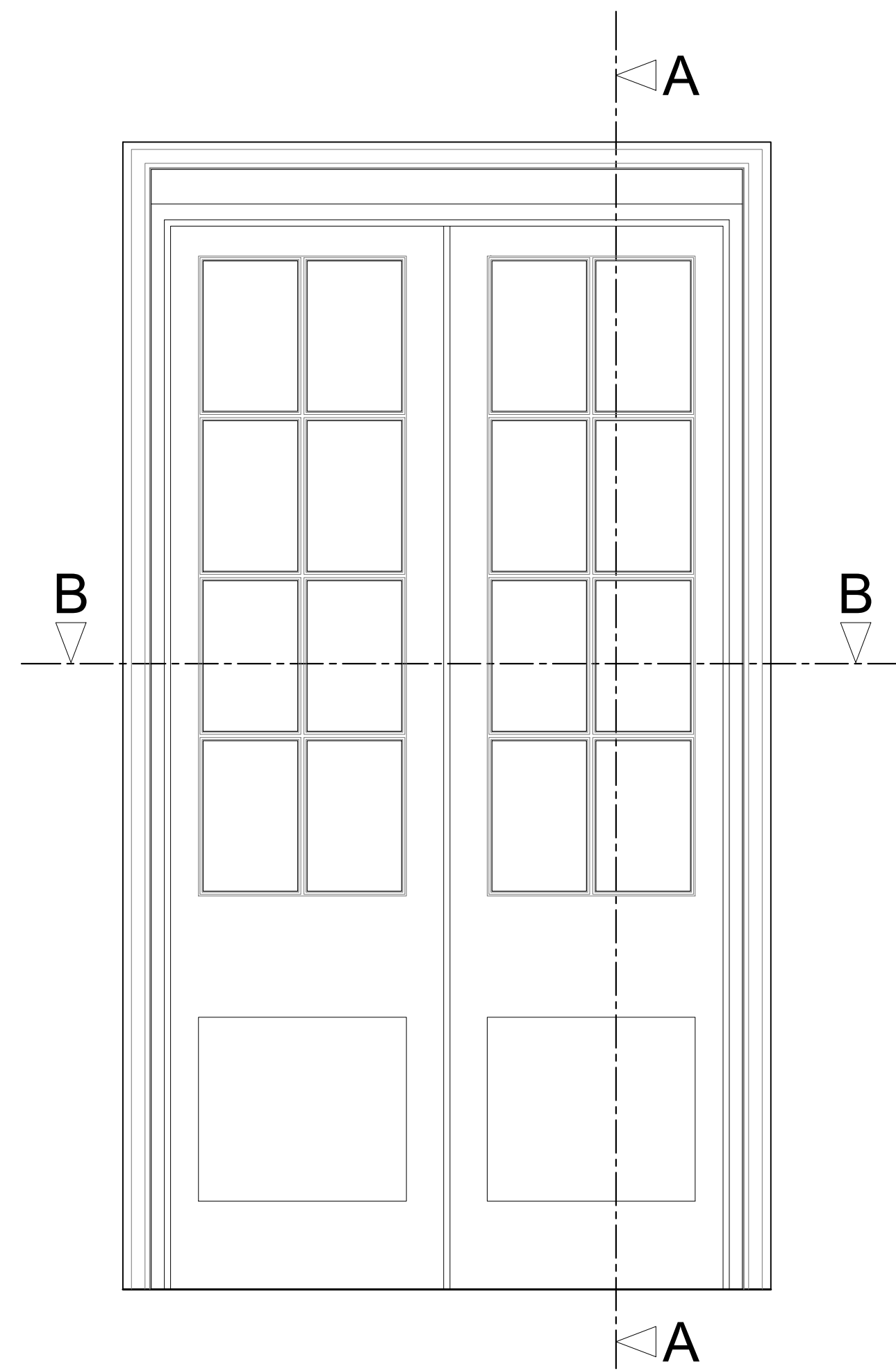


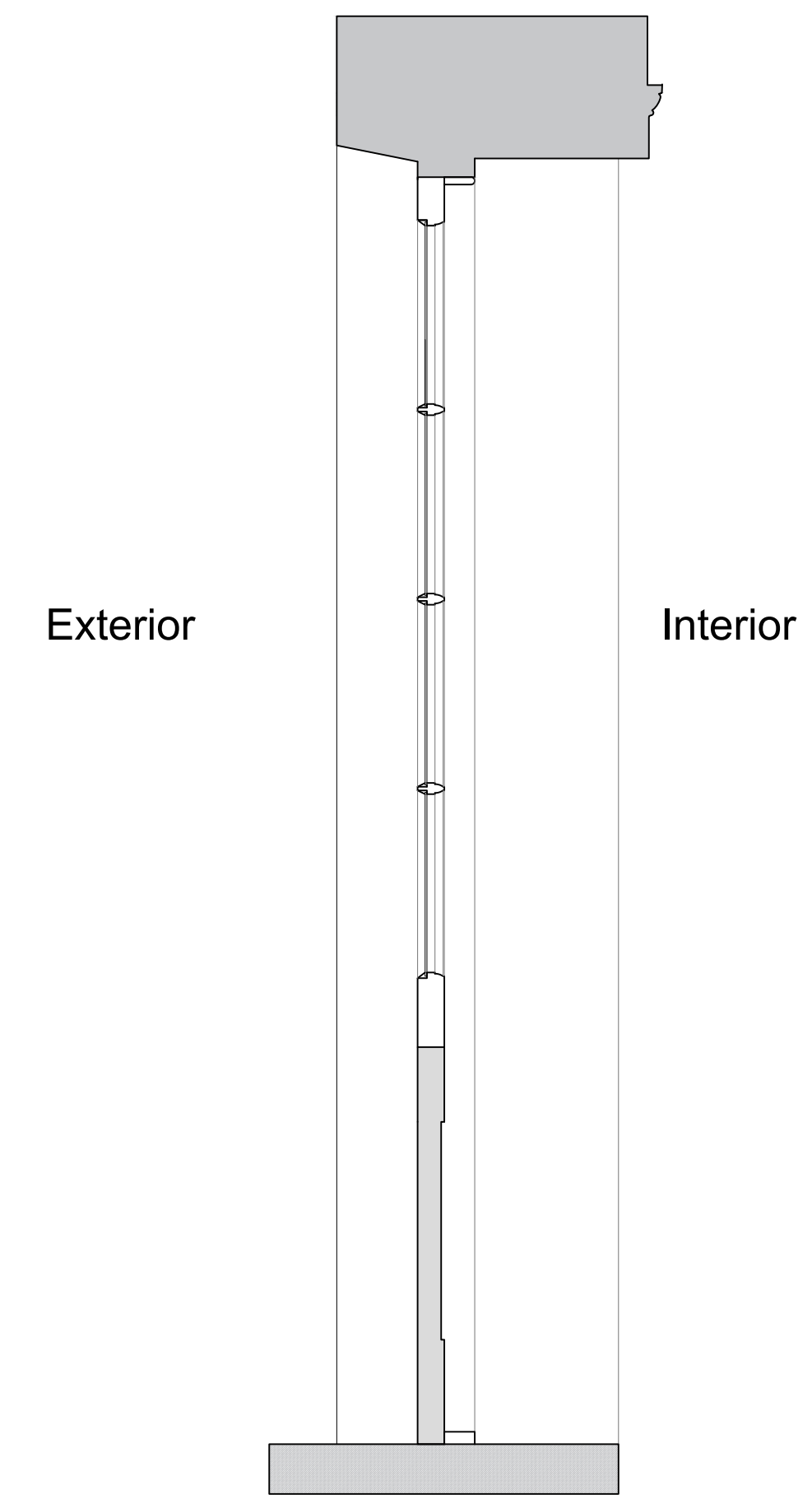
Internal Room Elevation

Scale: 1:10




Section A-A through External Wall

Scale: 1:10



Plan Section B-B

Scale: 1:10



Revision	Date	Assessment
1.0	11-05-2018	Issued for listed building consent application

Do not reproduce this drawing without written permission  
All dimensions are in millimetres unless stated otherwise

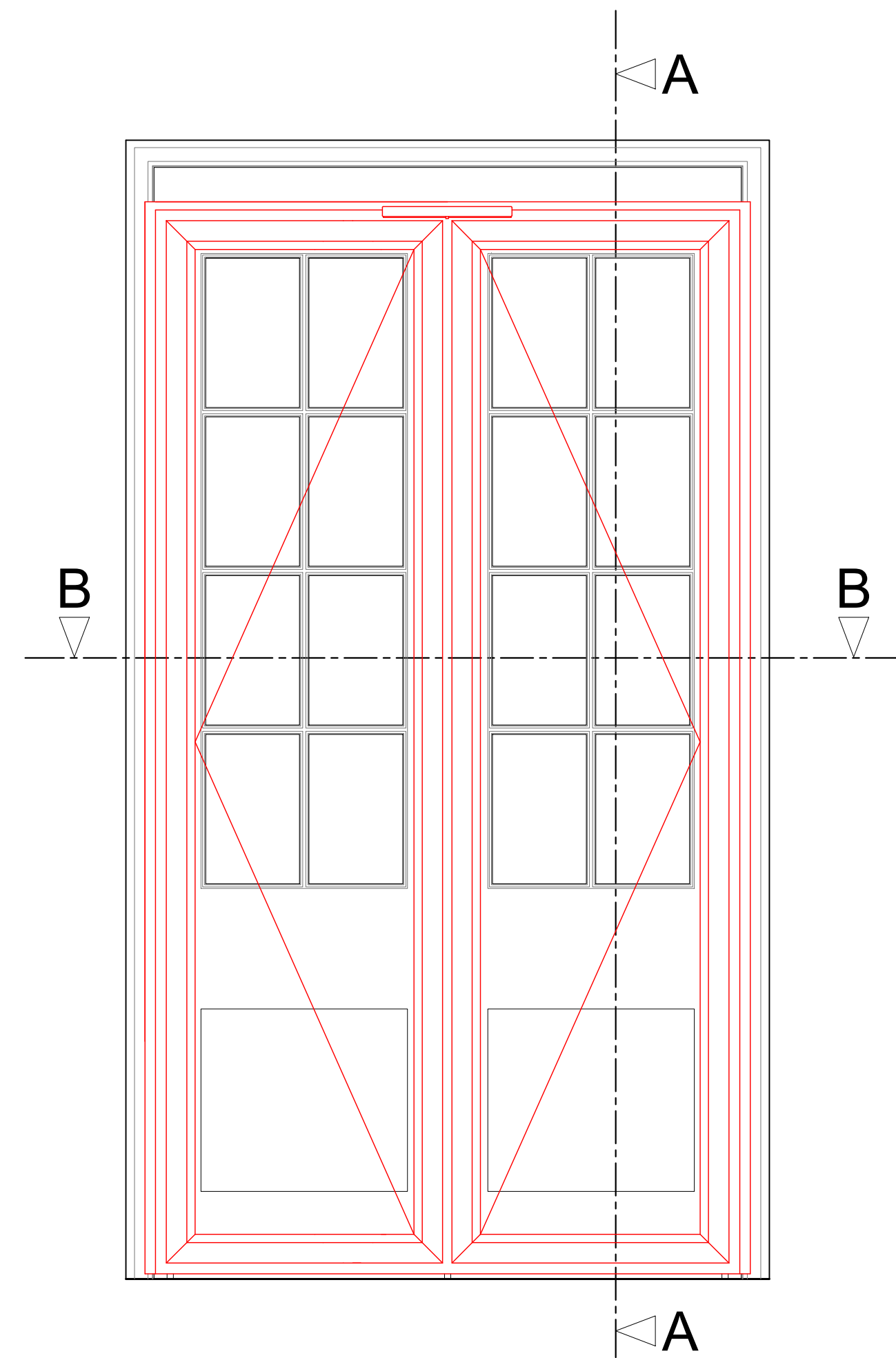
**hs** *engine for growth*  
High Speed (HS2) Limited  
25th Floor  
One Canada Square  
Canary Wharf  
London E14 5AB

**COSTAIN SKANSKA**  
Costain Skanska Joint Venture  
UCL Building  
132 Hampstead Road  
London  
NW1 2PS

Site Address: 2 Park Village East, London NW1			
Drawing Title: Basement Kitchen(French Doors): EXISTING Window Joinery Details - Sheet 1 of 5			
Drawn by: GA	Checked by: PB	Checked by: GA	Presentation Scale: as shown @ A1
Date: 11-05-2018	Drawing No: WPI P002 NI - 2 PVE-EX-BS-J-01	Revision: 1.0	

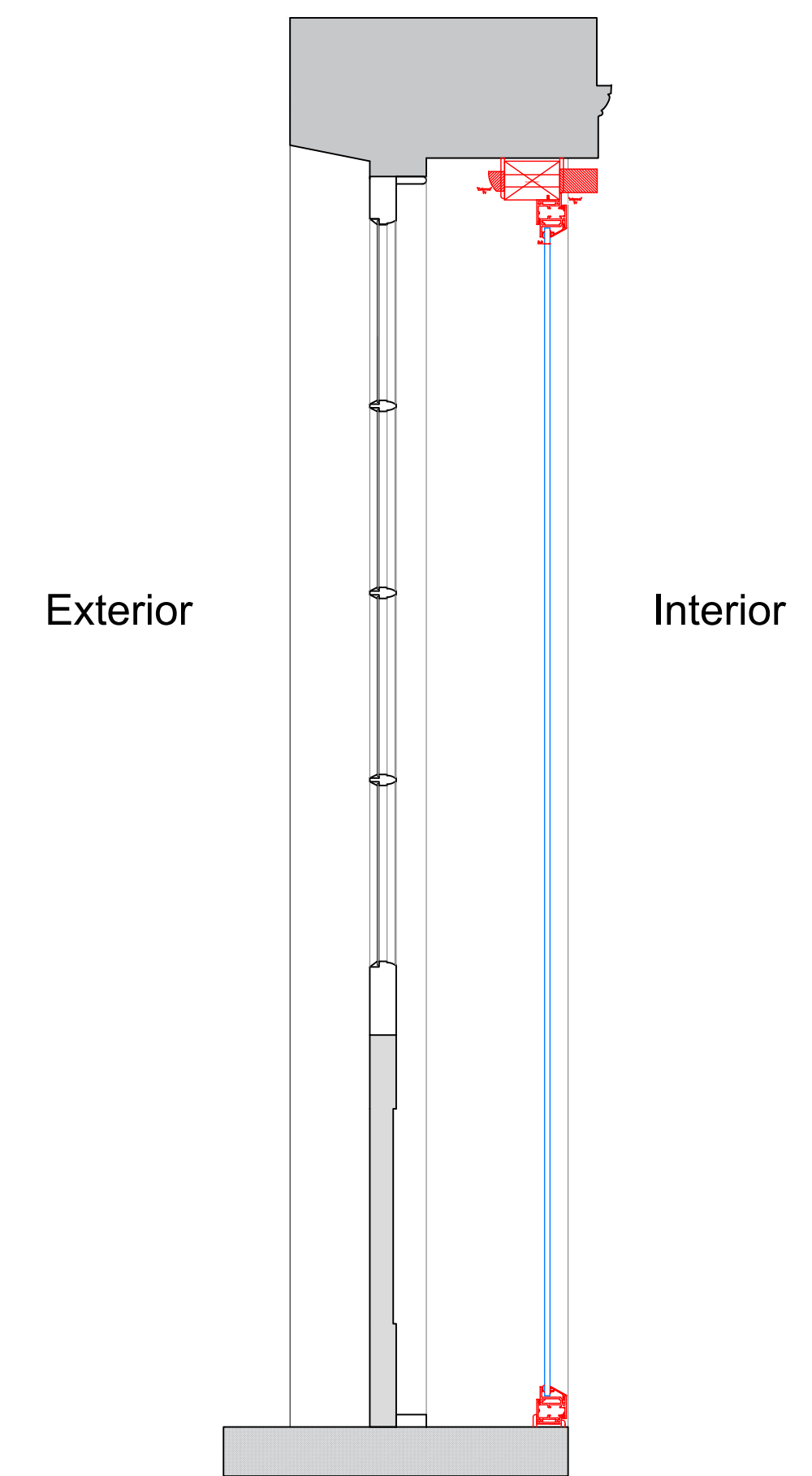
Internal Room Elevation with Secondary Glazing Installed

Scale: 1:10



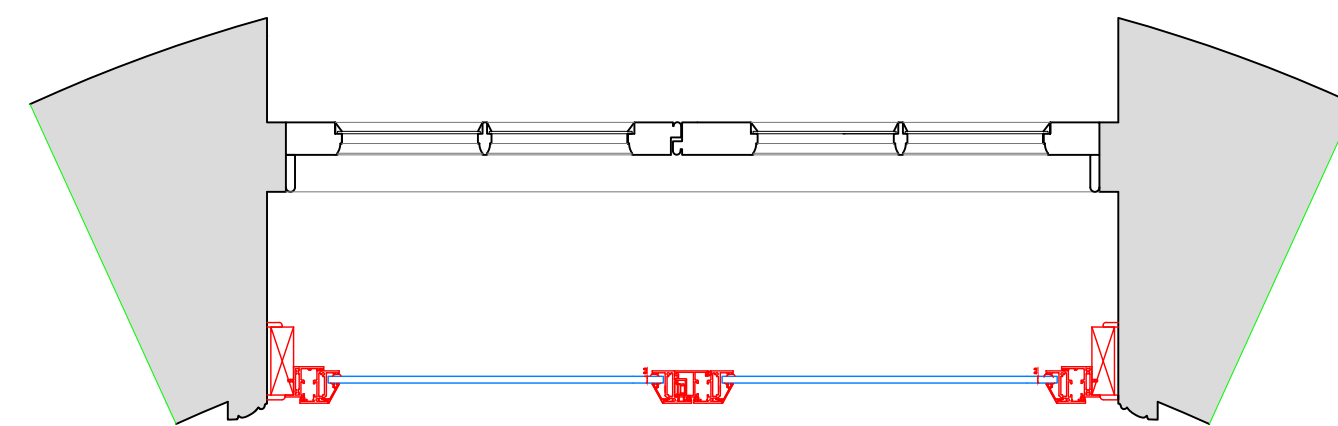
Section A-A through External Wall with Secondary Glazing Installed

Scale: 1:10



Plan Section B-B with Secondary Glazing Installed

Scale: 1:10



SECONDARY GLAZING SHOWN IN RED FOR VISUAL CLARITY ONLY

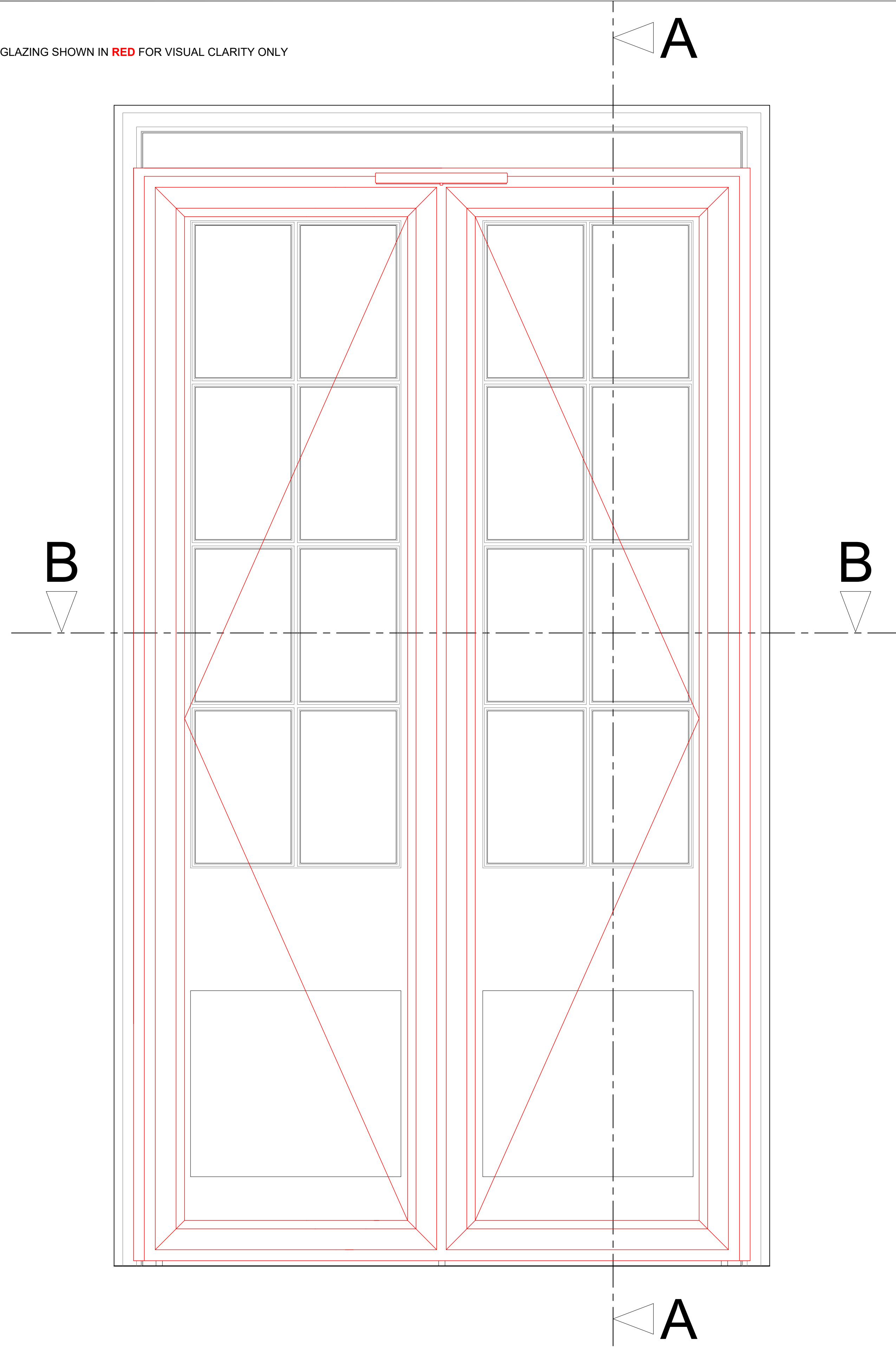
Revision	Date	Assessment
1.0	11-05-2018	Issued for listed building consent application

Do not reproduce this drawing without written permission  
All dimensions are in millimetres unless stated otherwise



Site Address: 2 Park Village East, London NW1			
Drawing Title: Basement Kitchen (French Doors): PROPOSED Secondary Glazing Details - Sheet 2 of 5			
Drawn by: GA	Checked by: PB	Checked by: GA	Presentation Scale: as shown @ A1
Date: 11-05-2018	Drawing No: WPI P002 NI - 2 PVE-PR-BS-J-01.1	Revision: 1.0	

SECONDARY GLAZING SHOWN IN RED FOR VISUAL CLARITY ONLY



Revision	Date	Assessment
1.0	11-05-2018	Issued for listed building consent application


Do not reproduce this drawing without written permission  
All dimensions are in millimetres unless stated otherwise

**hs2** *engine for growth*  
High Speed (HS2) Limited  
25th Floor  
One Canada Square  
Canary Wharf  
London E14 5AB

**COSTAIN SKANSKA**  
Costain Skanska Joint Venture  
UCL Building  
132 Hampstead Road  
London  
NW1 2PS

Site Address: 2 Park Village East, London NW1			
Drawing Title: Basement Kitchen (French Doors): PROPOSED Secondary Glazing Details - Sheet 3 of 5			
Drawn by: GA	Checked by: PB	Checked by: GA	Presentation Scale: 1:5 @ A1
Date: 11-05-2018	Drawing No: WPI P002 NI - 2 PVE-PR-BS-J-01.2		Revision: 1.0

Section A-A through External Wall  
Scale: 1:5



SECONDARY GLAZING SHOWN IN RED FOR VISUAL CLARITY ONLY

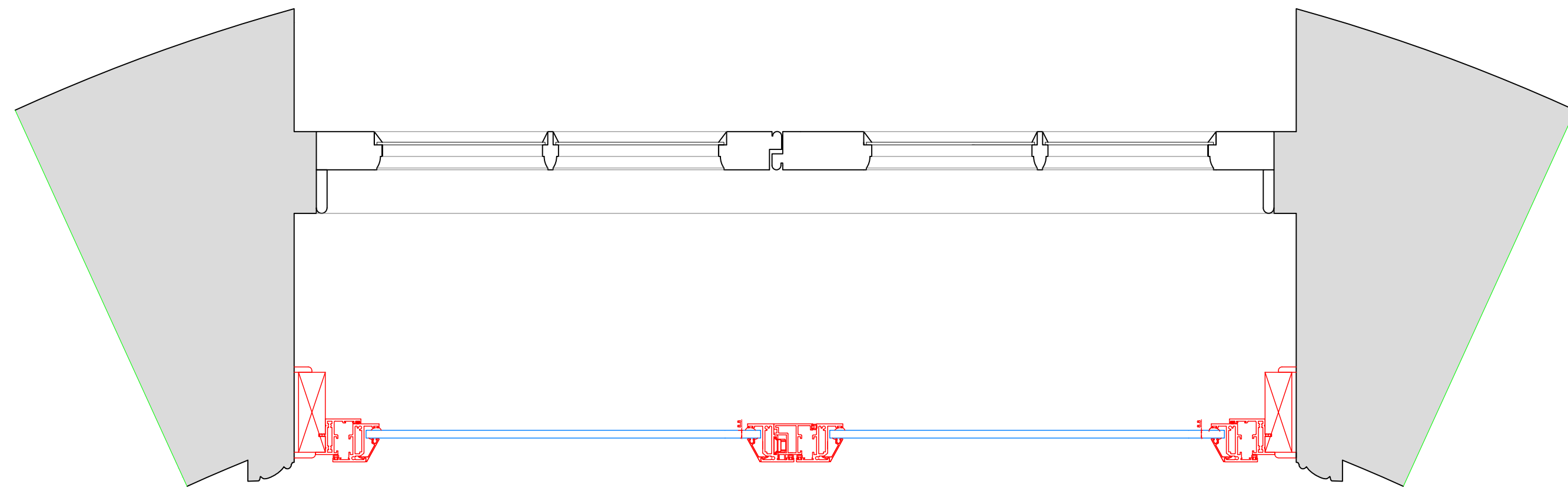
Revision	Date	Assessment
1.0	11-05-2018	Issued for listed building consent application

Do not reproduce this drawing without written permission  
All dimensions are in millimetres unless stated otherwise



Site Address: 2 Park Village East, London NW1			
Drawing Title: Basement Kitchen (French Doors): PROPOSED Secondary Glazing Details - Sheet 4 of 5			
Surveyed by: GA	Drawn by: PB	Checked by: GA	Presentation Scale: as shown @ A1
Date: 11-05-2018	Drawing No: WPI P002 NI - 2 PVE-PR-BS-J-01.3		Revision: 1.0

Plan Section B-B  
Scale: 1:5



SECONDARY GLAZING SHOWN IN RED FOR VISUAL CLARITY ONLY

Revision	Date	Assessment
1.0	11-05-2018	Issued for listed building consent application

Do not reproduce this drawing without written permission  
All dimensions are in millimetres unless stated otherwise

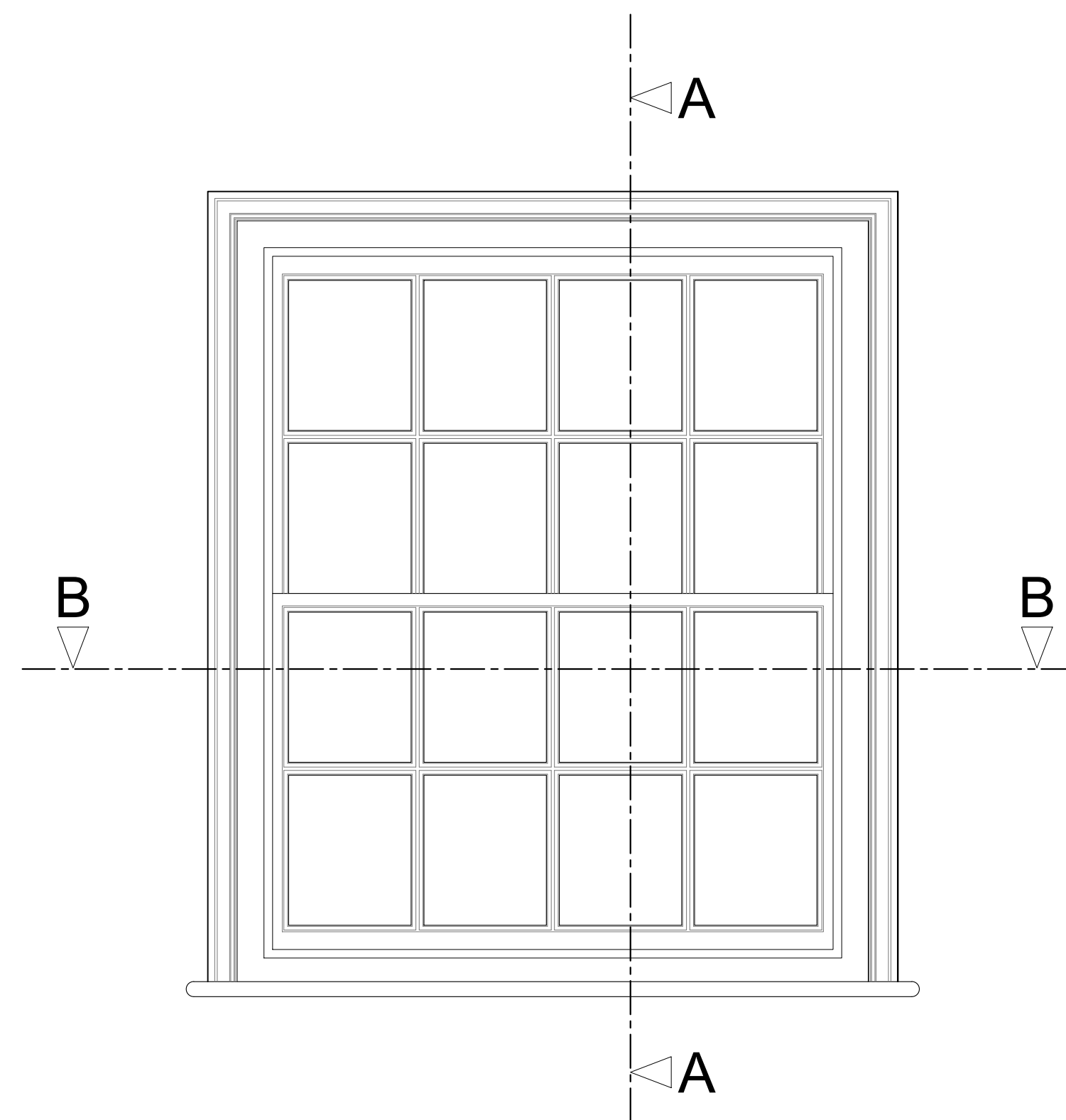
**hs** *engine for growth*  
High Speed (HS2) Limited  
25th Floor  
One Canada Square  
Canary Wharf  
London E14 5AB

**COSTAIN SKANSKA**  
Costain Skanska Joint Venture  
UCL Building  
132 Hampstead Road  
London  
NW1 2PS

Site Address: 2 Park Village East, London NW1			
Drawing Title: Basement Kitchen (French Doors): PROPOSED Secondary Glazing Details - Sheet 5 of 5			
Drawn by: GA	Checked by: PB	Checked by: GA	Presentation Scale: as shown @ A1
Date: 11-05-2018	Drawing No: WPI P002 NI - 2 PVE-PR-BS-J-01.4	Revision: 1.0	

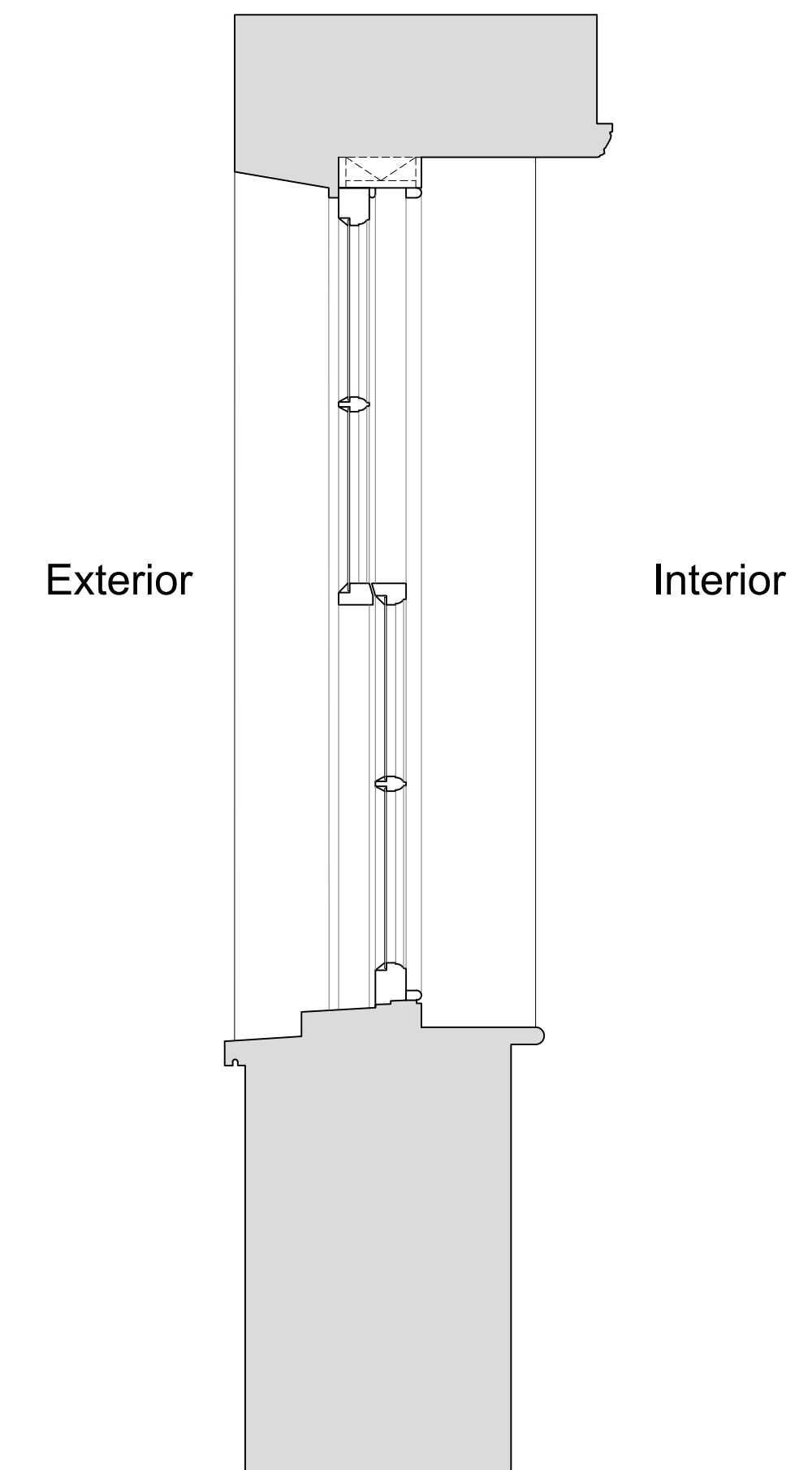
Internal Room Elevation

Scale: 1:10



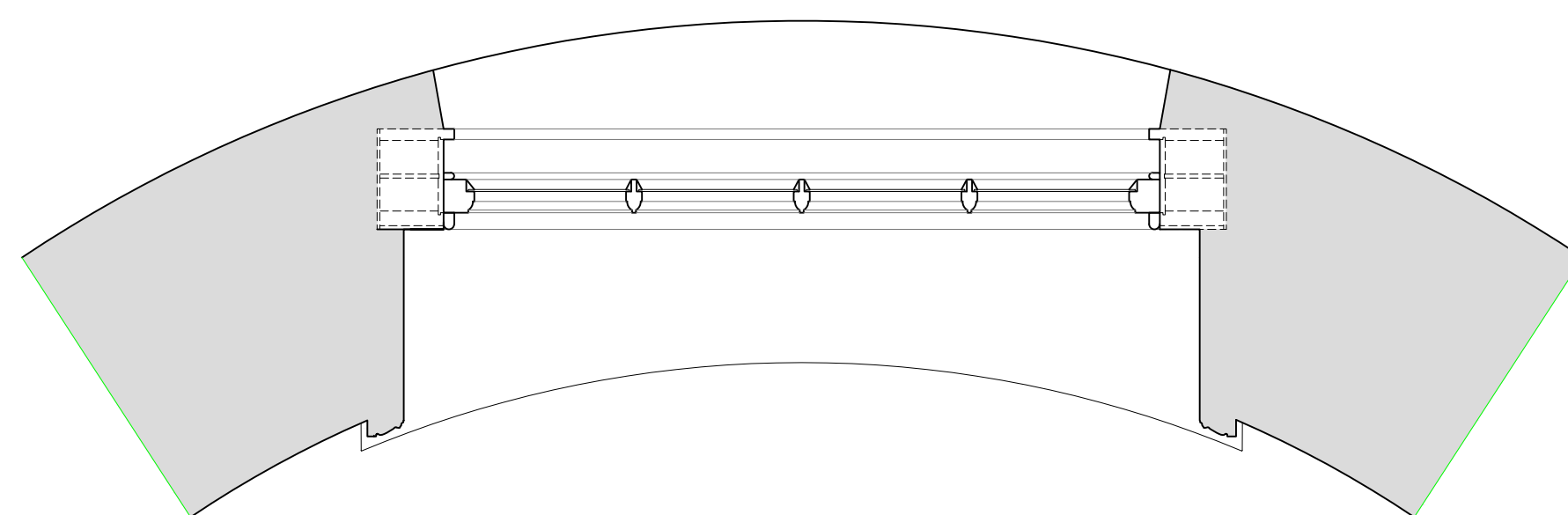
Section A-A through External Wall

Scale: 1:10



Plan Section B-B

Scale: 1:10



Revision	Date	Assessment
1.0	11-05-2018	Issued for listed building consent application

Do not reproduce this drawing without written permission  
All dimensions are in millimetres unless stated otherwise

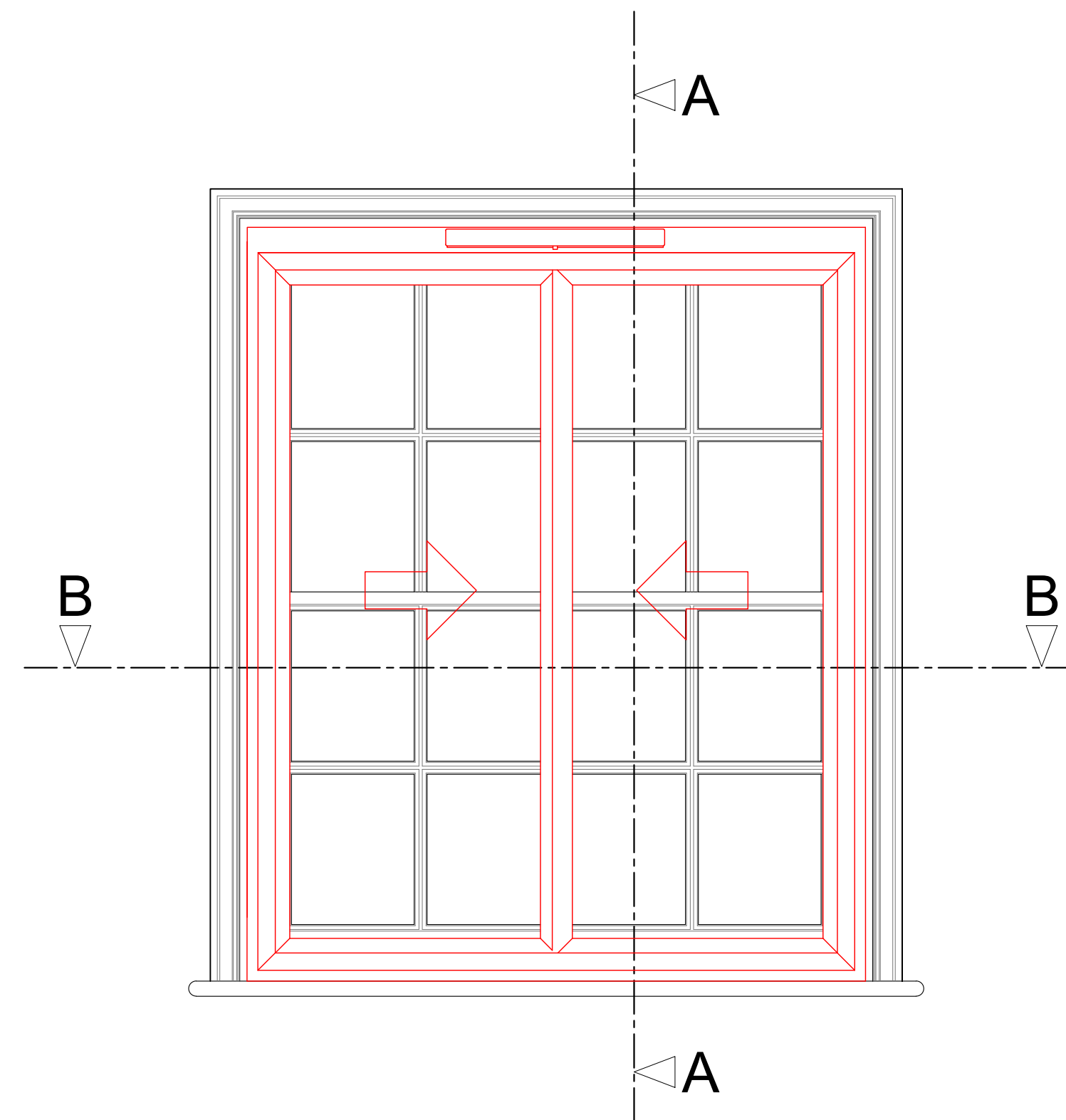
**hs** engine for growth  
High Speed (HS2) Limited  
25th Floor  
One Canada Square  
Canary Wharf  
London E14 5AB

**COSTAIN SKANSKA**  
Costain Skanska Joint Venture  
UCL Building  
132 Hampstead Road  
London  
NW1 2PS

Site Address: 2 Park Village East, London NW1			
Drawing Title: Basement Kitchen(LHS & RHS): EXISTING Window Joinery Details - Sheet 1 of 5			
Drawn by: AP & PB	Checked by: PB	Presented by: GA	Scale: as shown @ A1
Date: 11-05-2018	Drawing No: WPI P002 NI - 2 PVE-EX-BS-J-02	Revision: 1.0	

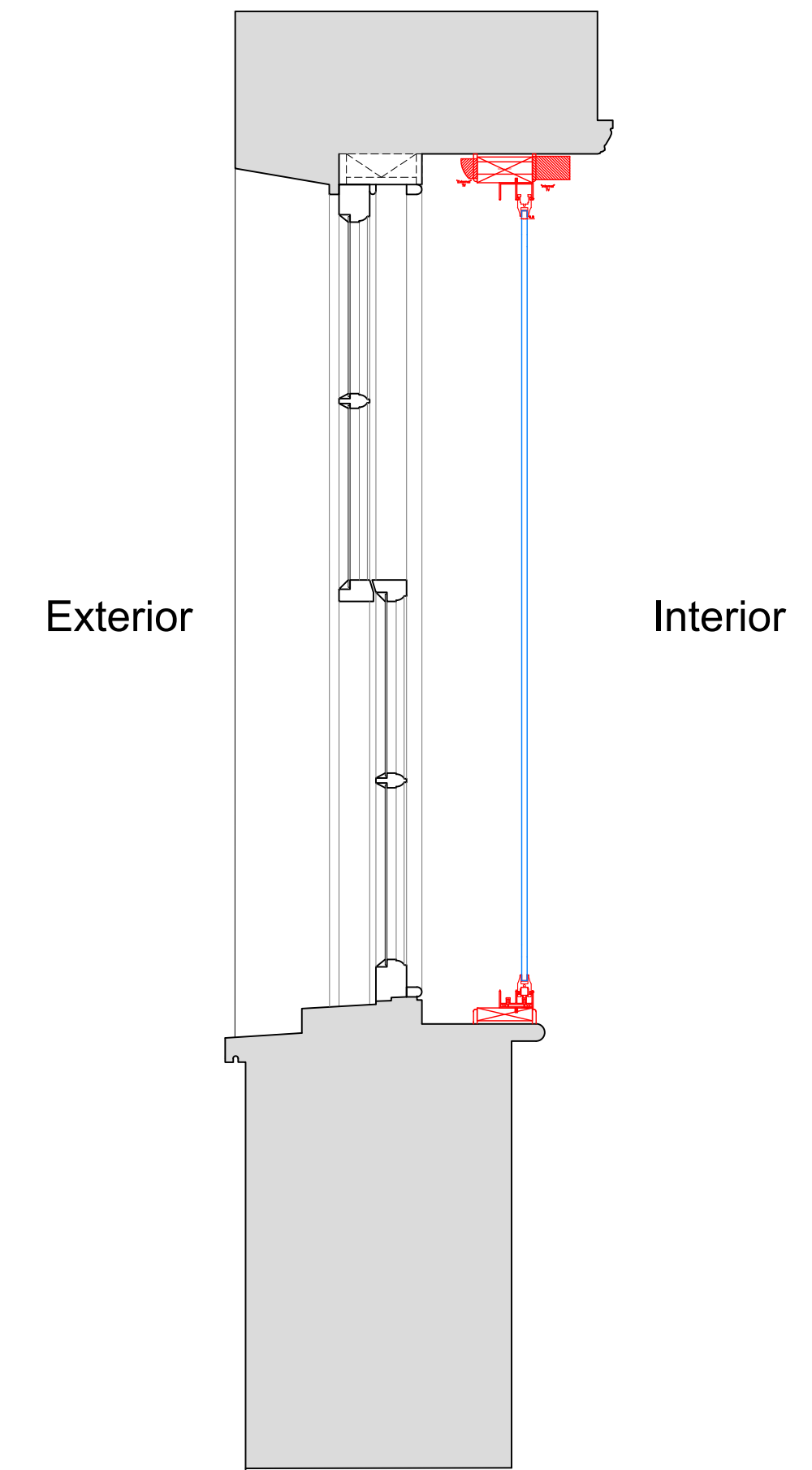
Internal Room Elevation with Secondary Glazing Installed

Scale: 1:10



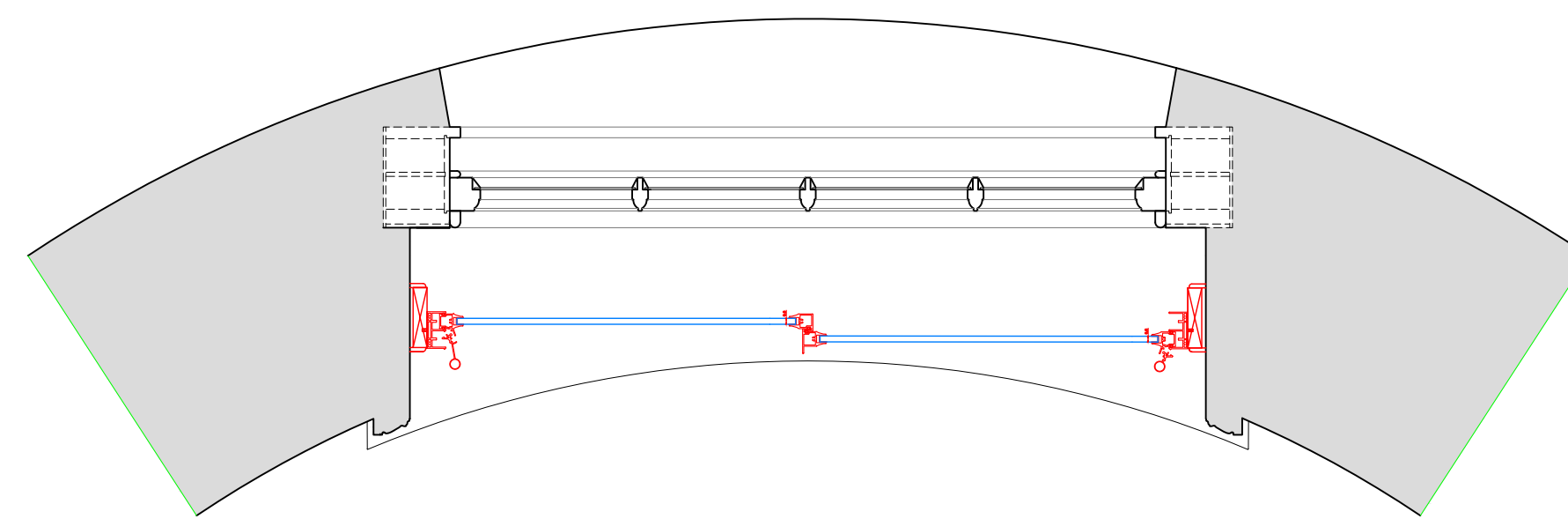
Section A-A through External Wall with Secondary Glazing Installed

Scale: 1:10



Plan Section B-B with Secondary Glazing Installed

Scale: 1:10



SECONDARY GLAZING SHOWN IN RED FOR VISUAL CLARITY ONLY

Revision	Date	Assessment
1.0	11-05-2018	Issued for listed building consent application

Do not reproduce this drawing without written permission  
All dimensions are in millimetres unless stated otherwise

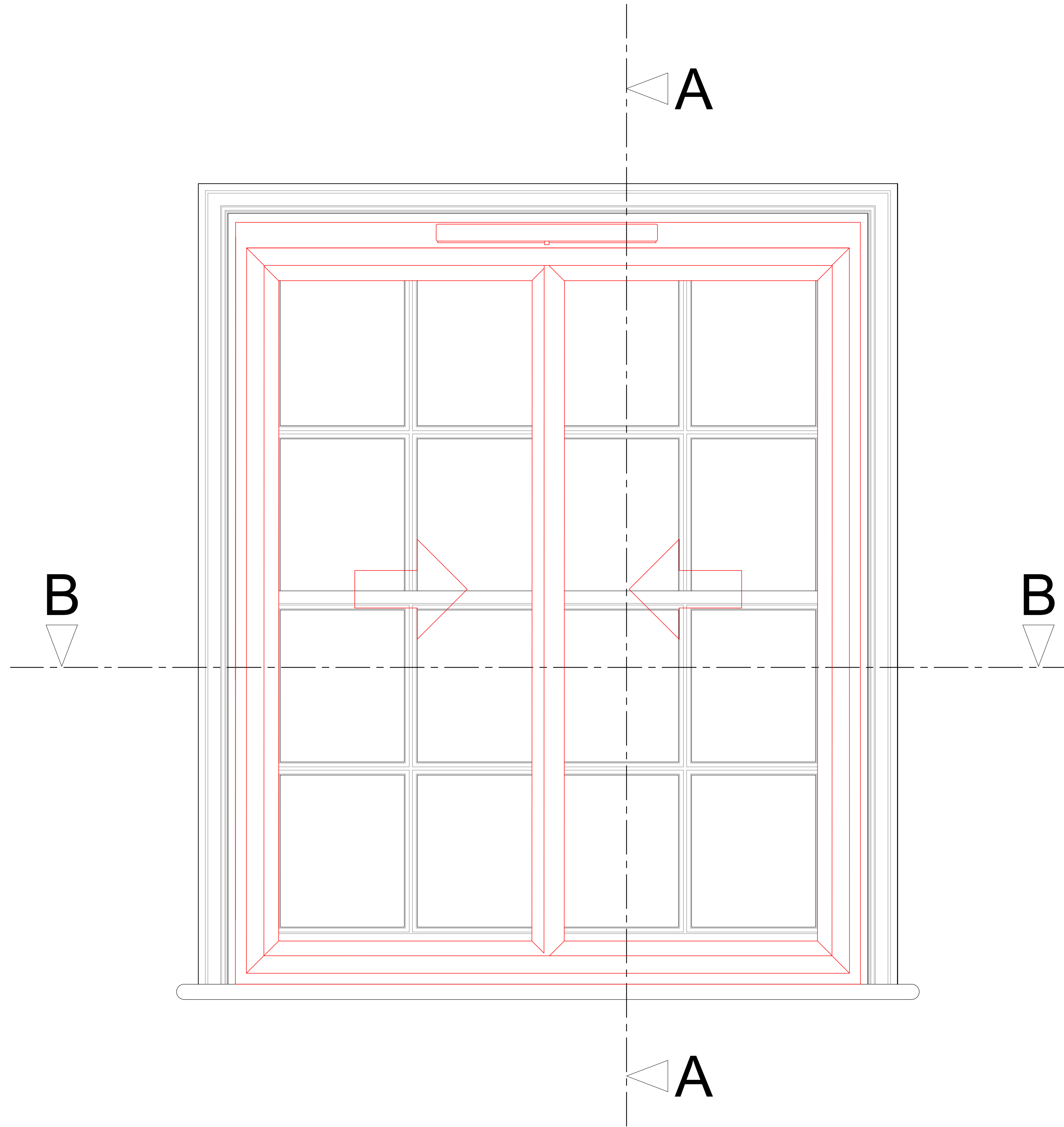
**hs** engine for growth  
High Speed (HS2) Limited  
25th Floor  
One Canada Square  
Canary Wharf  
London E14 5AB

**COSTAIN SKANSKA**  
Costain Skanska Joint Venture  
UCL Building  
132 Hampstead Road  
London  
NW1 2PS

Site Address: 2 Park Village East, London NW1			
Drawing Title: Basement Kitchen (LHS & RHS): PROPOSED Secondary Glazing Details - Sheet 2 of 5			
Drawn by: AP & PB	Checked by: PB	Checked by: GA	Preparation Scale: as shown @ A1
Date: 11-05-2018	Drawing No: WPI P002 NI - 2 PVE-PR-BS-J-02.1	Revision: 1.0	



SECONDARY GLAZING SHOWN IN RED FOR VISUAL CLARITY ONLY



Revision	Date	Assessment
1.0	11-05-2018	Issued for listed building consent application

Do not reproduce this drawing without written permission  
All dimensions are in millimetres unless stated otherwise

**hs** *engine for growth*  
High Speed (HS2) Limited  
25th Floor  
One Canada Square  
Canary Wharf  
London E14 5AB

**COSTAIN SKANSKA**  
Costain Skanska Joint Venture  
UCL Building  
132 Hampstead Road  
London  
NW1 2PS

Site Address:  
2 Park Village East, London NW1

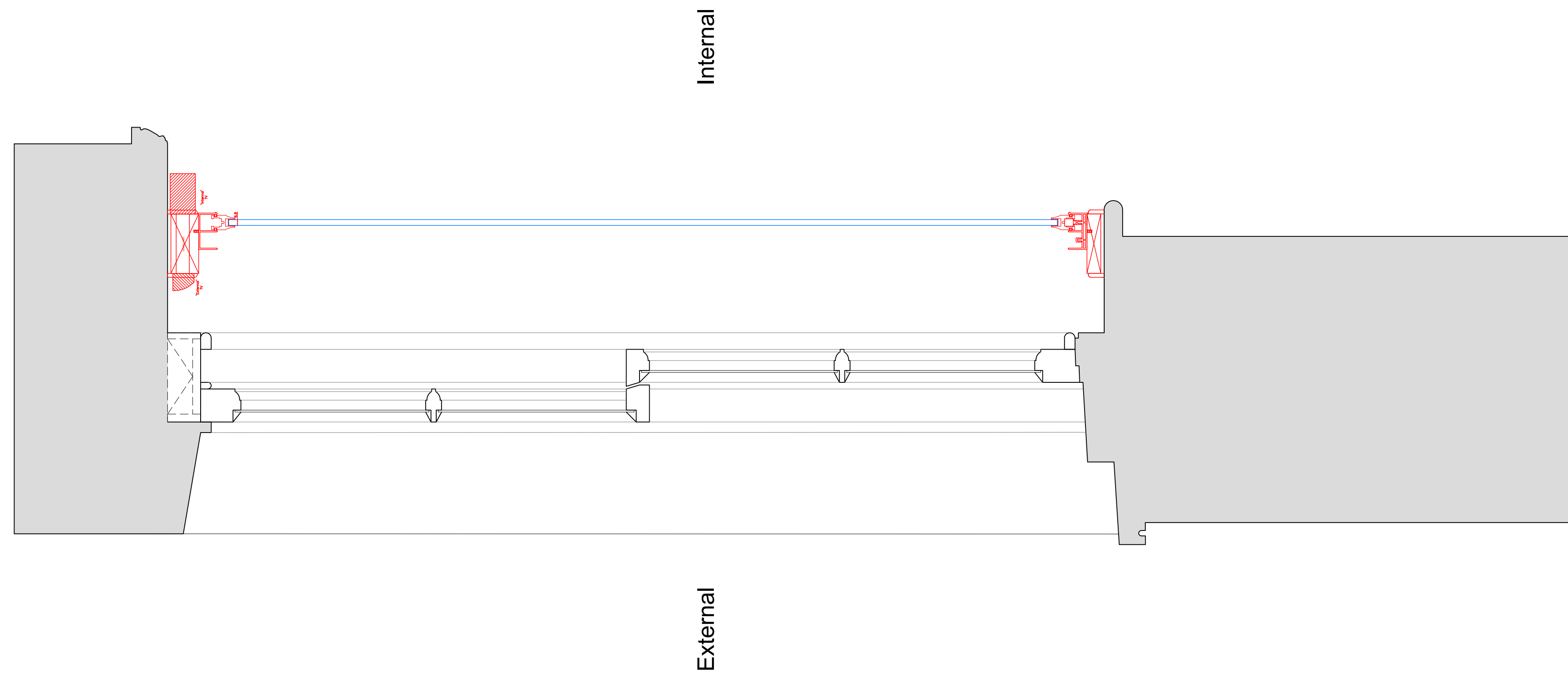
Drawing Title:  
Basement Kitchen (LHS & RHS): PROPOSED Secondary Glazing Details - Sheet 3 of 5

Drawn by: AP & PB  
Checked by: GA  
Presentation Scale: 1:5 @ A1

Date: 11-05-2018  
Drawing No: WPI P002 NI - 2 PVE-PR-BS-J-02.2  
Revision: 1.0



Section A-A through External Wall  
Scale: 1:5



SECONDARY GLAZING SHOWN IN RED FOR VISUAL CLARITY ONLY

Revision	Date	Assessment
1.0	11-05-2018	Issued for listed building consent application

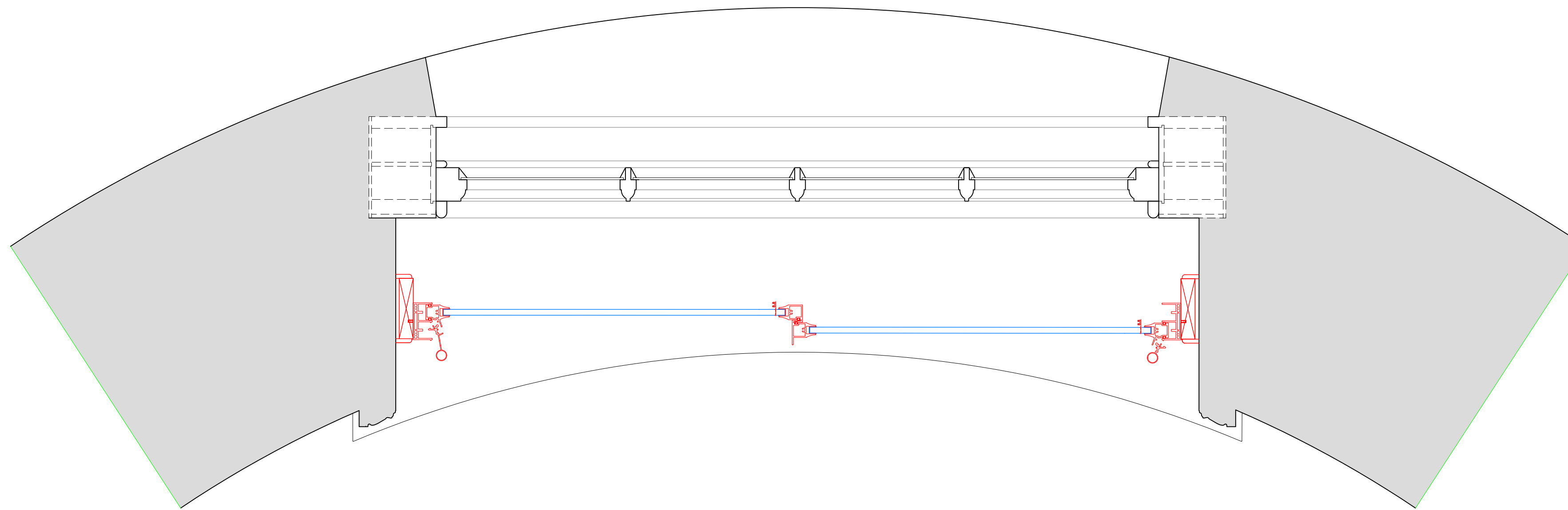
Do not reproduce this drawing without written permission  
All dimensions are in millimetres unless stated otherwise

**hs** engine for growth  
High Speed (HS2) Limited  
25th Floor  
One Canada Square  
Canary Wharf  
London E14 5AB

**COSTAIN SKANSKA**  
Costain Skanska Joint Venture  
UCL Building  
132 Hampstead Road  
London  
NW1 2PS

Site Address: 2 Park Village East, London NW1			
Drawing Title: Basement Kitchen (LHS & RHS): PROPOSED Secondary Glazing Details - Sheet 4 of 5			
Drawn by: AP & PB	Checked by: PB	Checked by: GA	Presentation Scale: as shown @ A1
Date: 11-05-2018	Drawing No: WPI P002 NI - 2 PVE-PR-BS-J-02.3	Revision: 1.0	

Plan Section B-B  
Scale: 1:5



SECONDARY GLAZING SHOWN IN RED FOR VISUAL CLARITY ONLY

Revision	Date	Assessment
1.0	11-05-2018	Issued for listed building consent application

Do not reproduce this drawing without written permission  
All dimensions are in millimetres unless stated otherwise

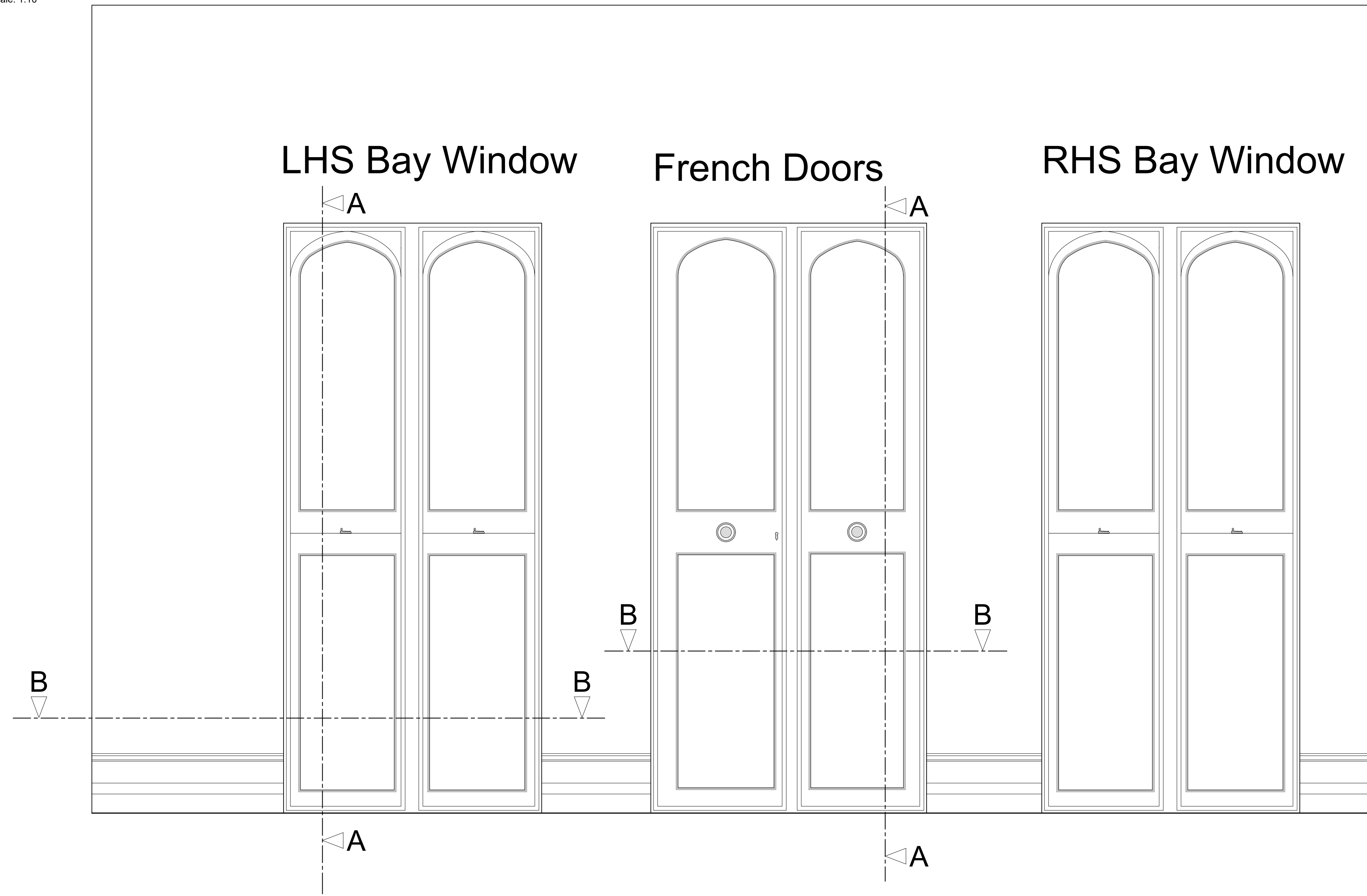
**hs** *engine for growth*  
High Speed (HS2) Limited  
25th Floor  
One Canada Square  
Canary Wharf  
London E14 5AB

**COSTAIN SKANSKA**  
Costain Skanska Joint Venture  
UCL Building  
132 Hampstead Road  
London  
NW1 2PS

Site Address: 2 Park Village East, London NW1			
Drawing Title: Basement Kitchen (LHS & RHS): PROPOSED Secondary Glazing Details - Sheet 5 of 5			
Drawn by: AP & PB	Checked by: PB	Checked by: GA	Presentation Scale: as shown @ A1
Date: 11-05-2018	Drawing No: WPI P002 NI - 2 PVE-PR-BS-J-02.4	Revision: 1.0	

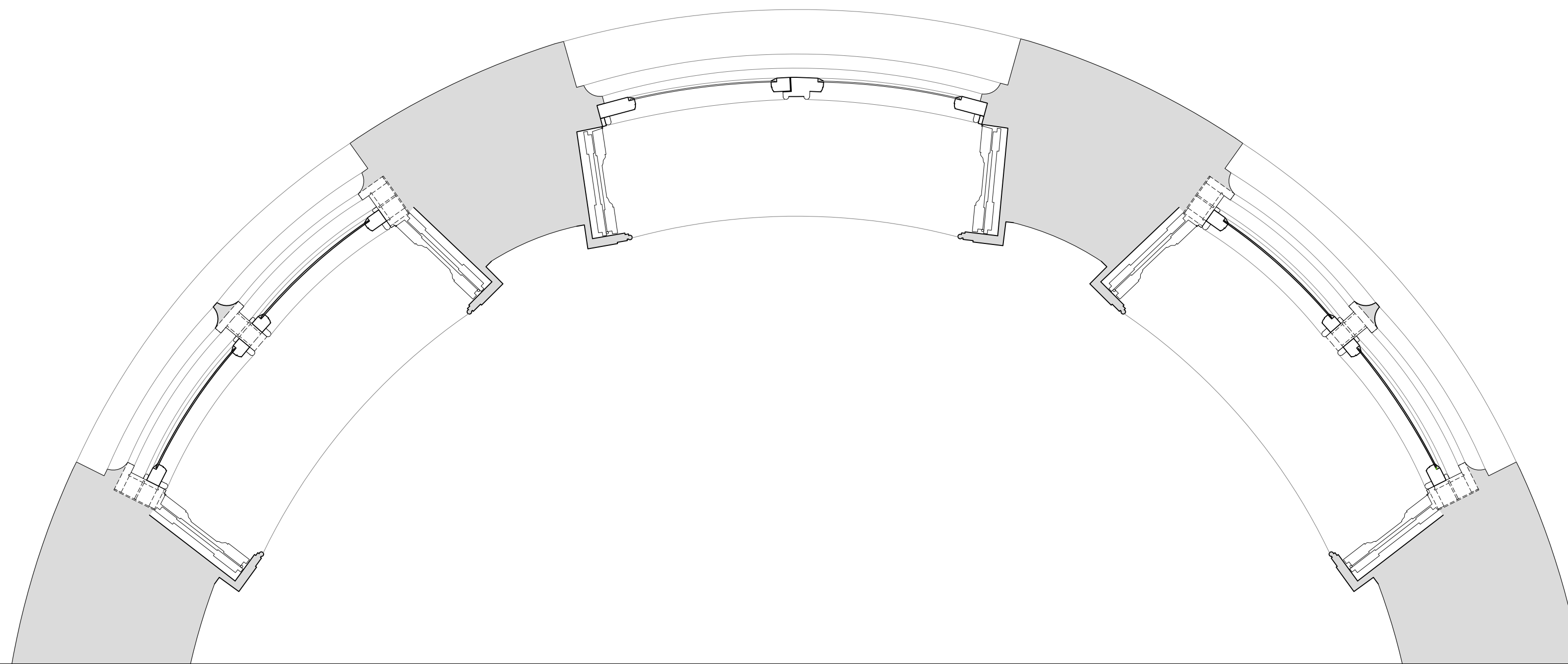
Internal Room Elevation

Scale: 1:10



Plan Section B-B

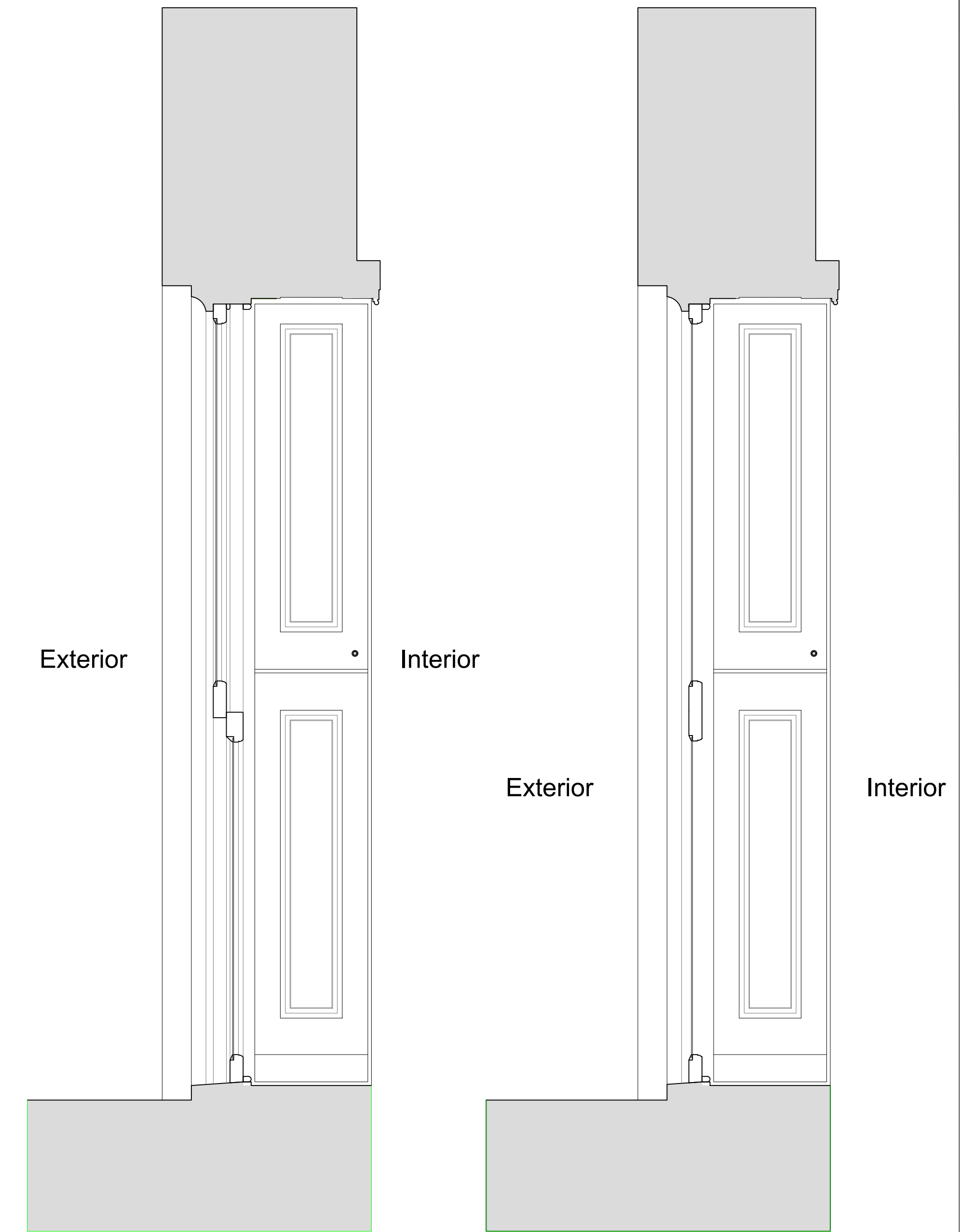
Scale: 1:10



Section A-A through External Wall

Scale: 1:10

LHS Bay Window French Doors



Revision	Date	Amendment
1.0	11-05-2018	Issued for listed building consent application

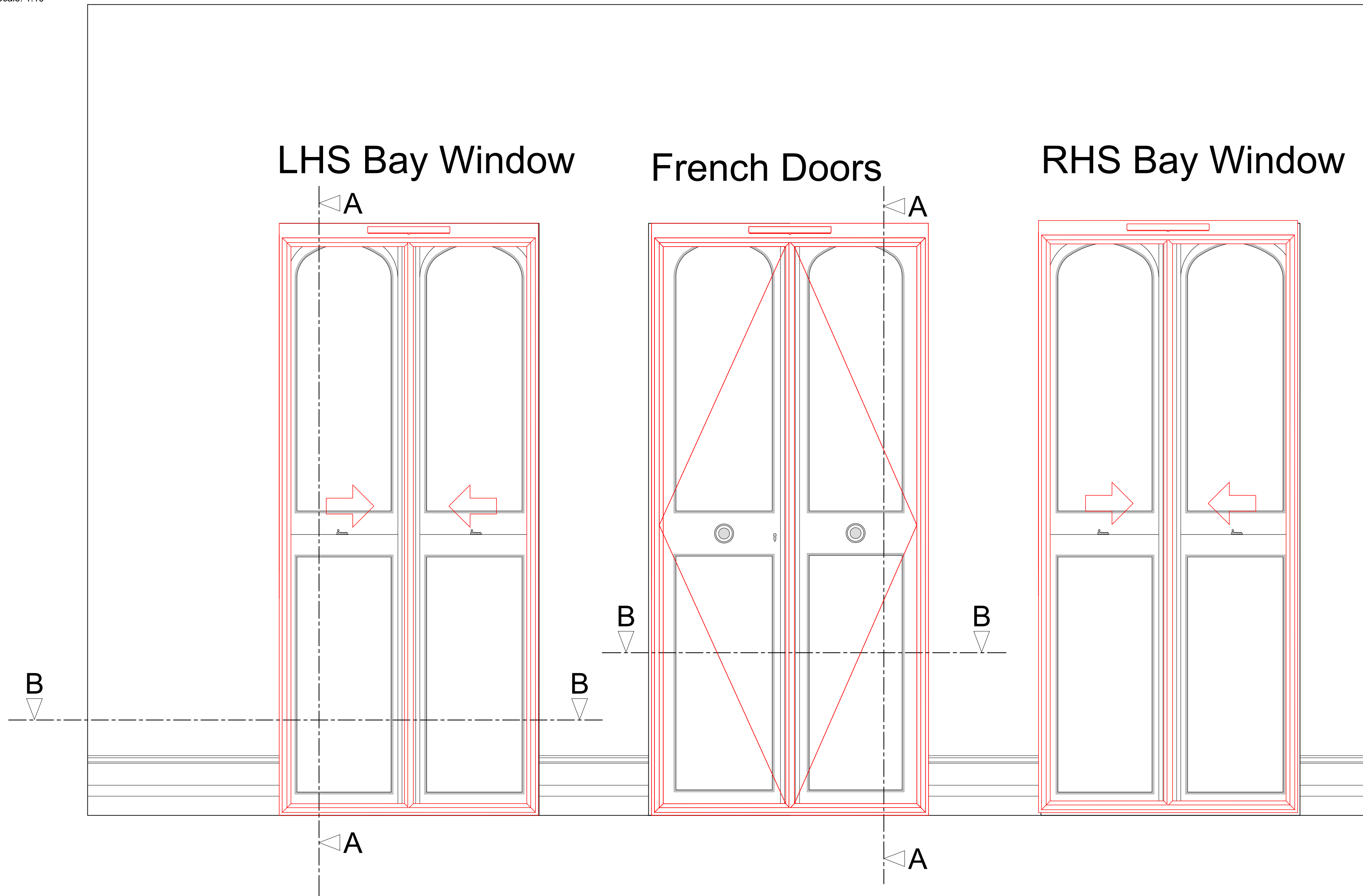
Do not reproduce this drawing without written permission  
All dimensions are in millimetres unless stated otherwise

**hs2** engine for growth  
High Speed (HS2) Limited  
25th Floor  
One Canada Square  
Canary Wharf  
London E14 5AB

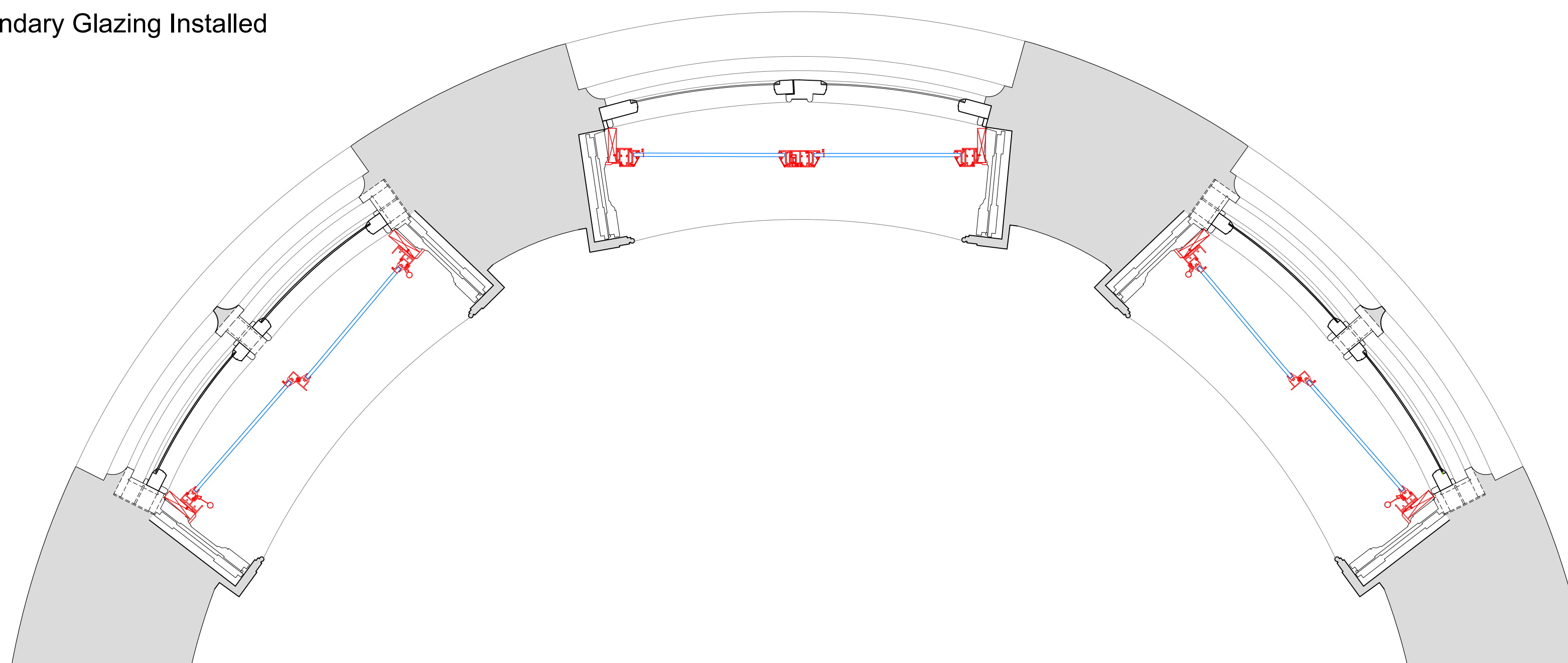
**COSTAIN SKANSKA**  
Costain Skanska Joint Venture  
UCL Building  
132 Hampstead Road  
London  
NW1 2PS

Site Address: 2 Park Village East, London NW1			
Drawing Title: Ground Floor Lounge: EXISTING Window Joinery Details - Sheet 1 of 5			
Surveyed by: GA	Drawn by: AP	Checked by: GA	Presentation Scale: as shown @ A1
Date: 11-05-2018	Drawing No: WPI P002 NI - 2 PVE-EX-GF-J-03	Revision: 1.0	

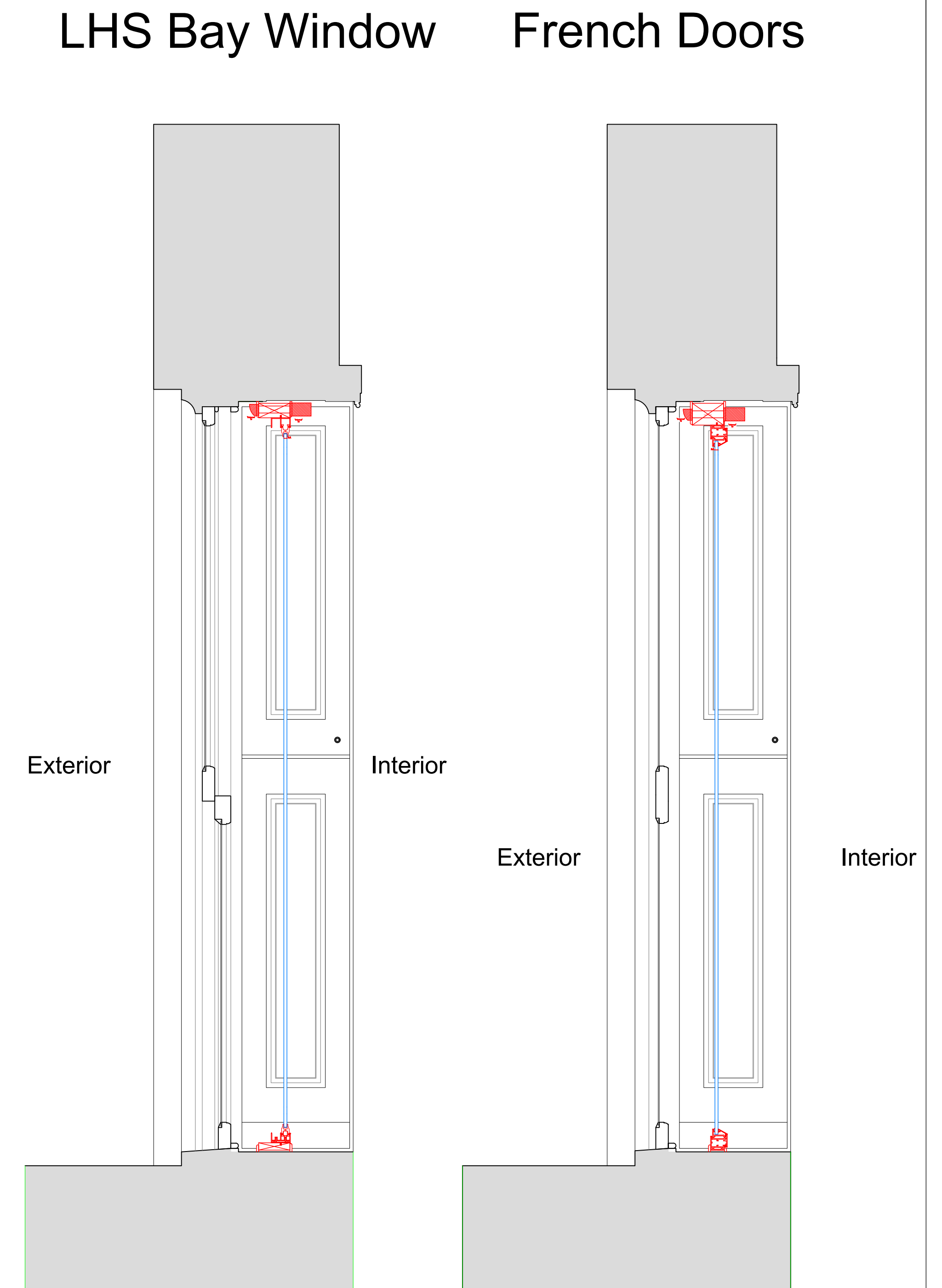
Internal Room Elevation with Secondary Glazing Installed  
Scale: 1:10



Plan Section B-B with Secondary Glazing Installed  
Scale: 1:10



Section A-A through External Wall with Secondary Glazing Installed  
Scale: 1:10



SECONDARY GLAZING SHOWN IN RED FOR VISUAL CLARITY ONLY

Revision	Date	Amendment
1.0	11-05-2018	Issued for listed building consent application

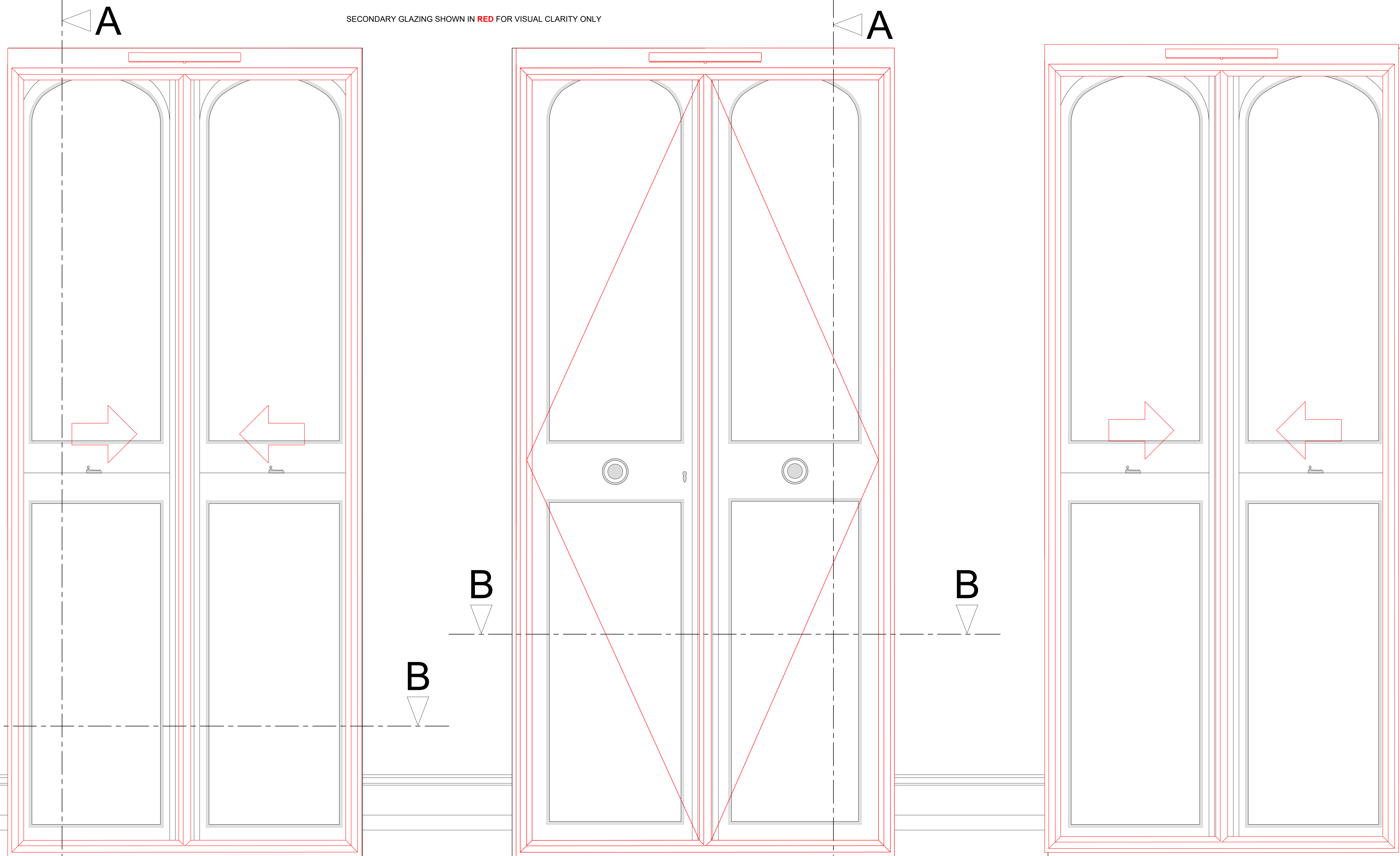
Do not reproduce this drawing without written permission  
All dimensions are in millimetres unless stated otherwise

**hs** engine for growth  
High Speed (HS2) Limited  
25th Floor  
One Canada Square  
Canary Wharf  
London E14 5AB

**COSTAIN SKANSKA**  
Costain Skanska Joint Venture  
UCL Building  
132 Hampstead Road  
London  
NW1 2PS

Site Address: 2 Park Village East, London NW1			
Drawing Title: Ground Floor Lounge: PROPOSED Secondary Glazing Details - Sheet 2 of 5			
Drawn by: GA	Checked by: AP	Checked by: GA	Presentation Scale: as shown @ A1
Date: 11-05-2018	Drawing No: WPI P002 NI - 2 PVE-PR-GF-J-03.1	Revision: 1.0	

SECONDARY GLAZING SHOWN IN RED FOR VISUAL CLARITY ONLY



Internal Elevation

Revision	Date	Amendment
1.0	11-05-2018	Issued for listed building consent application

Do not reproduce this drawing without written permission  
 All dimensions are in millimetres unless stated otherwise

**hs** engine for growth  
 High Speed (HS2) Limited  
 25th Floor  
 One Canada Square  
 Canary Wharf  
 London E14 5AB

**COSTAIN SKANSKA**  
 Costain Skanska Joint Venture  
 UCL Building  
 132 Hampstead Road  
 London  
 NW1 2PS

Site Address:  
 2 Park Village East, London NW1

Drawing Title:  
 Ground Floor Lounge: PROPOSED Secondary Glazing Details -  
 Sheet 3 of 5

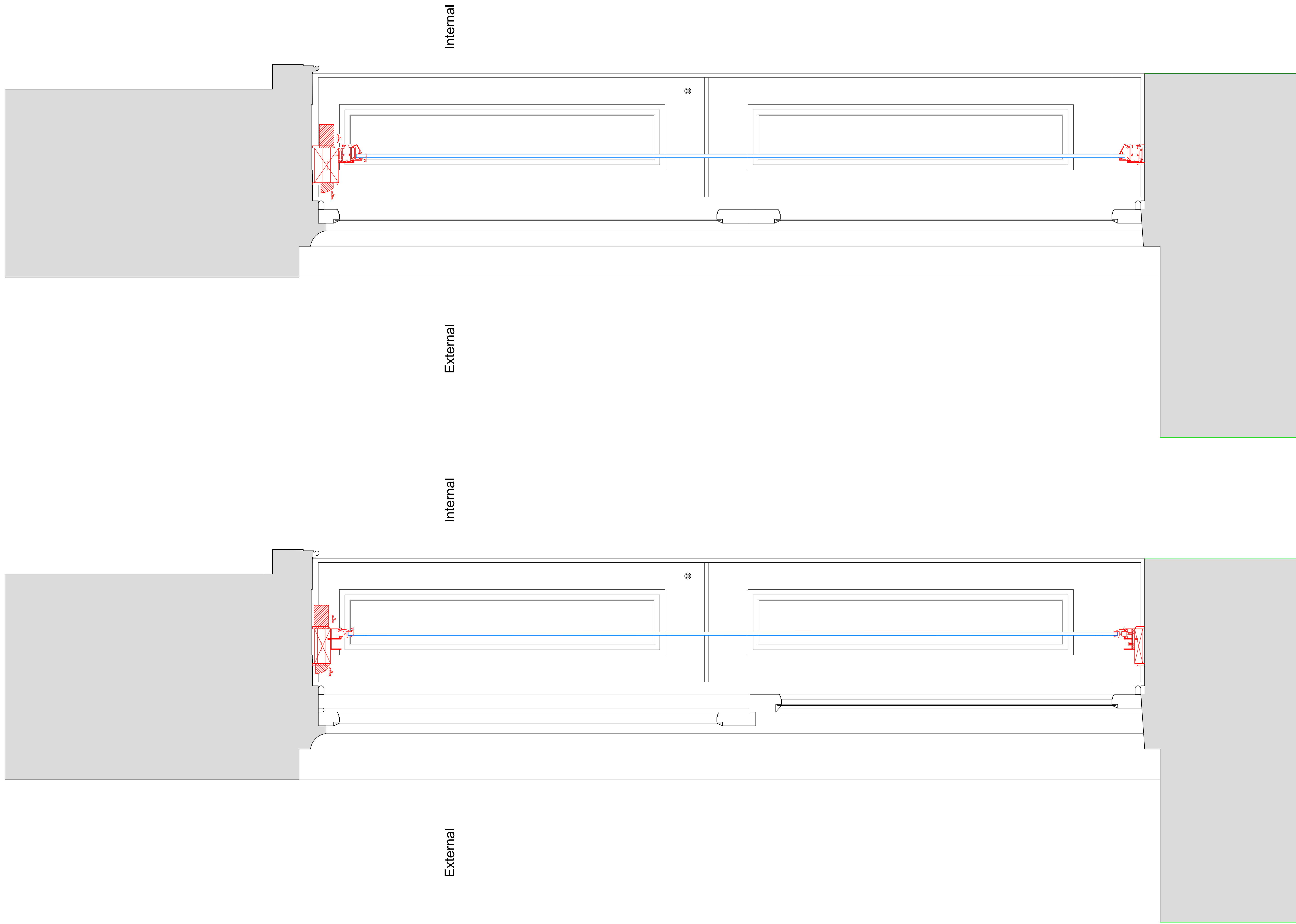
Drawn by: AP  
 Checked by: GA  
 Presentation Scale: 1:5 @ A1

Date: 11-05-2018  
 Drawing No: WPI P002 NI - 2 PVE-PR-GF-J-03.2  
 Revision: 1.0



Section A-A through External Wall  
Scale: 1:5

# LHS Bay Window French Doors



SECONDARY GLAZING SHOWN IN RED FOR VISUAL CLARITY ONLY

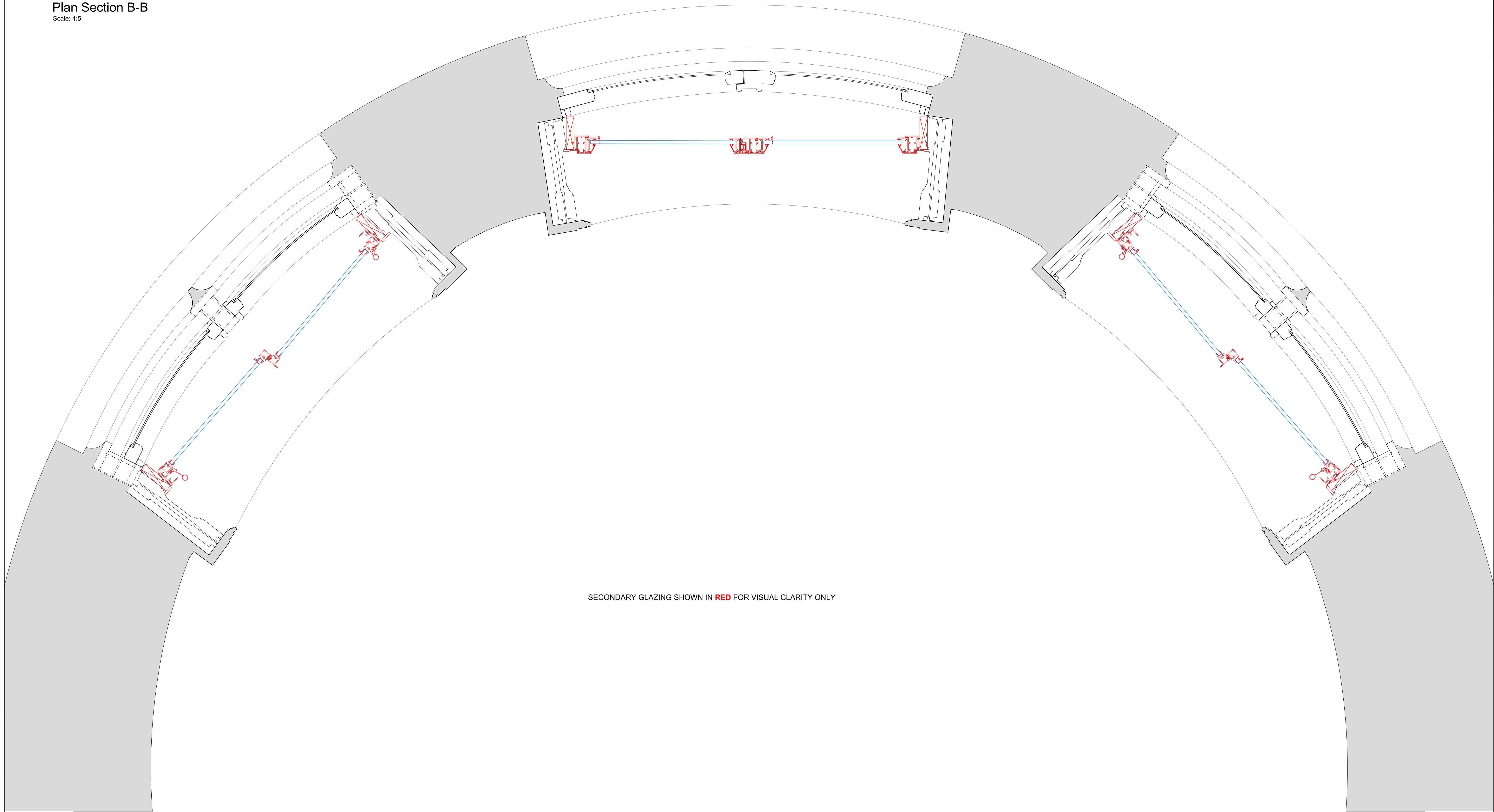
Revision	Date	Amendment
1.0	11-05-2018	Issued for listed building consent application

Do not reproduce this drawing without written permission  
All dimensions are in millimetres unless stated otherwise



Site Address: 2 Park Village East, London NW1			
Drawing Title: Ground Floor Lounge; PROPOSED Secondary Glazing Details - Sheet 4 of 5			
Drawn by: GA	AP	Checked by: GA	Preparation Scale: as shown @ A1
Date: 11-05-2018	Drawing No: WPI P002 NI - 2 PVE-PR-GF-J-03.3	Revision: 1.0	

Plan Section B-B  
Scale: 1:5



SECONDARY GLAZING SHOWN IN RED FOR VISUAL CLARITY ONLY

Revision	Date	Assessment
1.0	11-05-2018	Issued for listed building consent application

Do not reproduce this drawing without written permission  
All dimensions are in millimetres unless stated otherwise

**hs** *engine for growth*  
High Speed (HS2) Limited  
25th Floor  
One Canada Square  
Canary Wharf  
London E14 5AB

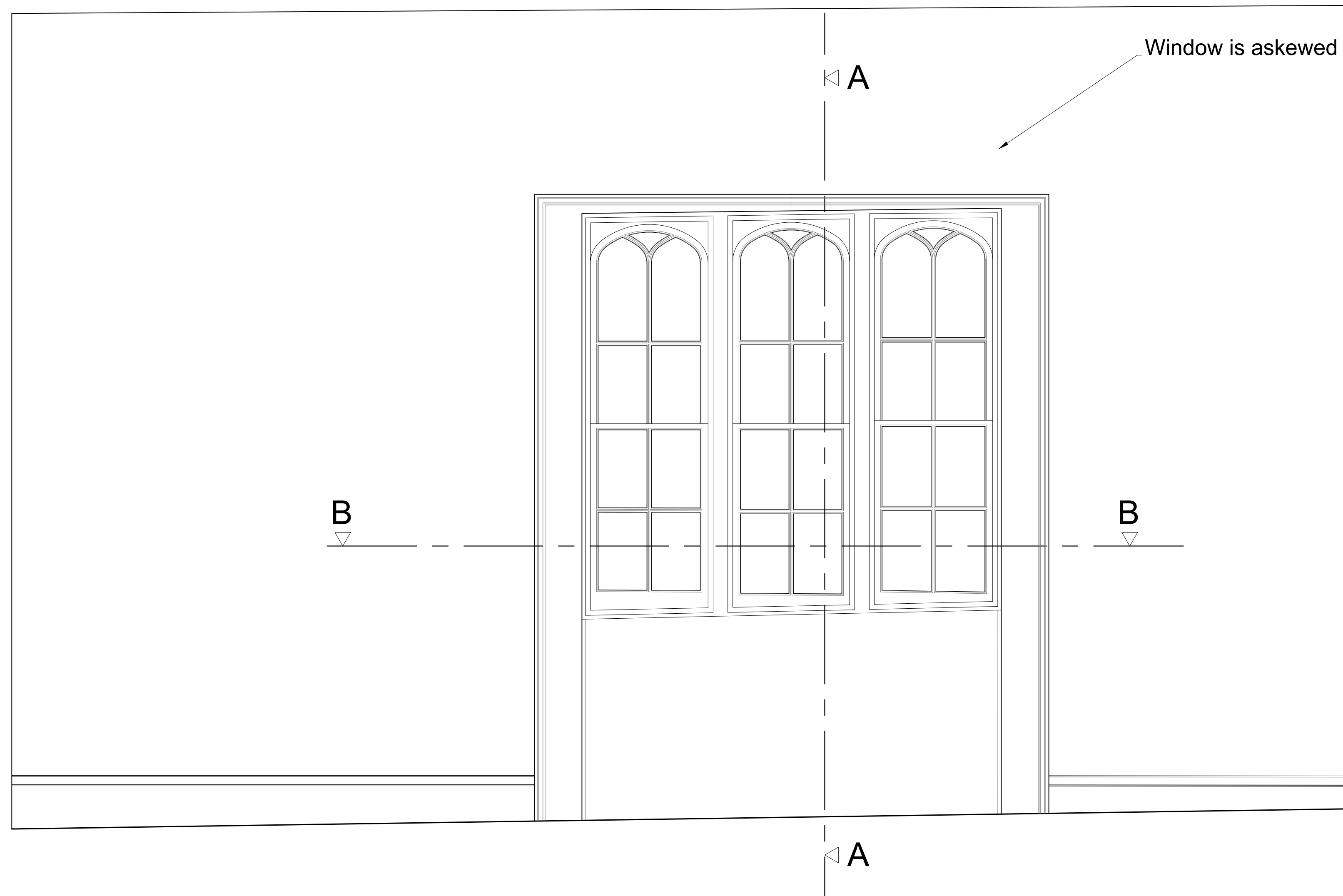
**COSTAIN SKANSKA**  
Costain Skanska Joint Venture  
UCL Building  
132 Hampstead Road  
London  
NW1 2PS

Site Address: 2 Park Village East, London NW1			
Drawing Title: Ground Floor Lounge: PROPOSED Secondary Glazing Details - Sheet 5 of 5			
Drawn by: GA	Checked by: AP	Checked by: GA	Presentation Scale: as shown @ A1
Date: 11-05-2018	Drawing No: WPI P002 NI - 2 PVE-PR-GF-J-03.4	Revision: 1.0	



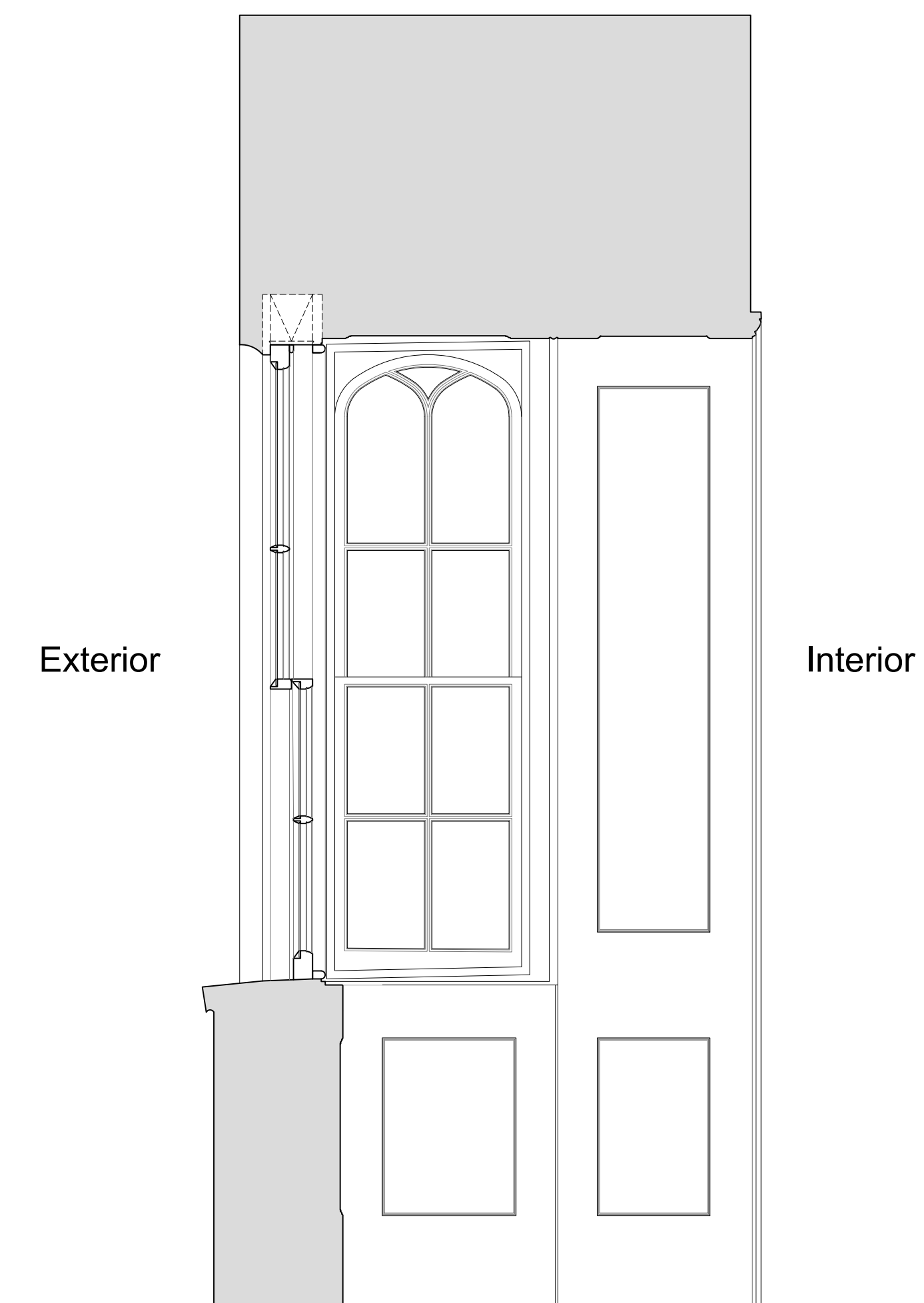
Internal Room Elevation

Scale: 1:10



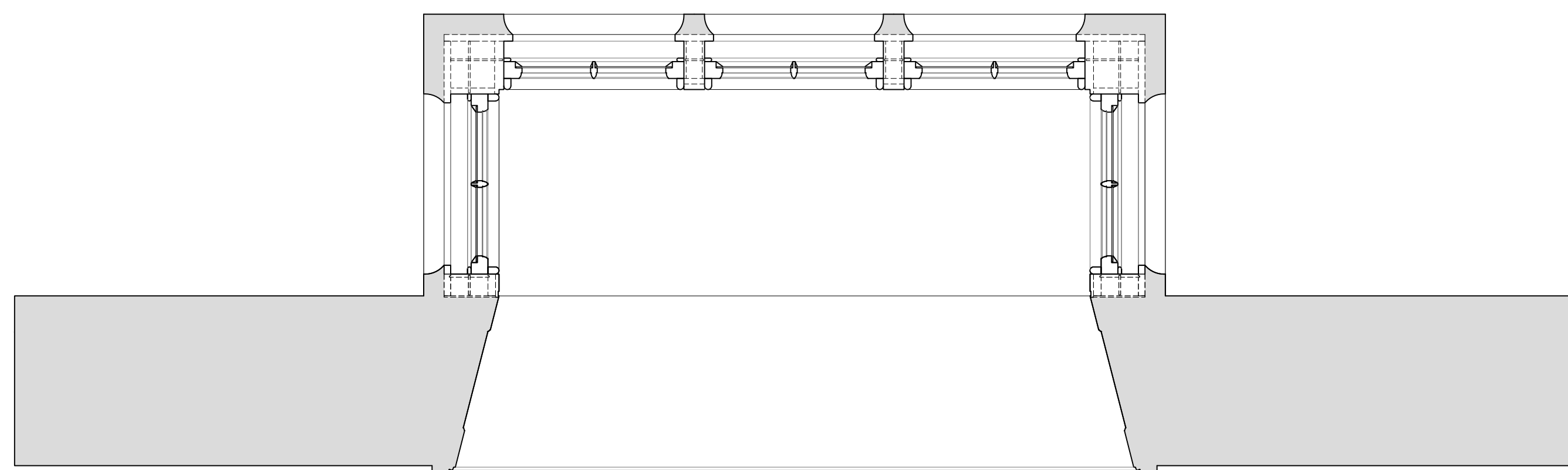
Section A-A through External Wall

Scale: 1:10



Plan Section B-B

Scale: 1:10



Revision	Date	Assessment
1.0	11-05-2018	Issued for listed building consent application

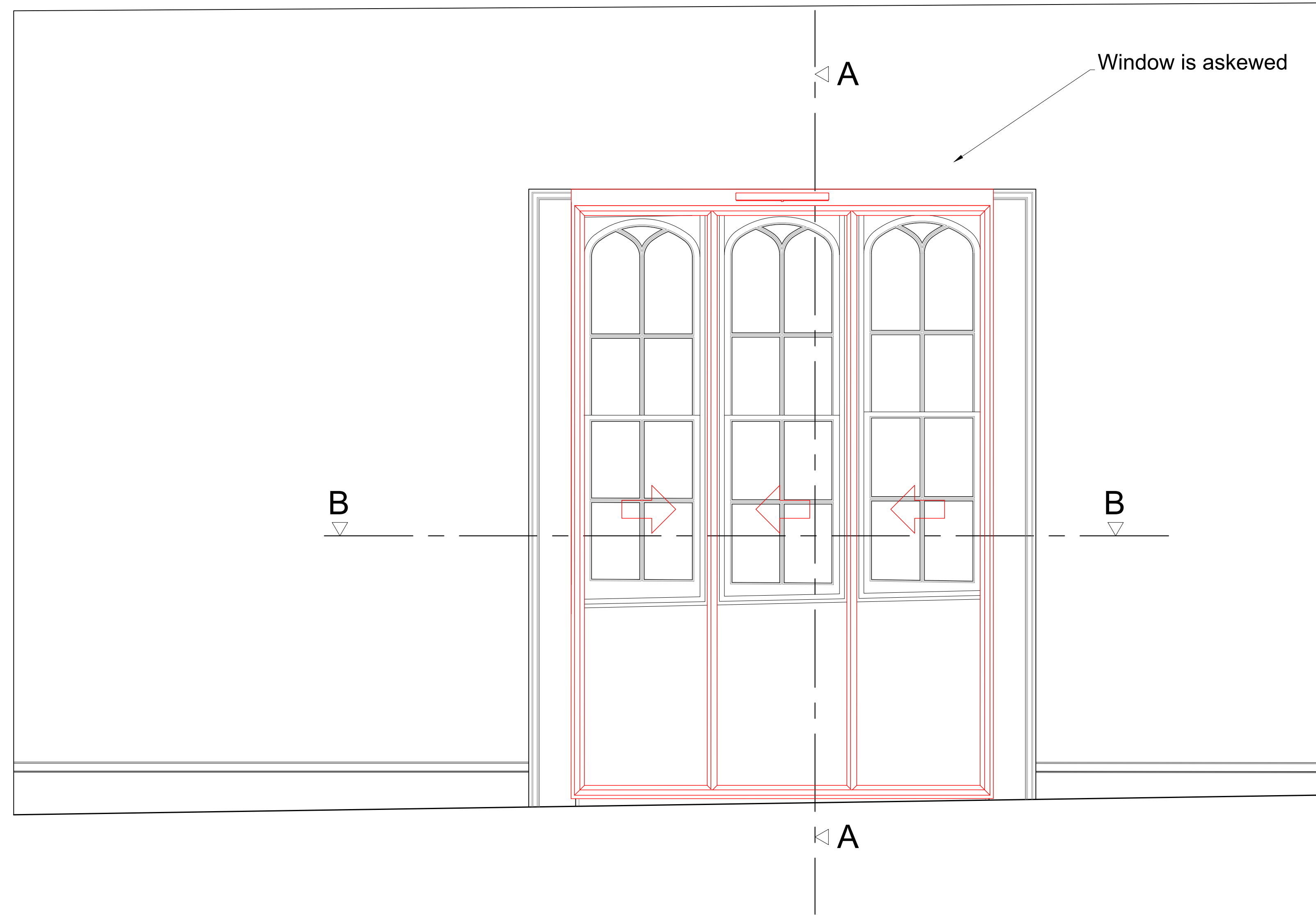
Do not reproduce this drawing without written permission  
All dimensions are in millimetres unless stated otherwise



Site Address: 2 Park Village East, London NW1			
Drawing Title: First Floor Master Bathroom Bay: EXISTING Window Joinery Details - Sheet 1 of 5			
Surveyed by: GA	Drawn by: AP	Checked by: GA	Presentation Scale: as shown @ A1
Date: 11-05-2018	Drawing No: WPI P002 NI - 2 PVE-EX-FF-J-04		Revision: 1.0

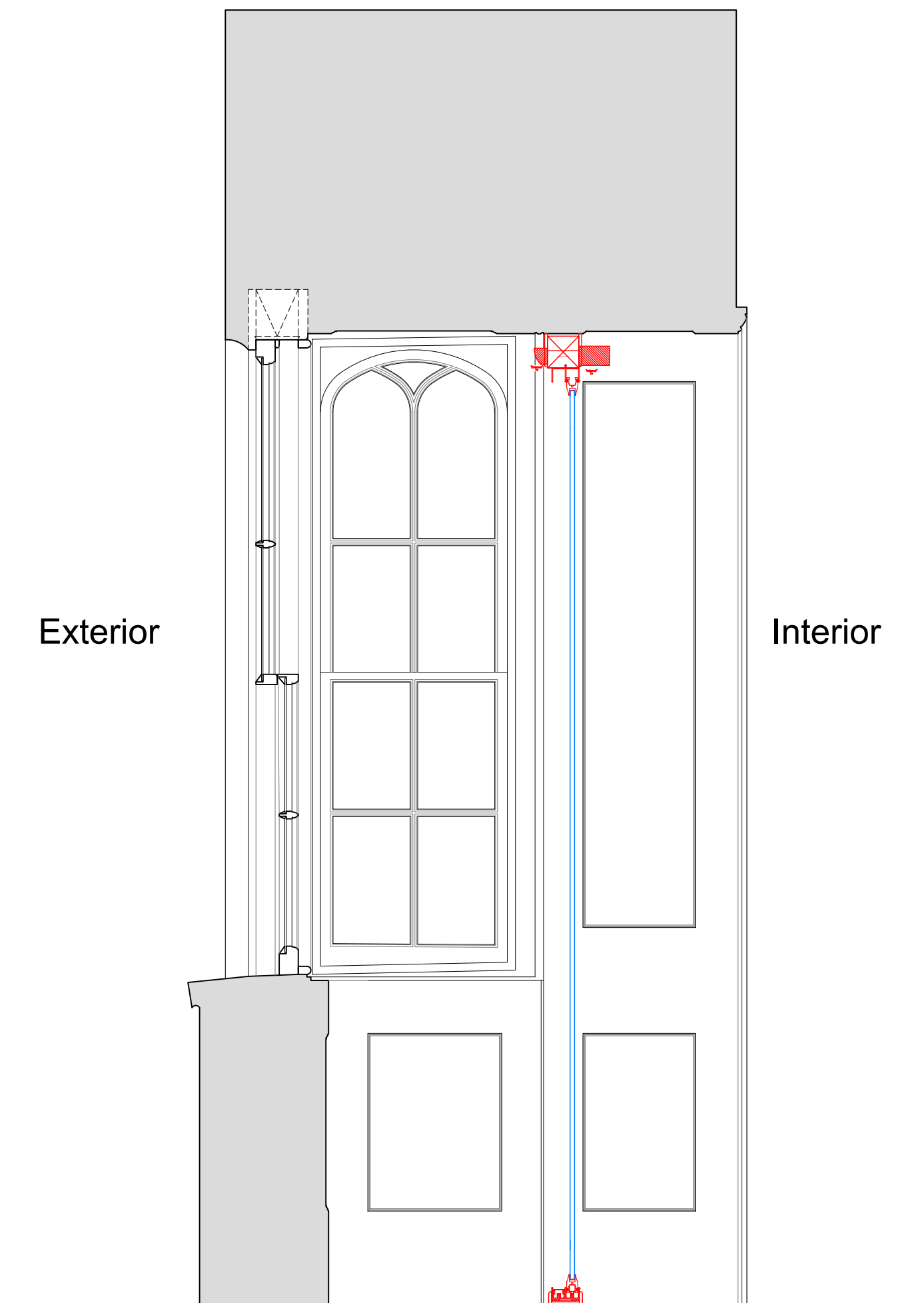
Internal Room Elevation with Secondary Glazing Installed

Scale: 1:10



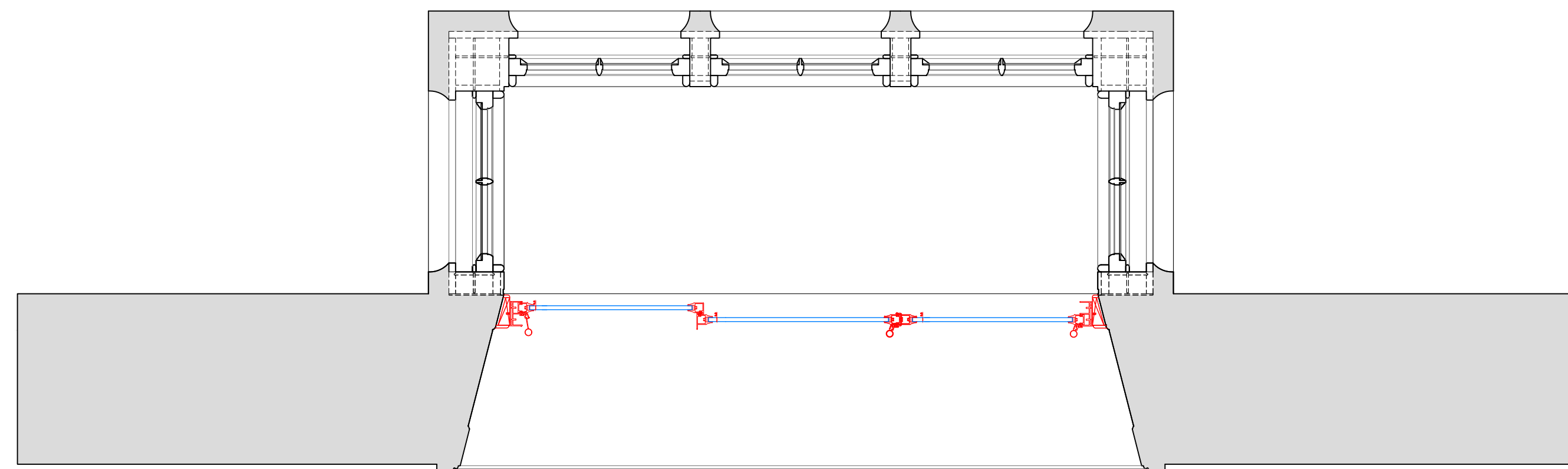
Section A-A through External Wall with Secondary Glazing Installed

Scale: 1:10



Plan Section B-B with Secondary Glazing Installed

Scale: 1:10



SECONDARY GLAZING SHOWN IN RED FOR VISUAL CLARITY ONLY

Revision	Date	Assessment
1.0	11-05-2018	Issued for listed building consent application

Do not reproduce this drawing without written permission  
All dimensions are in millimetres unless stated otherwise

**hs** engine for growth  
High Speed (HS2) Limited  
25th Floor  
One Canada Square  
Canary Wharf  
London E14 5AB

**COSTAIN SKANSKA**  
Costain Skanska Joint Venture  
UCL Building  
132 Hampstead Road  
London  
NW1 2PS

Site Address: 2 Park Village East, London NW1			
Drawing Title: First Floor Master Bathroom Bay: PROPOSED Secondary Glazing Details - Sheet 2 of 5			
Surveyed by: GA	Drawn by: AP	Checked by: GA	Presentation Scale: as shown @ A1
Date: 11-05-2018	Drawing No: WPI P002 NI - 2 PVE-PR-FF-J-04.1	Revision: 1.0	

SECONDARY GLAZING SHOWN IN RED FOR VISUAL CLARITY ONLY

Window is askewed

B

B

A

A

Internal Elevation

Revision	Date	Assessment
1.0	11-05-2018	Issued for listed building consent application

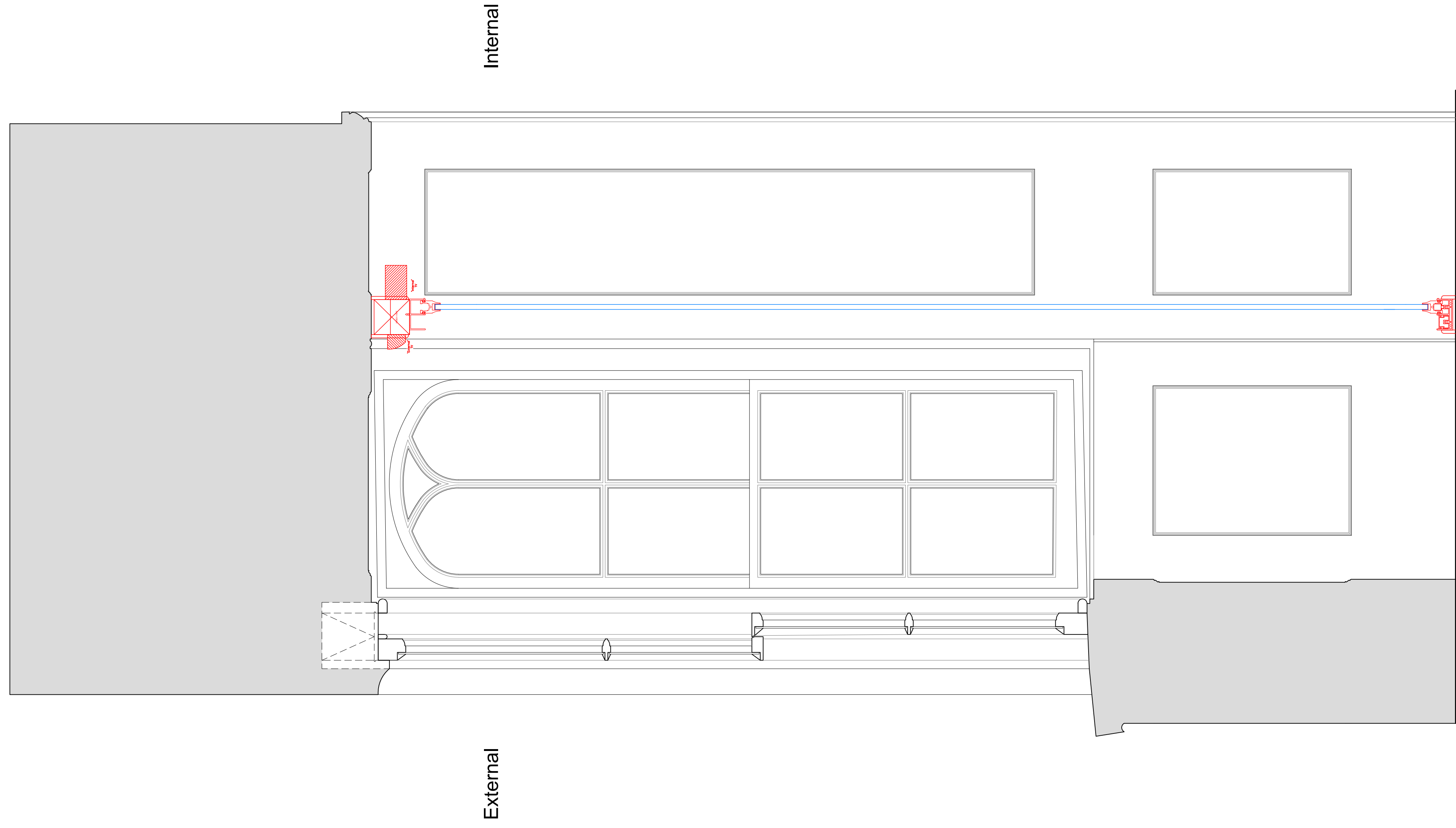
Do not reproduce this drawing without written permission  
All dimensions are in millimetres unless stated otherwise

**hs2** engine for growth  
High Speed (HS2) Limited  
25th Floor  
One Canada Square  
Canary Wharf  
London E14 5AB

**COSTAIN SKANSKA**  
Costain Skanska Joint Venture  
UCL Building  
132 Hampstead Road  
London  
NW1 2PS

Site Address: 2 Park Village East, London NW1			
Drawing Title: First Floor Master Bathroom Bay: PROPOSED Secondary Glazing Details - Sheet 3 of 5			
Surveyed by: GA	Drawn by: AP	Checked by: GA	Presentation Scale: 1:5 @ A1
Date: 11-05-2018	Drawing No: WPI P002 NI - 2 PVE-PR-FF-J-04.2		Revision: 1.0

Section A-A through External Wall  
Scale: 1:5



SECONDARY GLAZING SHOWN IN RED FOR VISUAL CLARITY ONLY

Revision	Date	Assessment
1.0	11-05-2018	Issued for listed building consent application

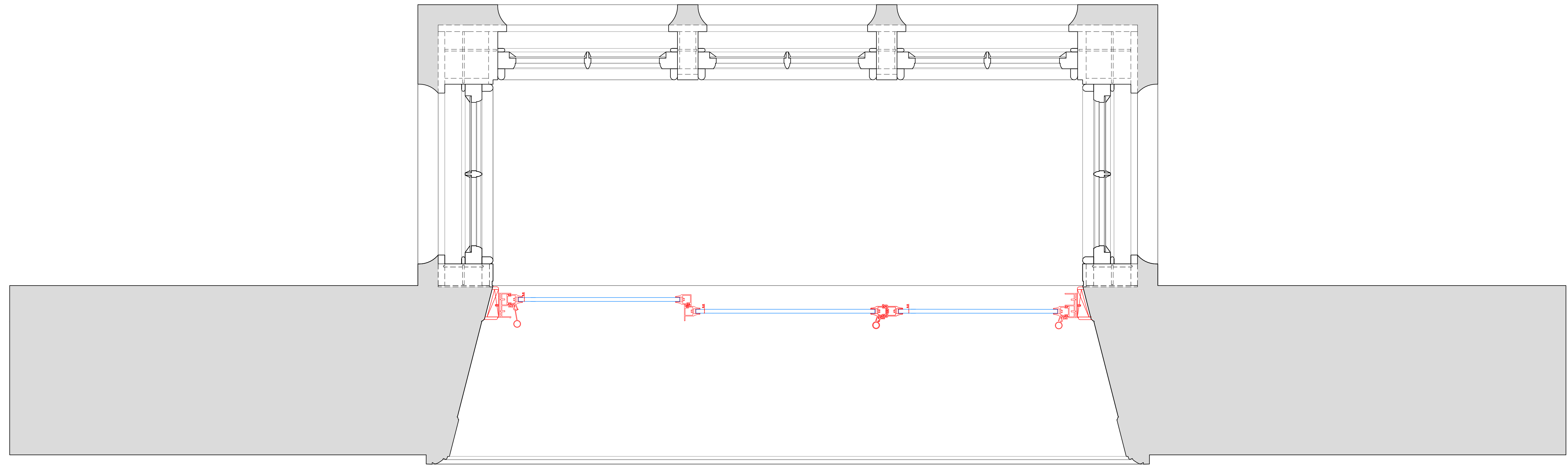
Do not reproduce this drawing without written permission  
All dimensions are in millimetres unless stated otherwise

**hs2** engine for growth  
High Speed (HS2) Limited  
25th Floor  
One Canada Square  
Canary Wharf  
London E14 5AB

**COSTAIN SKANSKA**  
Costain Skanska Joint Venture  
UCL Building  
132 Hampstead Road  
London  
NW1 2PS

Site Address: 2 Park Village East, London NW1			
Drawing Title: First Floor Master Bathroom Bay: PROPOSED Secondary Glazing Details - Sheet 4 of 5			
Surveyed by: GA	Drawn by: AP	Checked by: GA	Presentation Scale: as shown @ A1
Date: 11-05-2018	Drawing No: WPI P002 NI - 2 PVE-PR-FF-J-04.3	Revision: 1.0	

Plan Section B-B  
Scale: 1:5



SECONDARY GLAZING SHOWN IN RED FOR VISUAL CLARITY ONLY

Revision	Date	Assessment
1.0	11-05-2018	Issued for listed building consent application

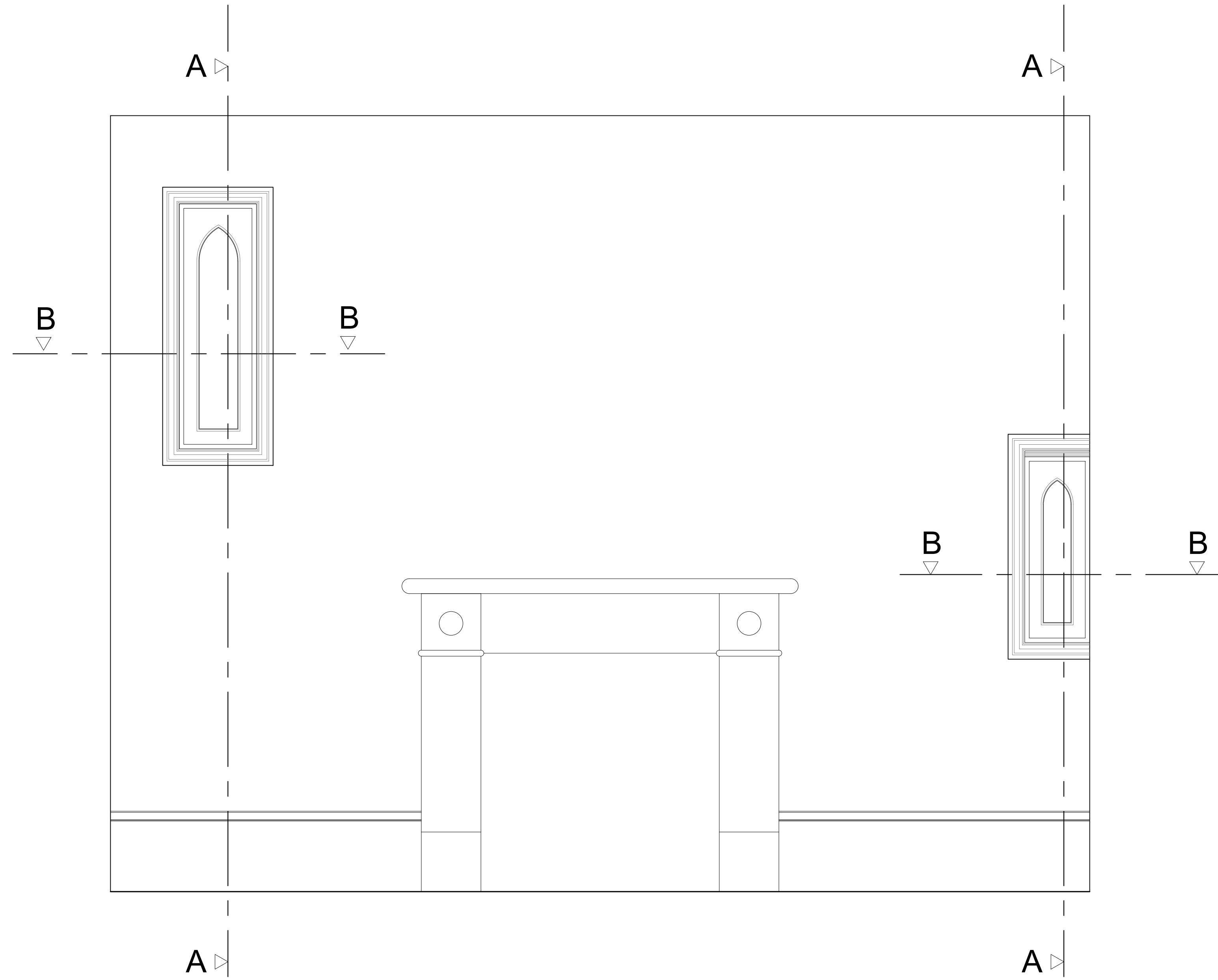
Do not reproduce this drawing without written permission  
All dimensions are in millimetres unless stated otherwise

**hs** engine for growth  
High Speed (HS2) Limited  
25th Floor  
One Canada Square  
Canary Wharf  
London E14 5AB

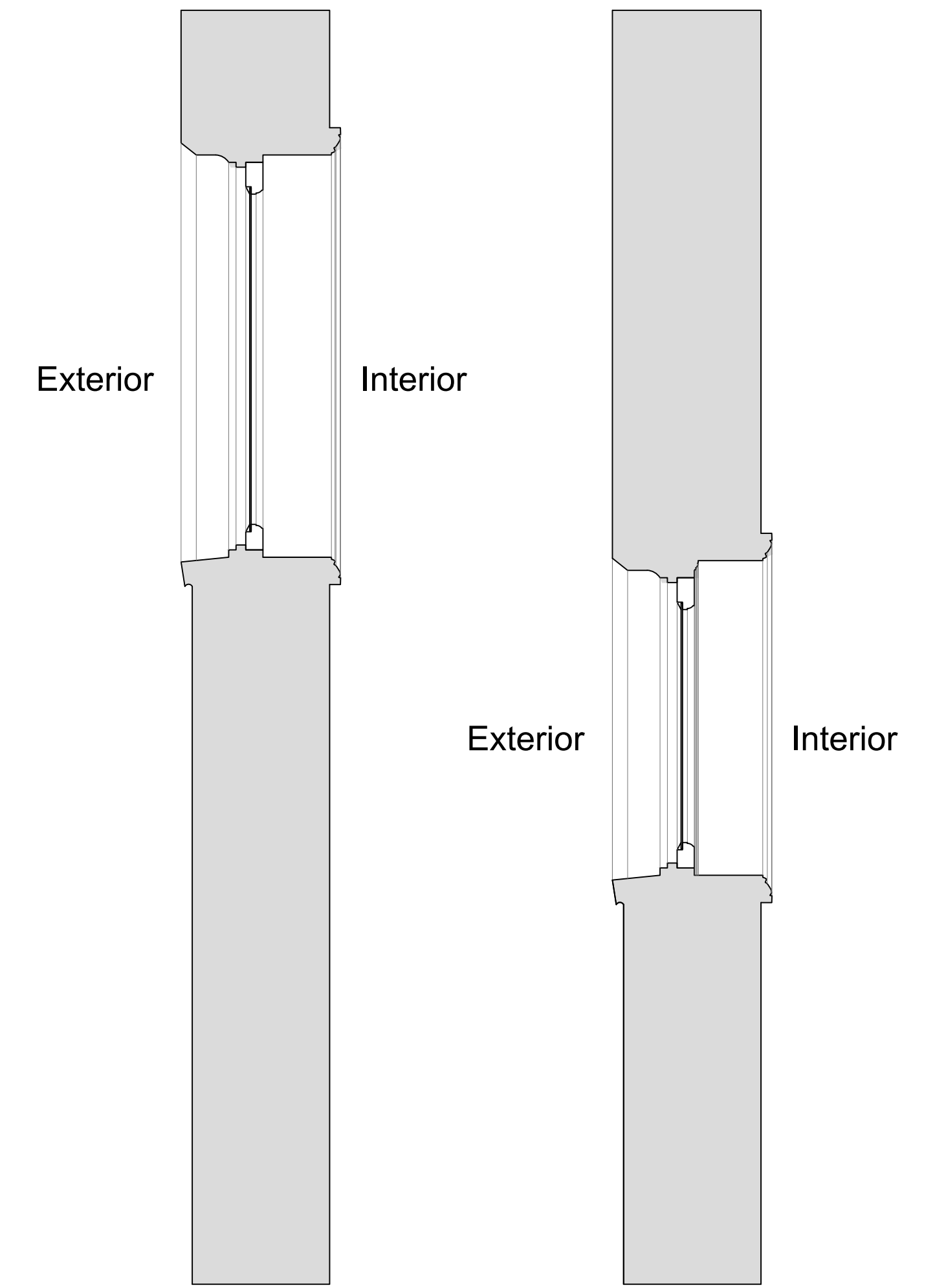
**COSTAIN SKANSKA**  
Costain Skanska Joint Venture  
UCL Building  
132 Hampstead Road  
London  
NW1 2PS

Site Address: 2 Park Village East, London NW1			
Drawing Title: First Floor Master Bathroom Bay: PROPOSED Secondary Glazing Details - Sheet 5 of 5			
Surveyed by: GA	Drawn by: AP	Checked by: GA	Presentation Scale: as shown @ A1
Date: 11-05-2018	Drawing No: WPI P002 NI - 2 PVE-PR-FF-J-04.4	Revision: 1.0	

Internal Room Elevation  
Scale: 1:10



Section A-A through External Wall  
Scale: 1:10



Plan Section B-B  
Scale: 1:10



Revision	Date	Amendment
1.0	11-05-2018	Issued for listed building consent application

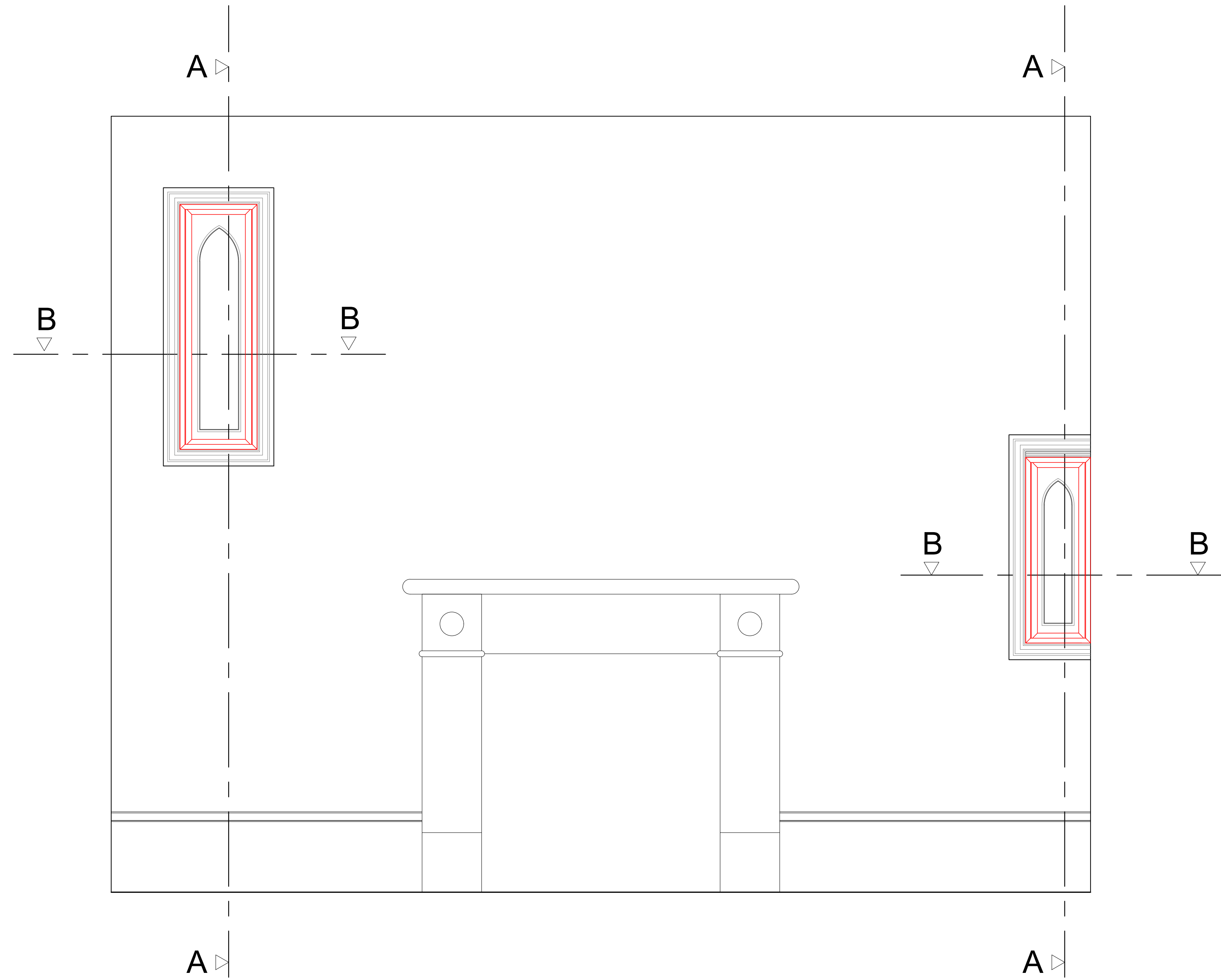
Do not reproduce this drawing without written permission  
All dimensions are in millimetres unless stated otherwise



Site Address: 2 Park Village East, London NW1			
Drawing Title: First Floor Master Bathroom Side: EXISTING Window Joinery Details - Sheet 1 of 5			
Drawn by: AP & PB	Drawn by: AP	Checked by: GA	Presentation Scale: as shown @ A1
Date: 11-05-2018	Drawing No: WPI P002 NI - 2 PVE-EX-FF-J-05	Revision: 1.0	

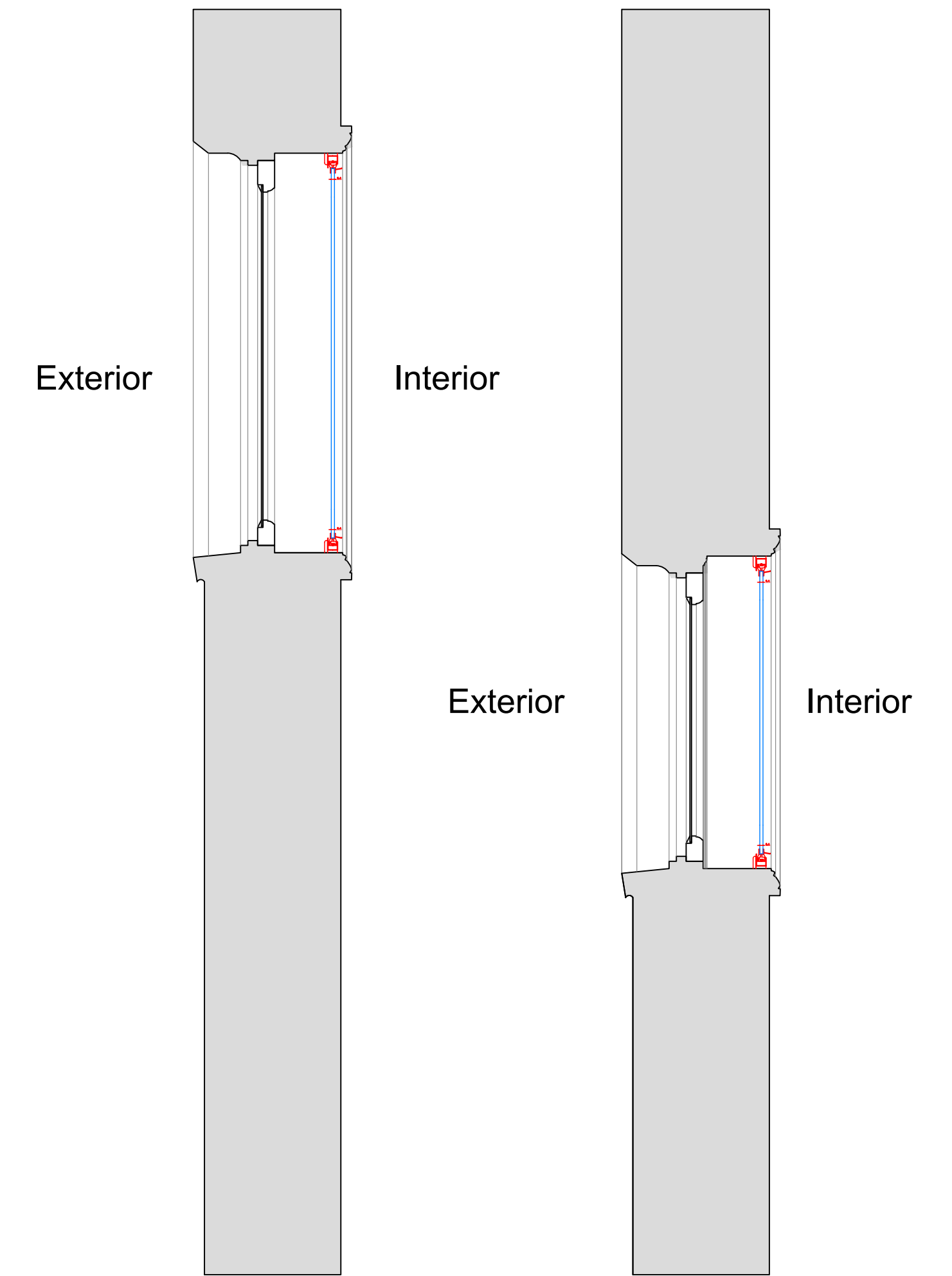
Internal Room Elevation with Secondary Glazing Installed

Scale: 1:10



Section A-A through External Wall with Secondary Glazing Installed

Scale: 1:10



Plan Section B-B with Secondary Glazing Installed

Scale: 1:10



SECONDARY GLAZING SHOWN IN RED FOR VISUAL CLARITY ONLY

Revision	Date	Amendment
1.0	11-05-2018	Issued for listed building consent application

Do not reproduce this drawing without written permission  
All dimensions are in millimetres unless stated otherwise

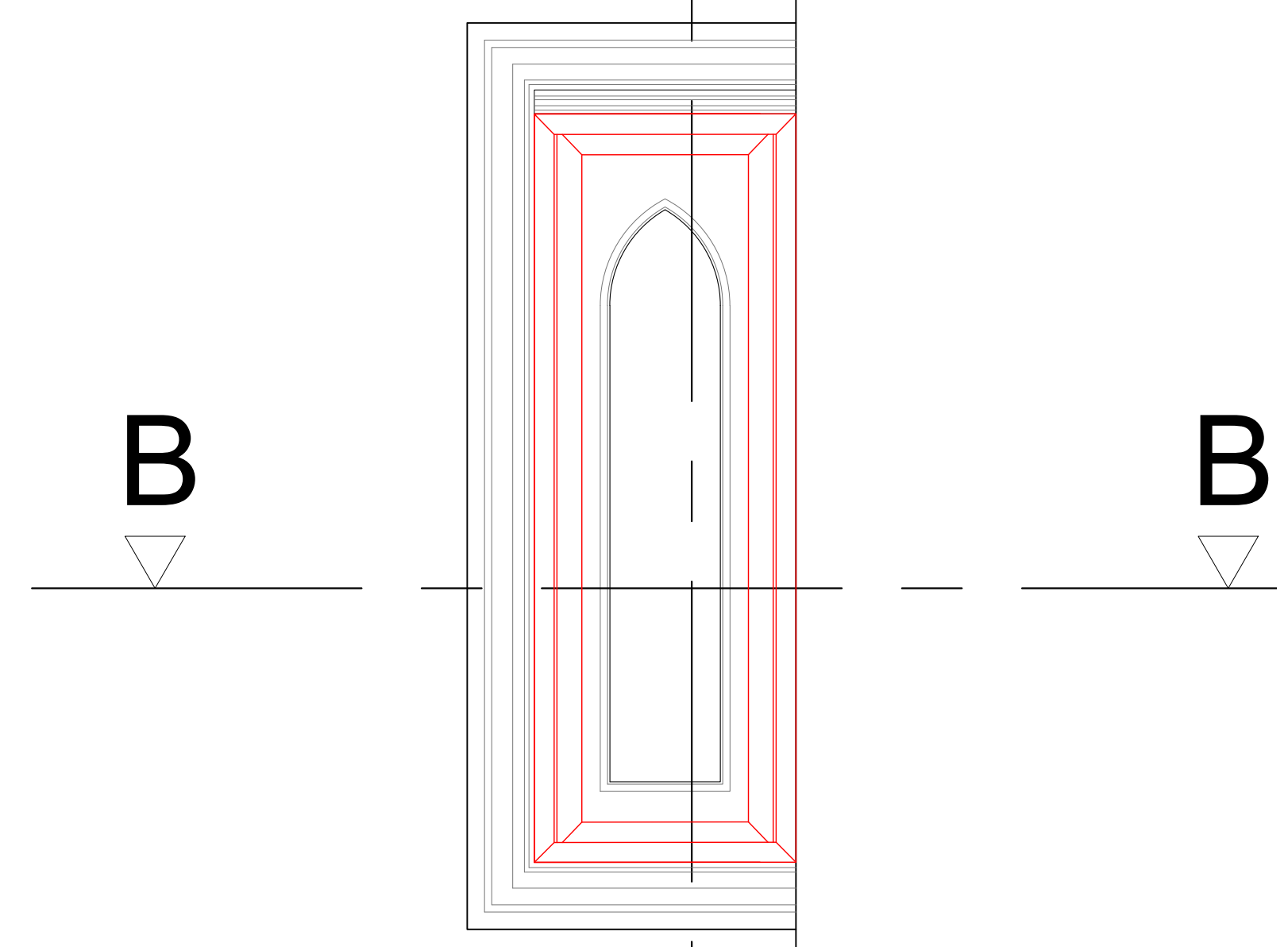

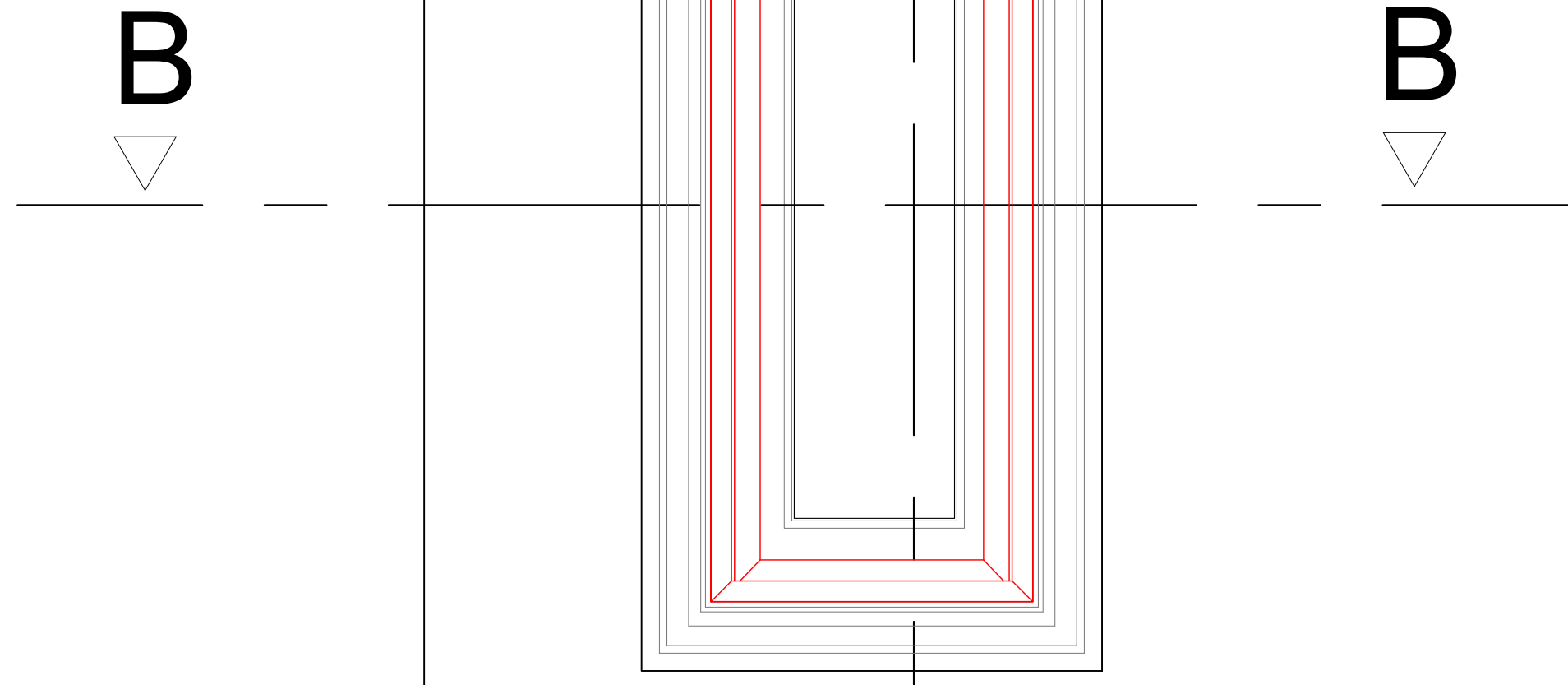
**hs** engine for growth  
High Speed (HS2) Limited  
25th Floor  
One Canada Square  
Canary Wharf  
London E14 5AB

**COSTAIN SKANSKA**  
Costain Skanska Joint Venture  
UCL Building  
132 Hampstead Road  
London  
NW1 2PS

Site Address: 2 Park Village East, London NW1			
Drawing Title: First Floor Master Bathroom Side: PROPOSED Secondary Glazing Details - Sheet 2 of 5			
Drawn by: AP & PB	Checked by: AP	Presented by: GA	Revision: as shown @ A1
Date: 11-05-2018	Drawing No: WPI P002 NI - 2 PVE-PR-FF-J-05.1	Revision: 1.0	



SECONDARY GLAZING SHOWN IN RED FOR VISUAL CLARITY ONLY



Revision	Date	Assessment
1.0	11-05-2018	Issued for listed building consent application

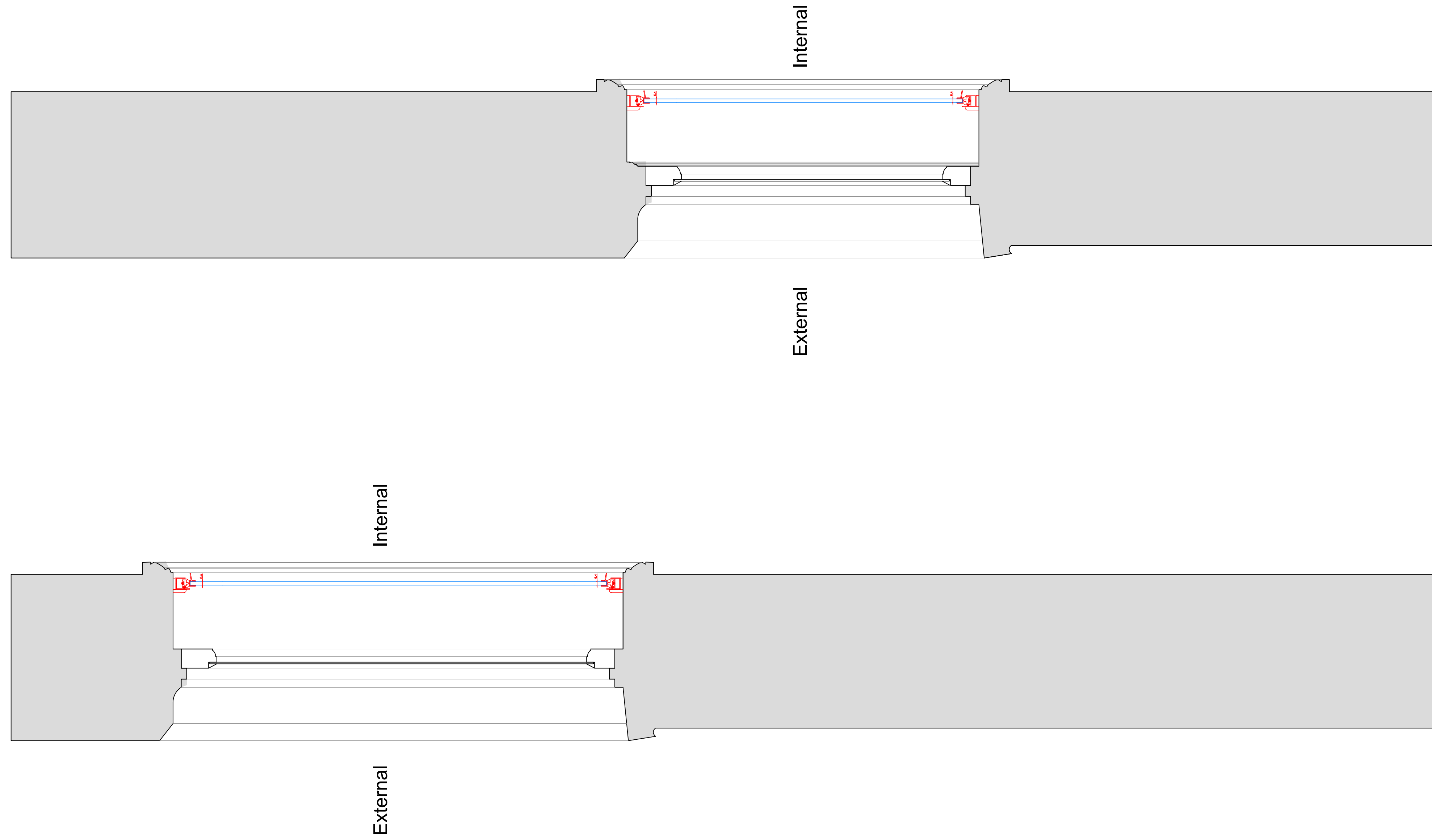
Do not reproduce this drawing without written permission  
All dimensions are in millimetres unless stated otherwise

**hs** *engine for growth*  
High Speed (HS2) Limited  
25th Floor  
One Canada Square  
Canary Wharf  
London E14 5AB

**COSTAIN SKANSKA**  
Costain Skanska Joint Venture  
UCL Building  
132 Hampstead Road  
London  
NW1 2PS

Site Address: 2 Park Village East, London NW1			
Drawing Title: First Floor Master Bathroom Side: PROPOSED Secondary Glazing Details - Sheet 3 of 5			
Drawn by: AP & PB	Checked by: AP	Presented by: GA	Scale: 1:5 @ A1
Date: 11-05-2018	Drawing No: WPI P002 NI - 2 PVE-PR-FF-J-05.2	Revision: 1.0	

Section A-A through External Wall  
Scale: 1:5



SECONDARY GLAZING SHOWN IN RED FOR VISUAL CLARITY ONLY

Revision	Date	Assessment
1.0	11-05-2018	Issued for listed building consent application

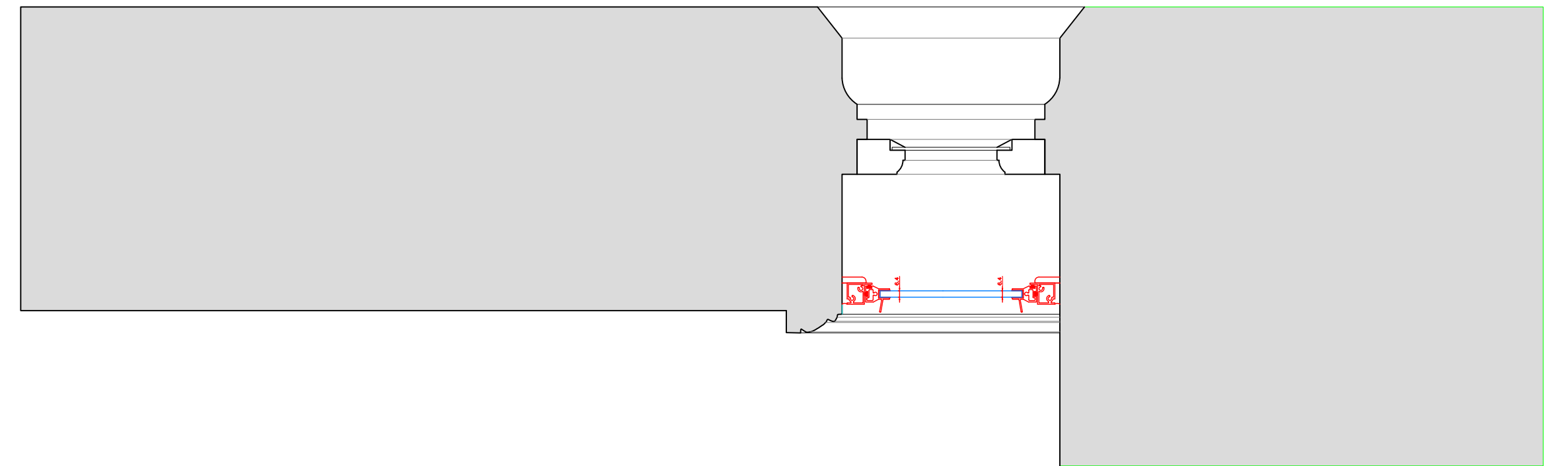
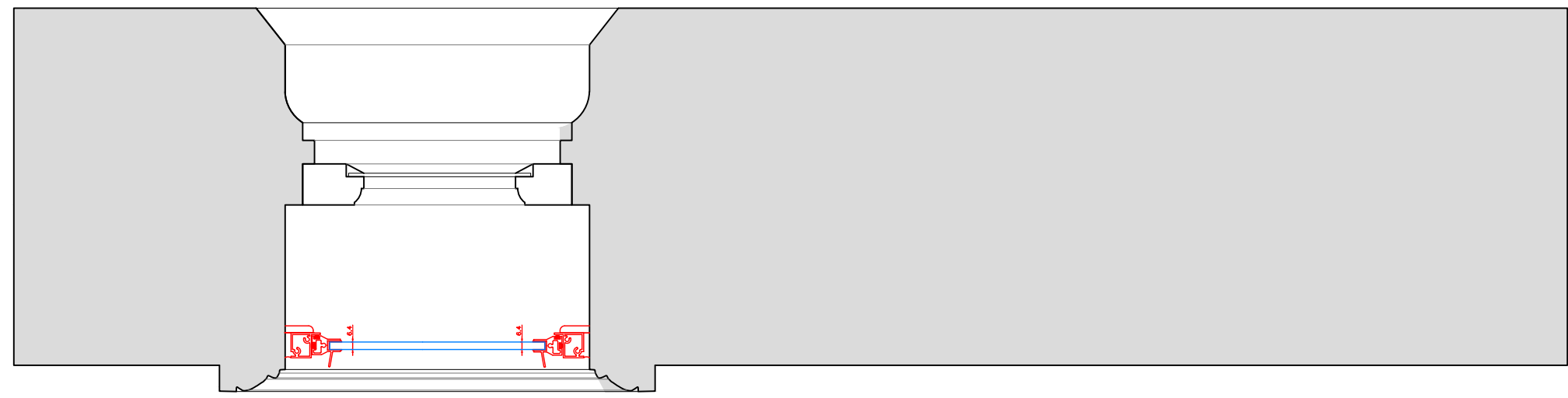
Do not reproduce this drawing without written permission  
All dimensions are in millimetres unless stated otherwise

**hs** *engine for growth*  
High Speed (HS2) Limited  
25th Floor  
One Canada Square  
Canary Wharf  
London E14 5AB

**COSTAIN SKANSKA**  
Costain Skanska Joint Venture  
UCL Building  
132 Hampstead Road  
London  
NW1 2PS

Site Address: 2 Park Village East, London NW1			
Drawing Title: First Floor Master Bathroom Side: PROPOSED Secondary Glazing Details - Sheet 4 of 5			
Drawn by: AP & PB	Checked by: AP	Presented by: GA	Revision: as shown @ A1
Date: 11-05-2018	Drawing No: WPI P002 NI - 2 PVE-PR-FF-J-05.3	Revision: 1.0	

Plan Section B-B  
Scale: 1:5



SECONDARY GLAZING SHOWN IN RED FOR VISUAL CLARITY ONLY

Revision	Date	Assessment
1.0	11-05-2018	Issued for listed building consent application

Do not reproduce this drawing without written permission  
All dimensions are in millimetres unless stated otherwise

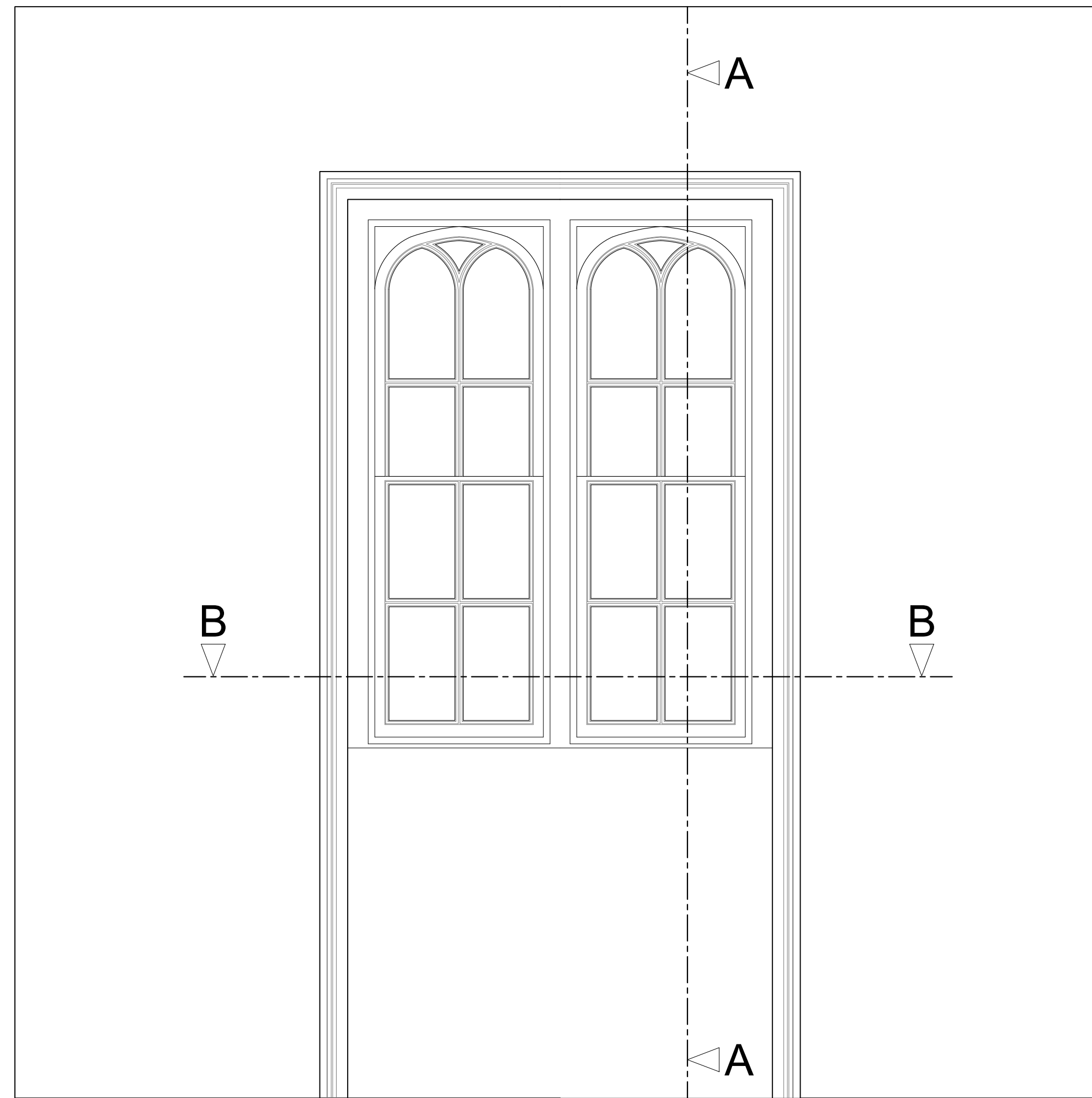
**hs** *engine for growth*  
High Speed (HS2) Limited  
25th Floor  
One Canada Square  
Canary Wharf  
London E14 5AB

**COSTAIN SKANSKA**  
Costain Skanska Joint Venture  
UCL Building  
132 Hampstead Road  
London  
NW1 2PS

Site Address: 2 Park Village East, London NW1			
Drawing Title: First Floor Master Bathroom Side: PROPOSED Secondary Glazing Details - Sheet 5 of 5			
Drawn by: AP & PB	Checked by: AP	Reviewed by: GA	Presentation Scale: as shown @ A1
Date: 11-05-2018	Drawing No: WPI P002 NI - 2 PVE-PR-FF-J-05.4	Revision: 1.0	

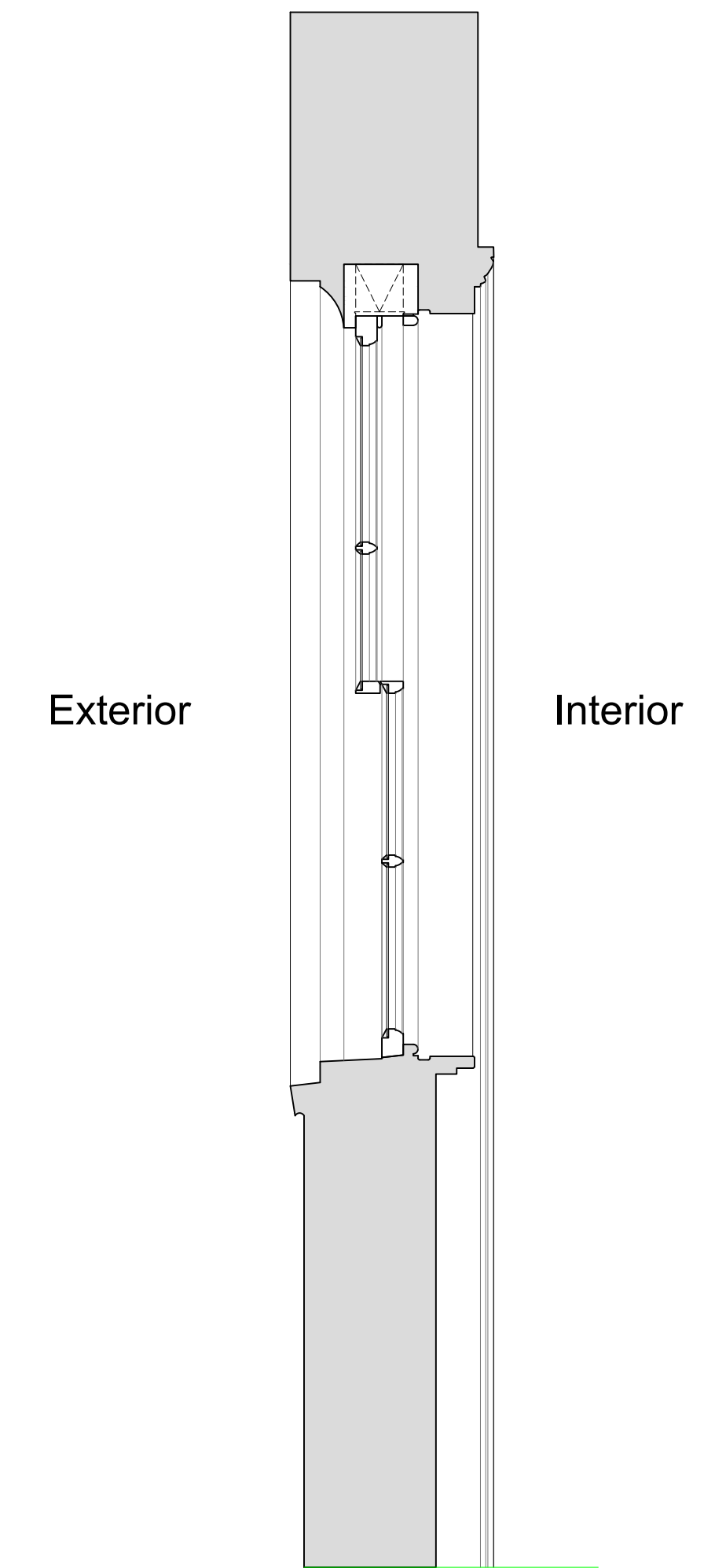
Internal Room Elevation

Scale: 1:10



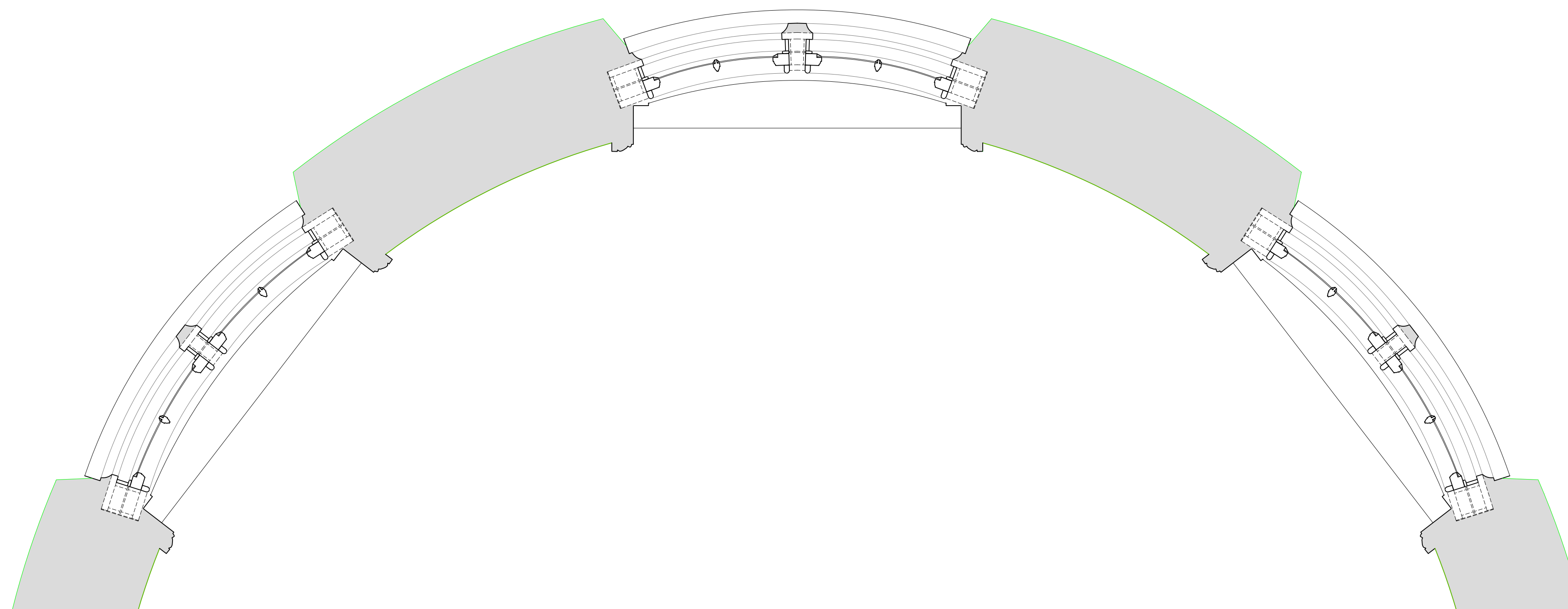
Section A-A through External Wall

Scale: 1:10



Plan Section B-B

Scale: 1:10



Revision	Date	Amendment
1.0	11-05-2018	Issued for listed building consent application

Do not reproduce this drawing without written permission  
All dimensions are in millimetres unless stated otherwise

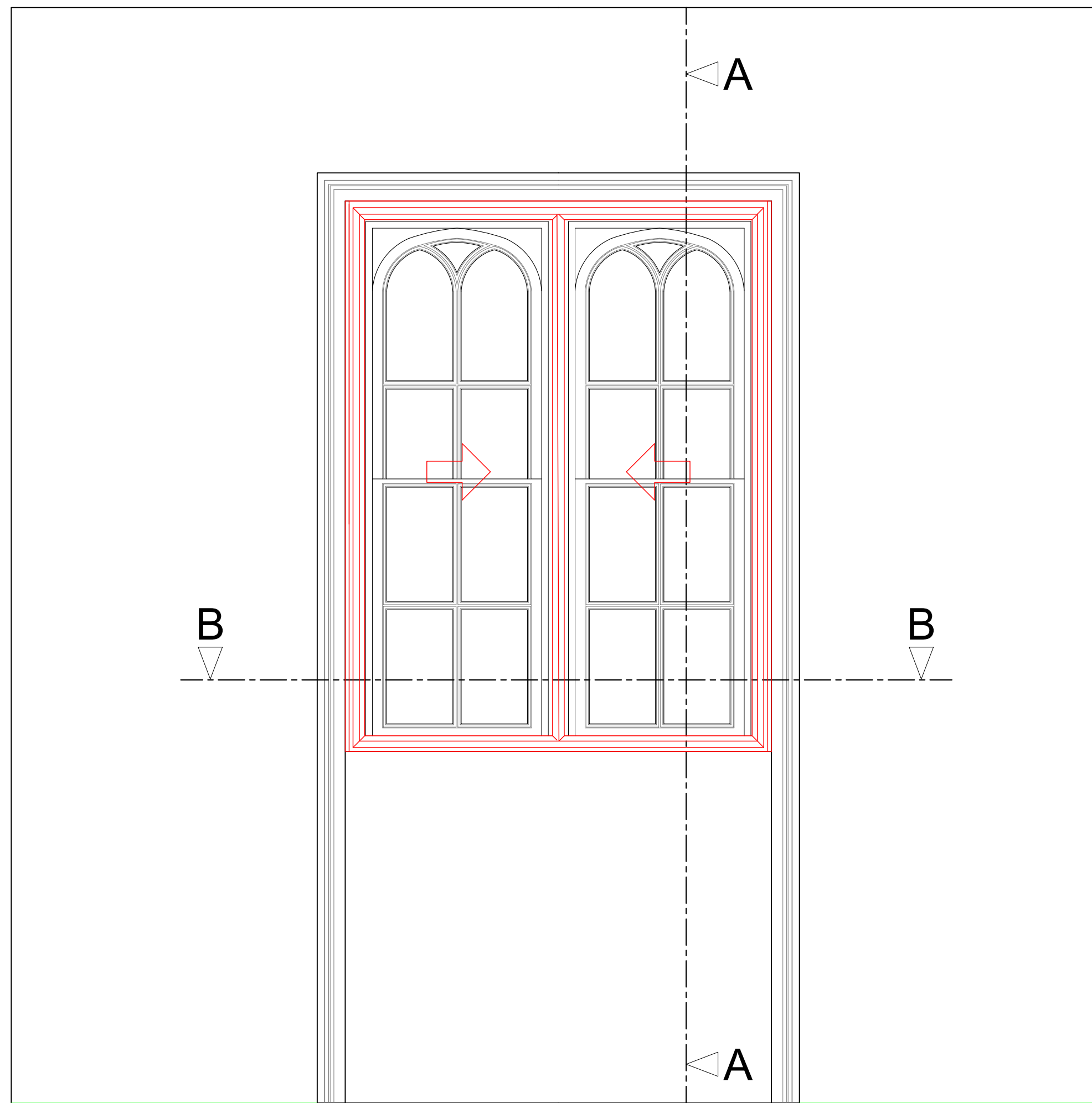
**hs** engine for growth  
High Speed (HS2) Limited  
25th Floor  
One Canada Square  
Canary Wharf  
London E14 5AB

**COSTAIN SKANSKA**  
Costain Skanska Joint Venture  
UCL Building  
132 Hampstead Road  
London  
NW1 2PS

Site Address: 2 Park Village East, London NW1			
Drawing Title: First Floor Master Bedroom: EXISTING Window Joinery Details - Sheet 1 of 5			
Drawn by: AP & PB	Drawn by: AP	Checked by: GA	Presentation Scale: as shown @ A1
Date: 11-05-2018	Drawing No: WPI P002 NI - 2 PVE-EX-FF-J-06	Revision: 1.0	

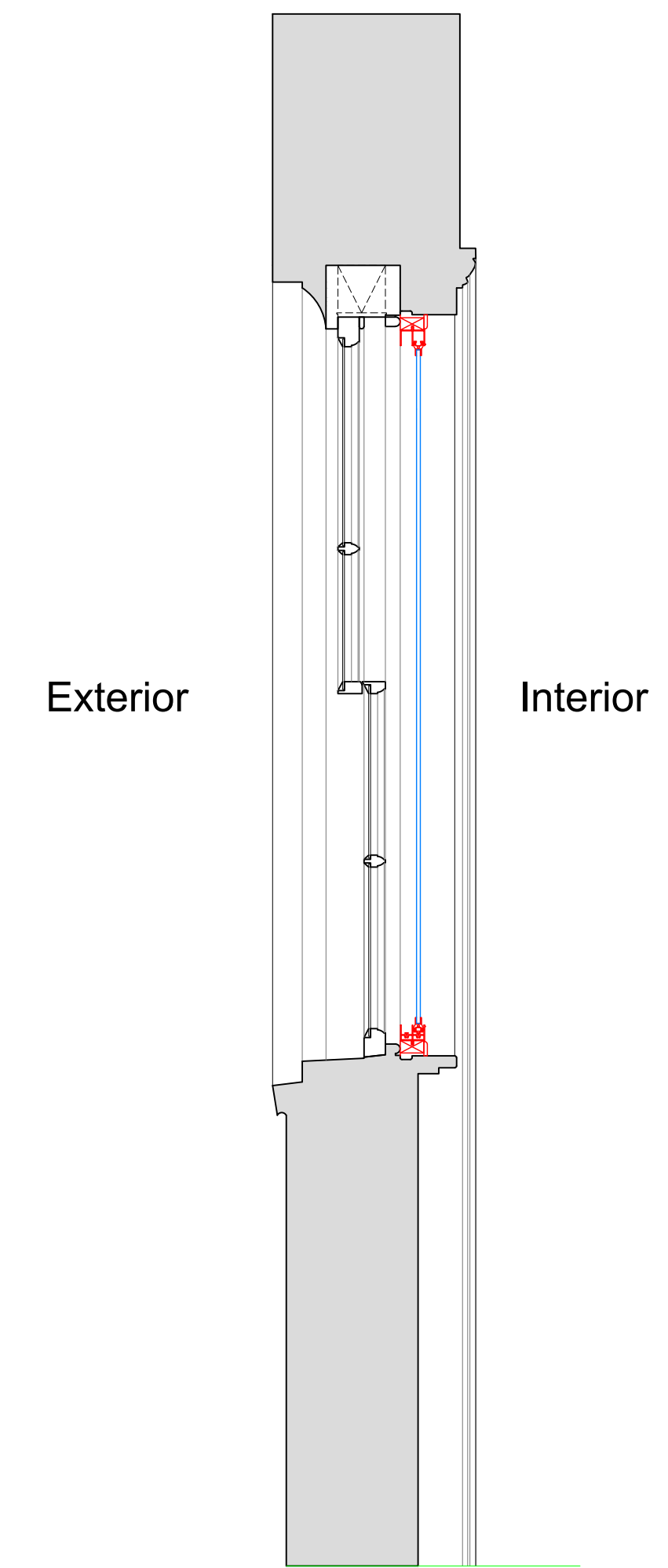
Internal Room Elevation with Secondary Glazing Installed

Scale: 1:10



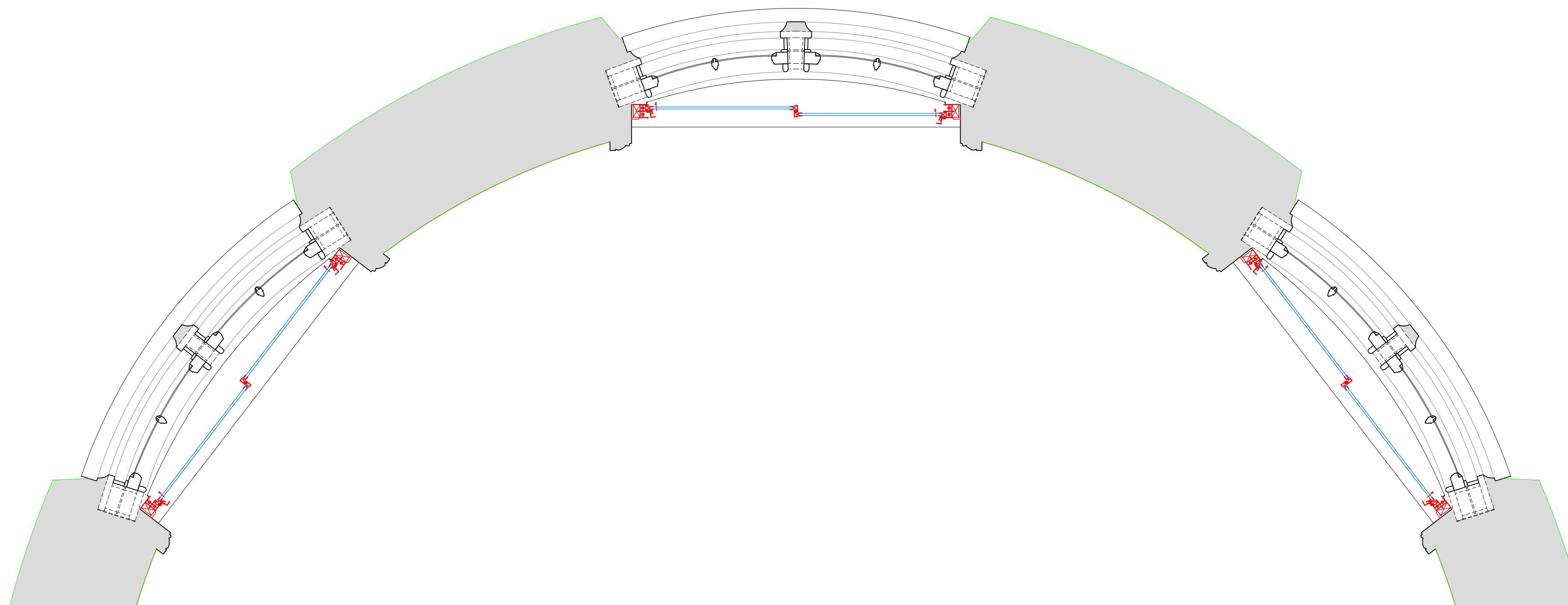
Section A-A through External Wall with Secondary Glazing Installed

Scale: 1:10



Plan Section B-B with Secondary Glazing Installed

Scale: 1:10



SECONDARY GLAZING SHOWN IN RED FOR VISUAL CLARITY ONLY

Revision	Date	Amendment
1.0	11-05-2018	Issued for listed building consent application

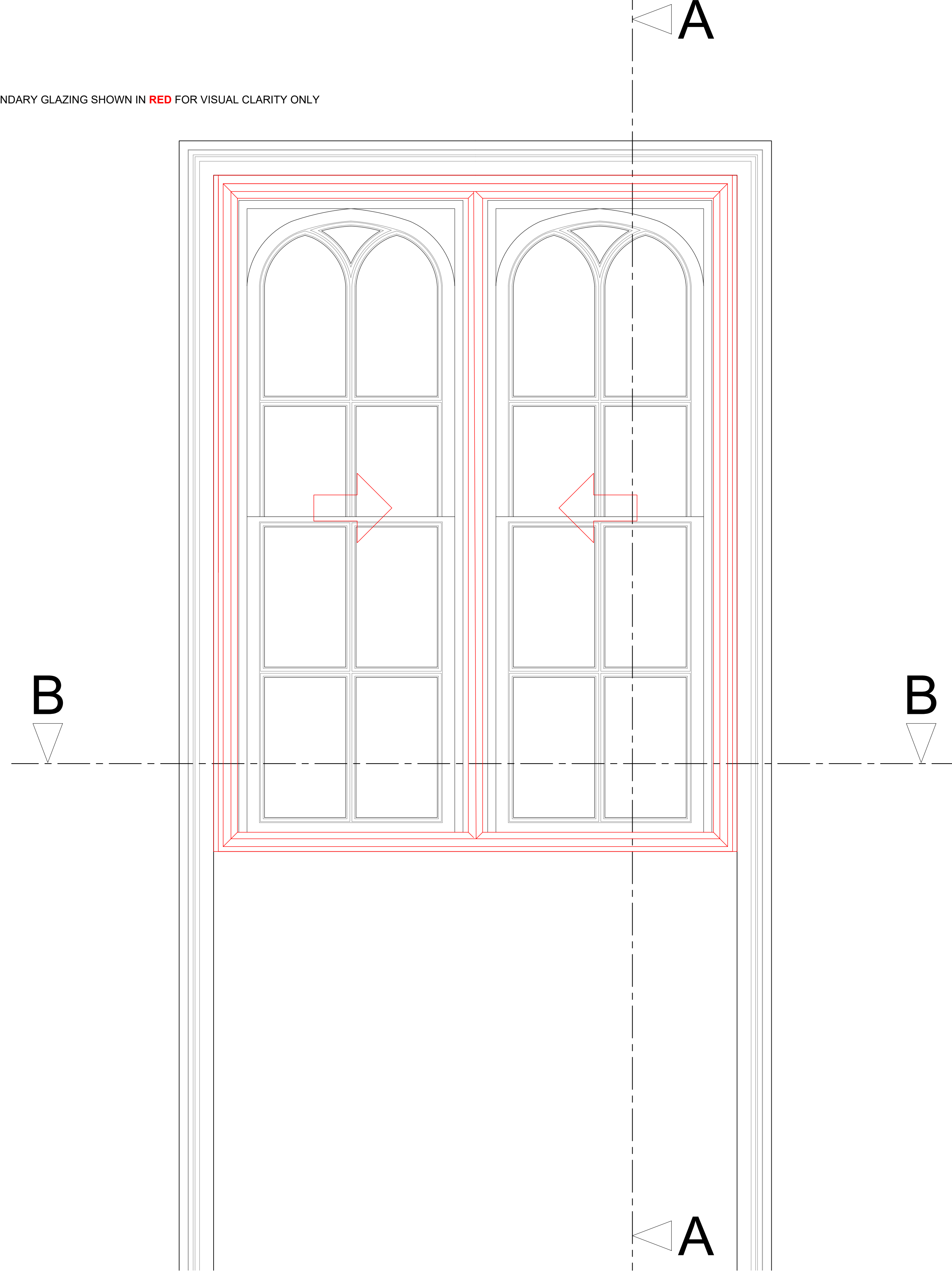
Do not reproduce this drawing without written permission  
All dimensions are in millimetres unless stated otherwise

**hs** engine for growth  
High Speed (HS2) Limited  
25th Floor  
One Canada Square  
Canary Wharf  
London E14 5AB

**COSTAIN SKANSKA**  
Costain Skanska Joint Venture  
UCL Building  
132 Hampstead Road  
London  
NW1 2PS

Site Address: 2 Park Village East, London NW1			
Drawing Title: First Floor Master Bedroom: PROPOSED Secondary Glazing Details - Sheet 2 of 5			
Drawn by: AP & PB	Checked by: AP	Reviewed by: GA	Presented by: as shown @ A1
Date: 11-05-2018	Drawing No: WPI P002 NI - 2 PVE-PR-FF-J-06.1	Revision: 1.0	

SECONDARY GLAZING SHOWN IN RED FOR VISUAL CLARITY ONLY



Revision	Date	Assessment
1.0	11-05-2018	Issued for listed building consent application

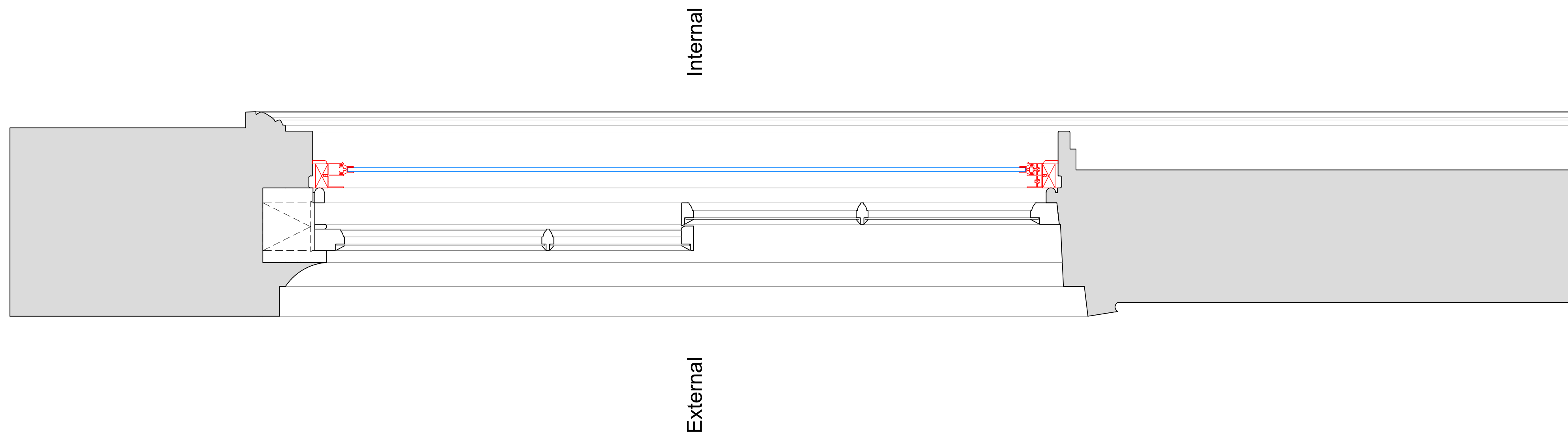
Do not reproduce this drawing without written permission  
All dimensions are in millimetres unless stated otherwise

**hs2** *engine for growth*  
High Speed (HS2) Limited  
25th Floor  
One Canada Square  
Canary Wharf  
London E14 5AB

**COSTAIN SKANSKA**  
Costain Skanska Joint Venture  
UCL Building  
132 Hampstead Road  
London  
NW1 2PS

Site Address: 2 Park Village East, London NW1			
Drawing Title: First Floor Master Bedroom: PROPOSED Secondary Glazing Details - Sheet 3 of 5			
Drawn by: AP & PB	Checked by: AP	Presented by: GA	Scale: 1:5 @ A1
Date: 11-05-2018	Drawing No: WPI P002 NI - 2 PVE-PR-FF-J-06.2		Revision: 1.0

Section A-A through External Wall  
Scale: 1:5



SECONDARY GLAZING SHOWN IN RED FOR VISUAL CLARITY ONLY

Revision	Date	Assessment
1.0	11-05-2018	Issued for listed building consent application

Do not reproduce this drawing without written permission  
All dimensions are in millimetres unless stated otherwise

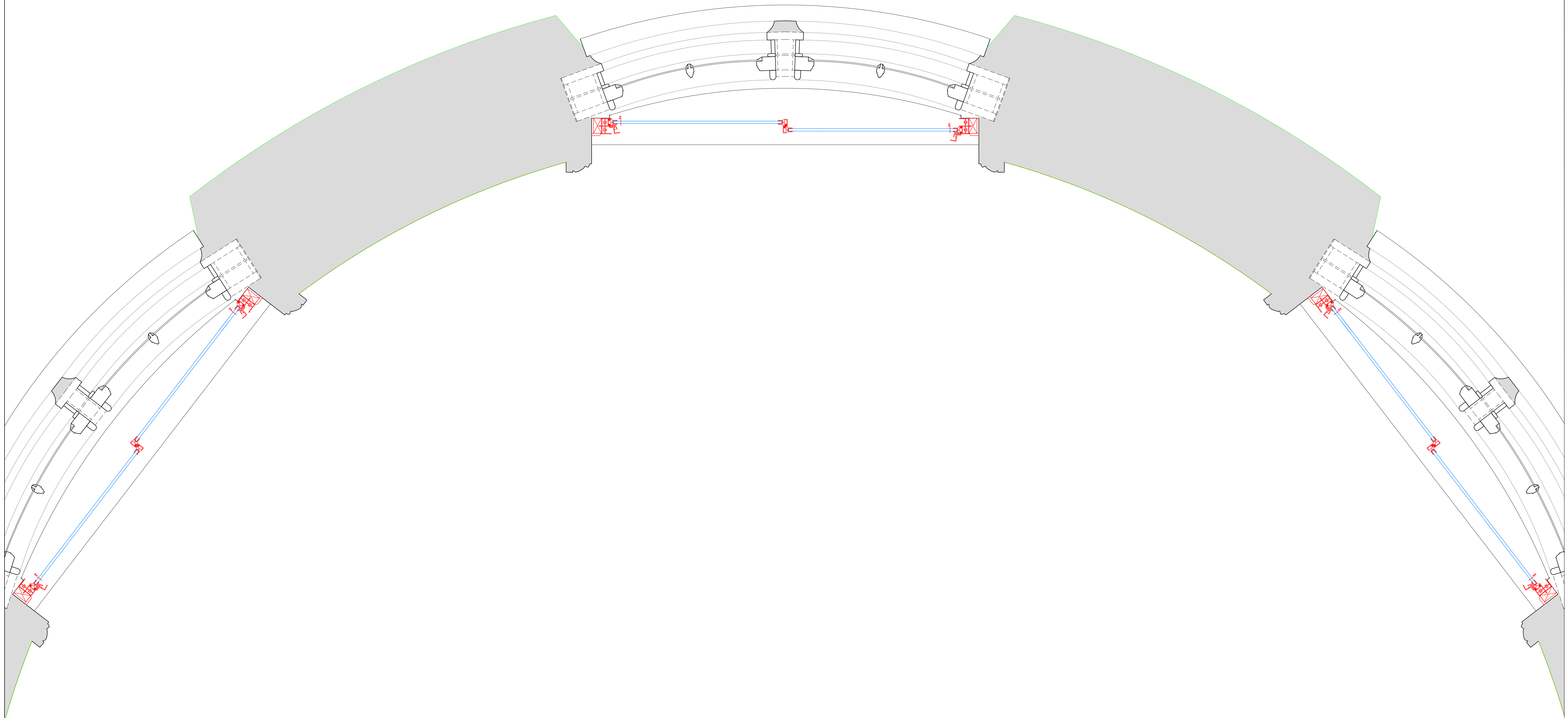
**hs** engine for growth  
High Speed (HS2) Limited  
25th Floor  
One Canada Square  
Canary Wharf  
London E14 5AB

**COSTAIN SKANSKA**  
Costain Skanska Joint Venture  
UCL Building  
132 Hampstead Road  
London  
NW1 2PS

Site Address: 2 Park Village East, London NW1			
Drawing Title: First Floor Master Bedroom: PROPOSED Secondary Glazing Details - Sheet 4 of 5			
Drawn by: AP & PB	Checked by: AP	Presented by: GA	Revision: as shown @ A1
Date: 11-05-2018	Drawing No: WPI P002 NI - 2 PVE-PR-FF-J-06.3		Revision: 1.0



Plan Section B-B  
Scale: 1:5



SECONDARY GLAZING SHOWN IN RED FOR VISUAL CLARITY ONLY

Revision	Date	Assessment
1.0	11-05-2018	Issued for listed building consent application

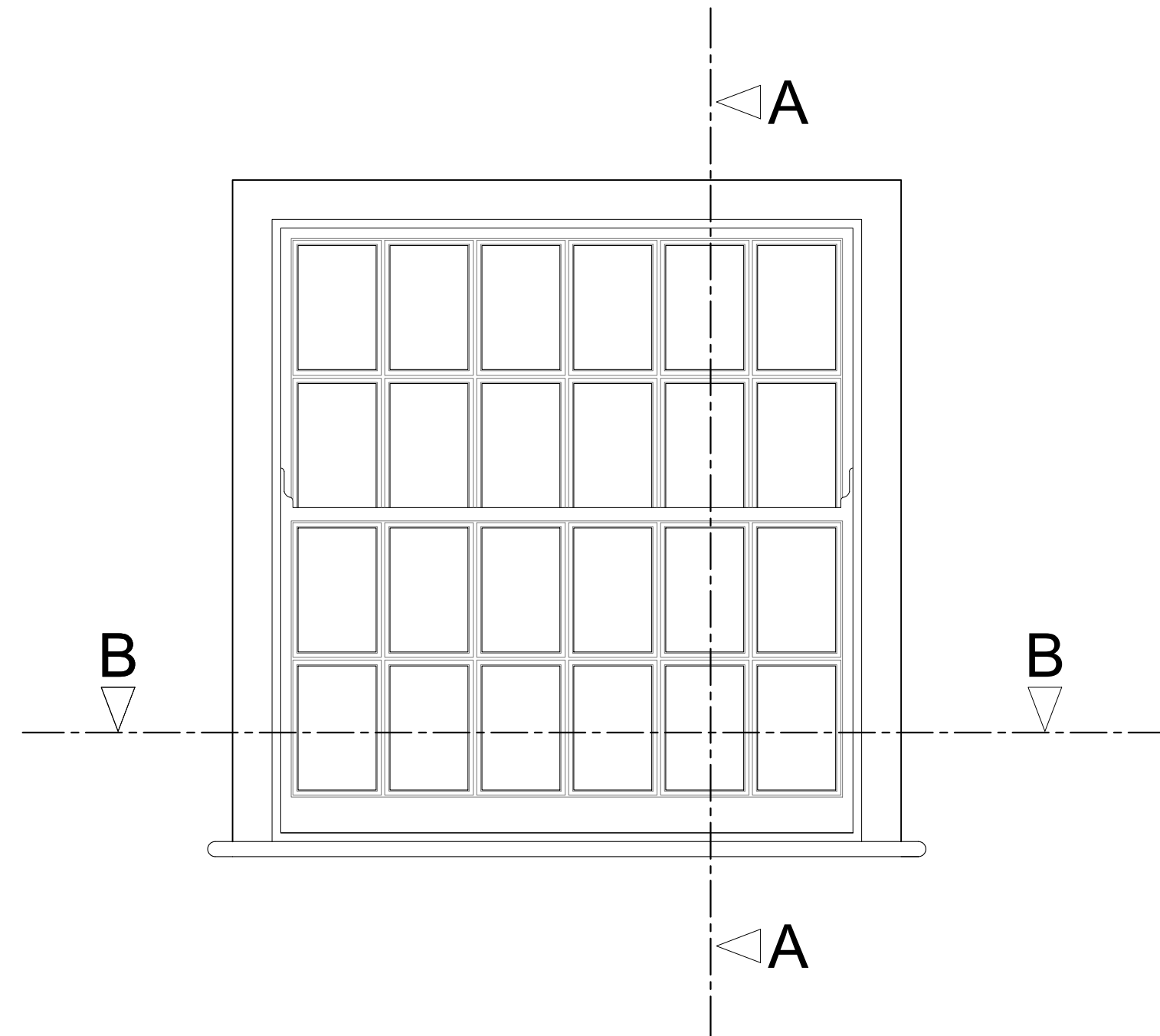
Do not reproduce this drawing without written permission  
All dimensions are in millimetres unless stated otherwise

**hs** *engine for growth*  
High Speed (HS2) Limited  
25th Floor  
One Canada Square  
Canary Wharf  
London E14 5AB

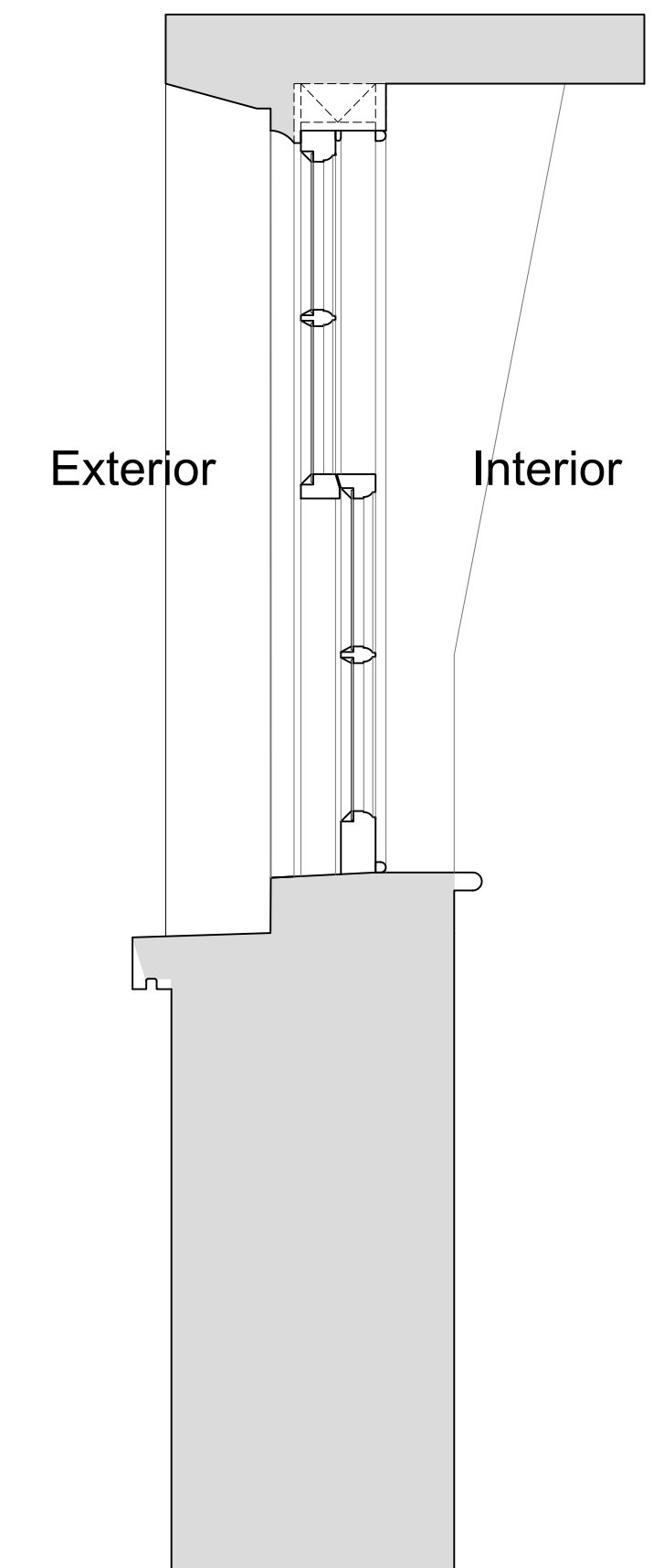
**COSTAIN SKANSKA**  
Costain Skanska Joint Venture  
UCL Building  
132 Hampstead Road  
London  
NW1 2PS

Site Address: 2 Park Village East, London NW1			
Drawing Title: First Floor Master Bedroom: PROPOSED Secondary Glazing Details - Sheet 5 of 5			
Drawn by: AP & PB	Drawn by: AP	Checked by: GA	Presentation Scale: as shown @ A1
Date: 11-05-2018	Drawing No: WPI P002 NI - 2 PVE-PR-FF-J-06.4	Revision: 1.0	

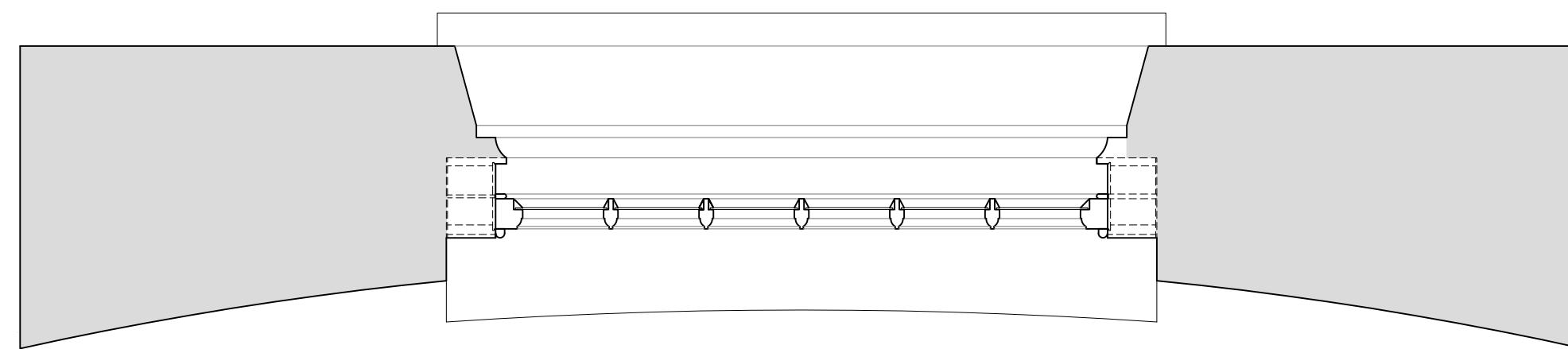
Internal Room Elevation  
Scale: 1:10



Section A-A through External Wall  
Scale: 1:10



Plan Section B-B  
Scale: 1:10



Revision	Date	Amendment
1.0	11-05-2018	Issued for listed building consent application

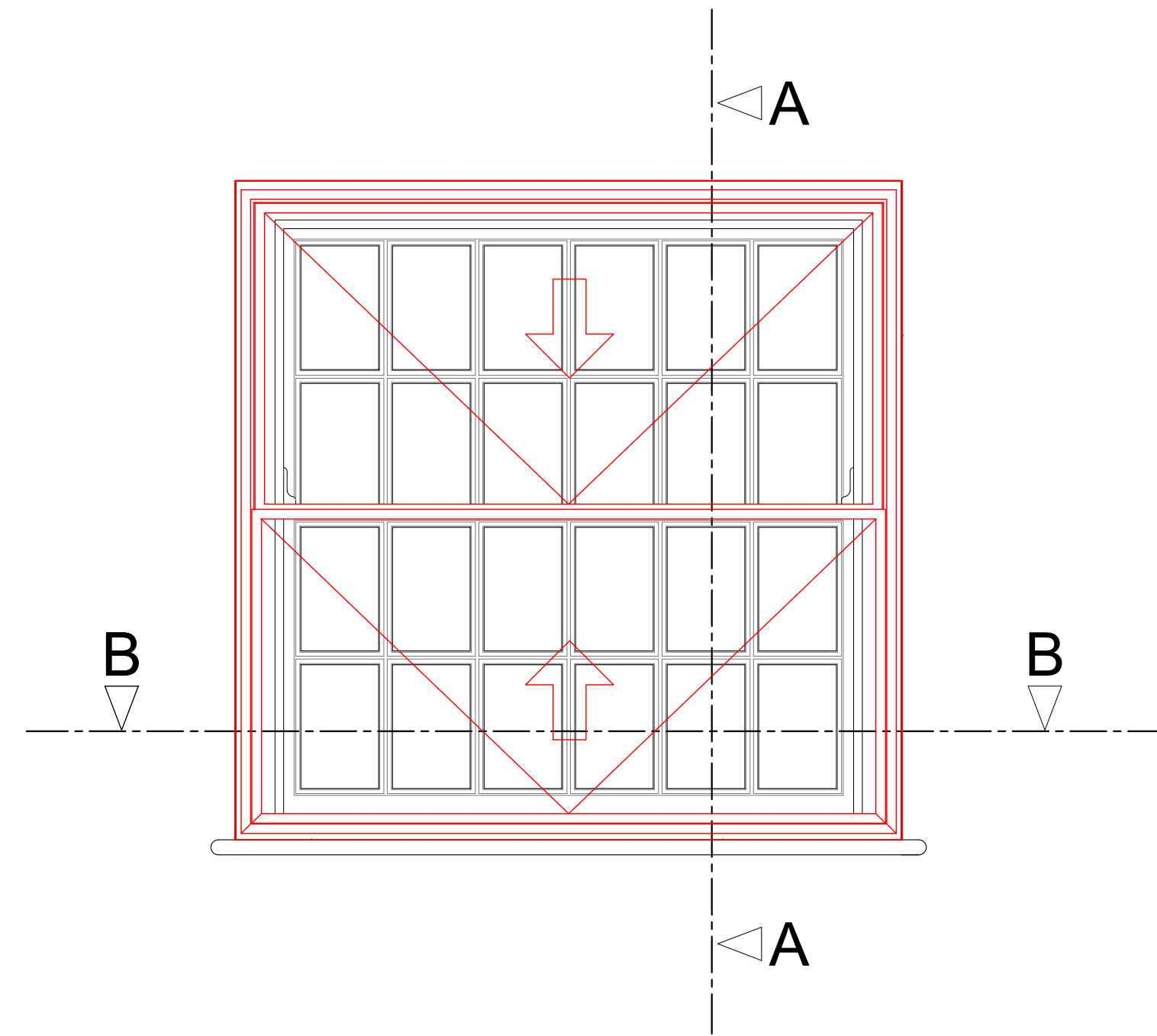
Do not reproduce this drawing without written permission  
All dimensions are in millimetres unless stated otherwise



Site Address: 2 Park Village East, London NW1			
Drawing Title: Second Floor Bedroom B: EXISTING Window Joinery Details - Sheet 1 of 5			
Drawn by: AP & PB	Checked by: PB	Checked by: GA	Presentation Scale: as shown @ A1
Date: 11-05-2018	Drawing No: WPI P002 NI - 2 PVE-EX-SF-J-07	Revision: 1.0	

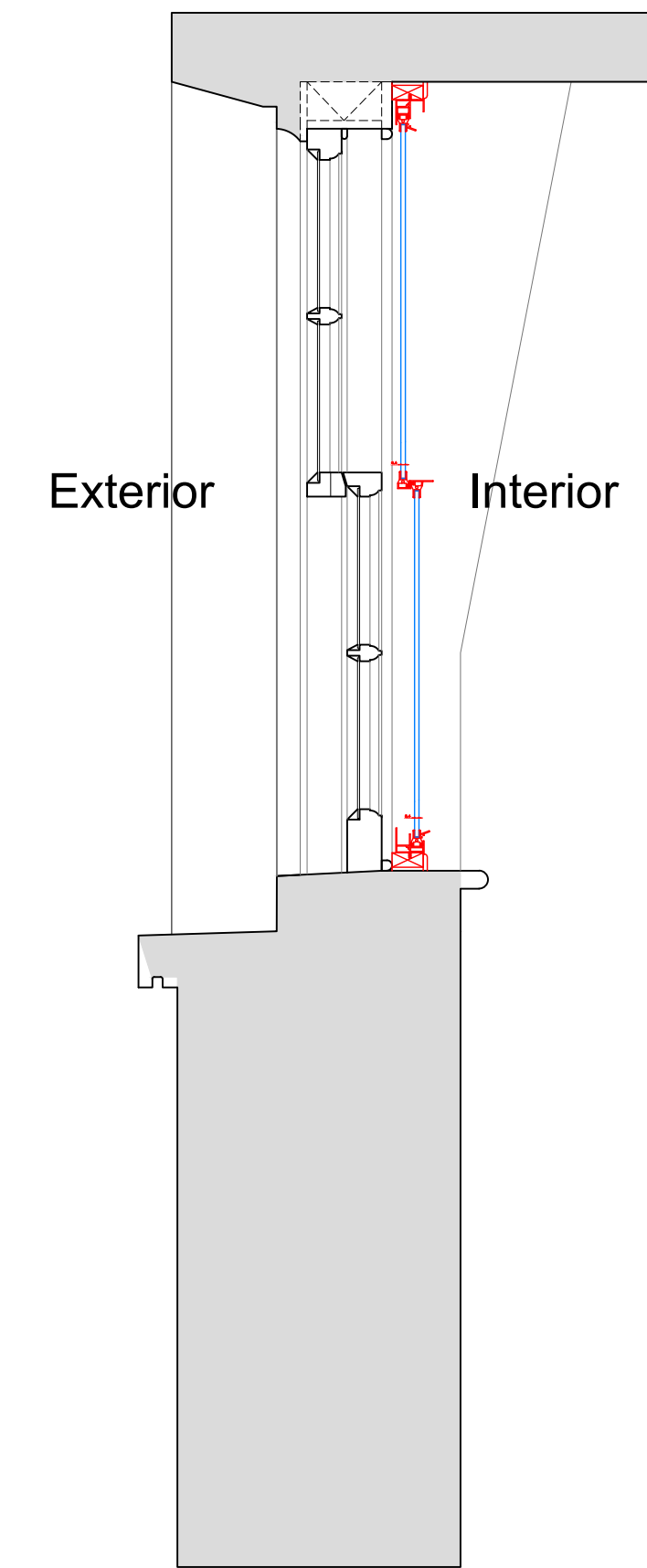
Internal Room Elevation with Secondary Glazing Installed

Scale: 1:10



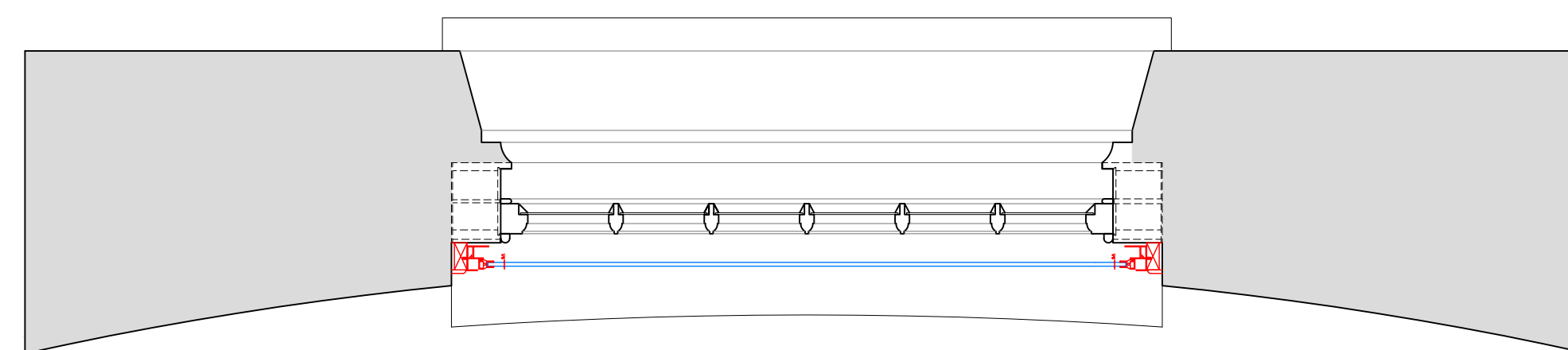
Section A-A through External Wall with Secondary Glazing Installed

Scale: 1:10



Plan Section B-B with Secondary Glazing Installed

Scale: 1:10



SECONDARY GLAZING SHOWN IN RED FOR VISUAL CLARITY ONLY

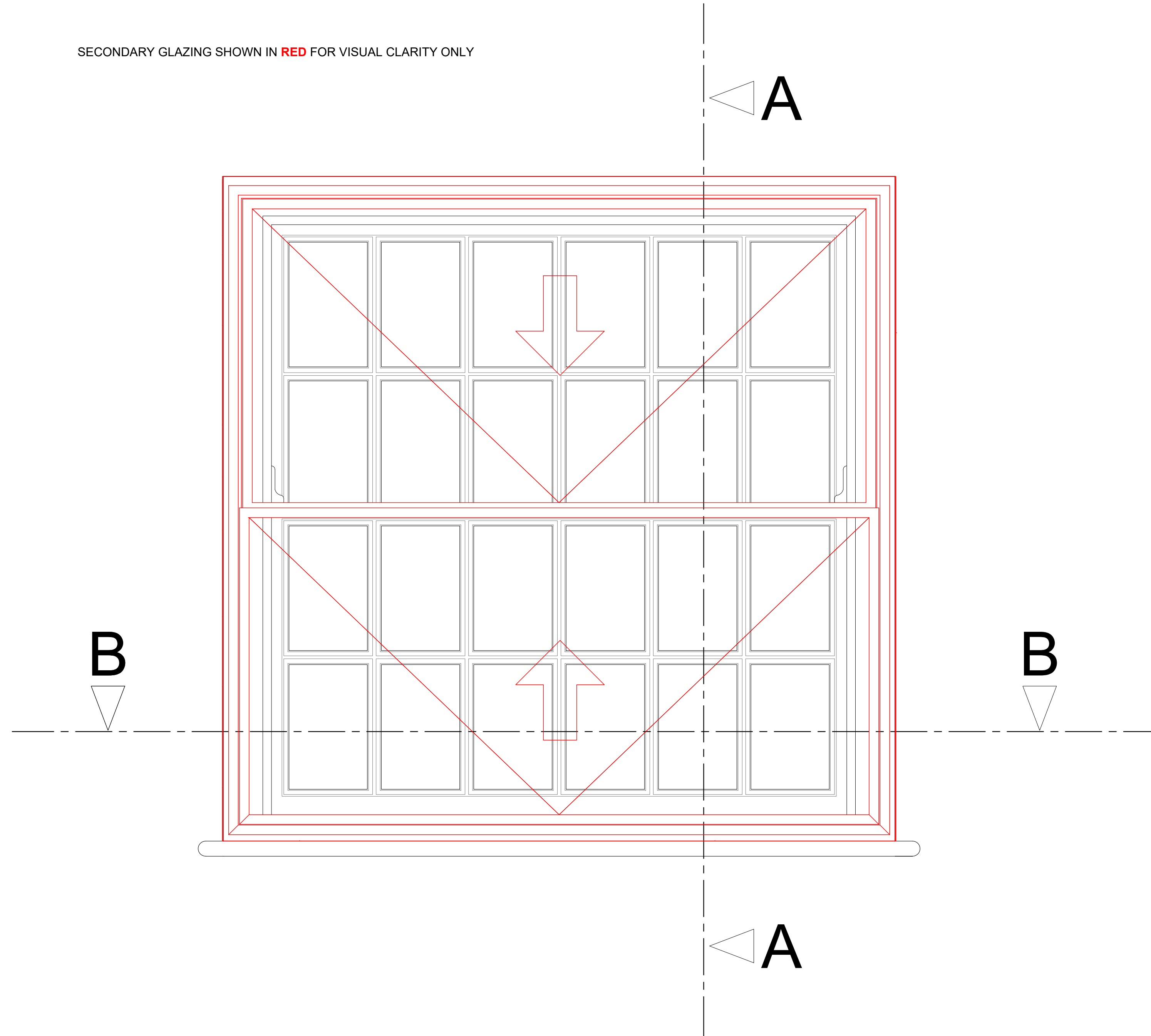
Revision	Date	Assessment
1.0	11-05-2018	Issued for listed building consent application

Do not reproduce this drawing without written permission  
All dimensions are in millimetres unless stated otherwise



Site Address: 2 Park Village East, London NW1			
Drawing Title: Second Floor Bedroom B: PROPOSED Secondary Glazing Details - Sheet 2 of 5			
Drawn by: AP & PB	Checked by: PB	Checked by: GA	Preparation Scale: as shown @ A1
Date: 11-05-2018	Drawing No: WPI P002 NI - 2 PVE-PR-SF-J-07.1	Revision: 1.0	

SECONDARY GLAZING SHOWN IN RED FOR VISUAL CLARITY ONLY



Internal Elevation with shutters open

Revision	Date	Assessment
1.0	11-05-2018	Issued for listed building consent application

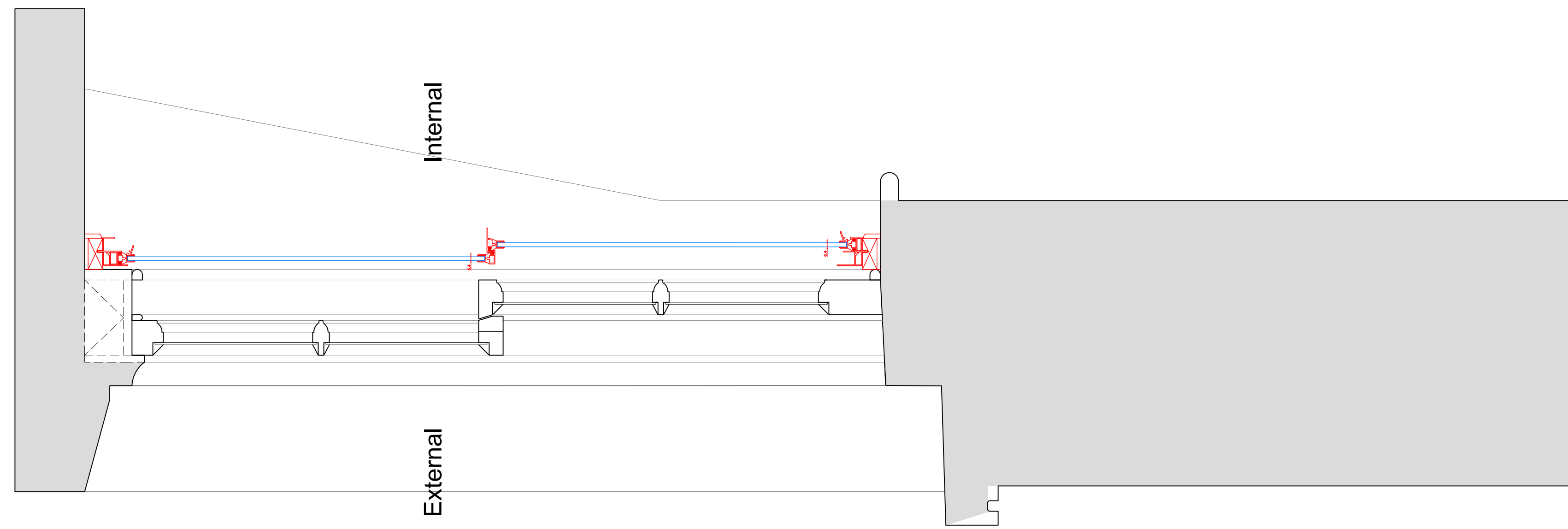
Do not reproduce this drawing without written permission  
All dimensions are in millimetres unless stated otherwise

**hs** *engine for growth*  
High Speed (HS2) Limited  
25th Floor  
One Canada Square  
Canary Wharf  
London E14 5AB

**COSTAIN SKANSKA**  
Costain Skanska Joint Venture  
UCL Building  
132 Hampstead Road  
London  
NW1 2PS

Site Address: 2 Park Village East, London NW1			
Drawing Title: Second Floor Bedroom B: PROPOSED Secondary Glazing Details - Sheet 3 of 5			
Drawn by: AP & PB	Checked by: PB	Presented by: GA	Scale: 1:5 @ A1
Date: 11-05-2018	Drawing No: WPI P002 NI - 2 PVE-PR-SF-J-07.2	Revision: 1.0	

Section A-A through External Wall  
Scale: 1:5



SECONDARY GLAZING SHOWN IN RED FOR VISUAL CLARITY ONLY

Revision	Date	Assessment
1.0	11-05-2018	Issued for listed building consent application

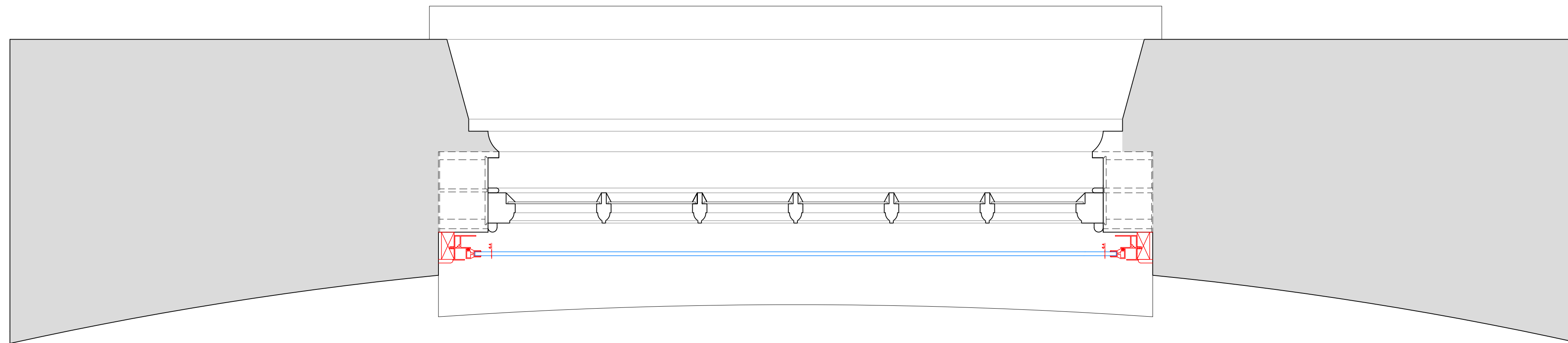
Do not reproduce this drawing without written permission  
All dimensions are in millimetres unless stated otherwise

**hs** *engine for growth*  
High Speed (HS2) Limited  
25th Floor  
One Canada Square  
Canary Wharf  
London E14 5AB

**COSTAIN SKANSKA**  
Costain Skanska Joint Venture  
UCL Building  
132 Hampstead Road  
London  
NW1 2PS

Site Address: 2 Park Village East, London NW1			
Drawing Title: Second Floor Bedroom B: PROPOSED Secondary Glazing Details - Sheet 4 of 5			
Drawn by: AP & PB	Checked by: PB	Checked by: GA	Presentation Scale: as shown @ A1
Date: 11-05-2018	Drawing No: WPI P002 NI - 2 PVE-PR-SF-J-07.3	Revision: 1.0	

Plan Section B-B  
Scale: 1:5



SECONDARY GLAZING SHOWN IN RED FOR VISUAL CLARITY ONLY

Revision	Date	Assessment
1.0	11-05-2018	Issued for listed building consent application

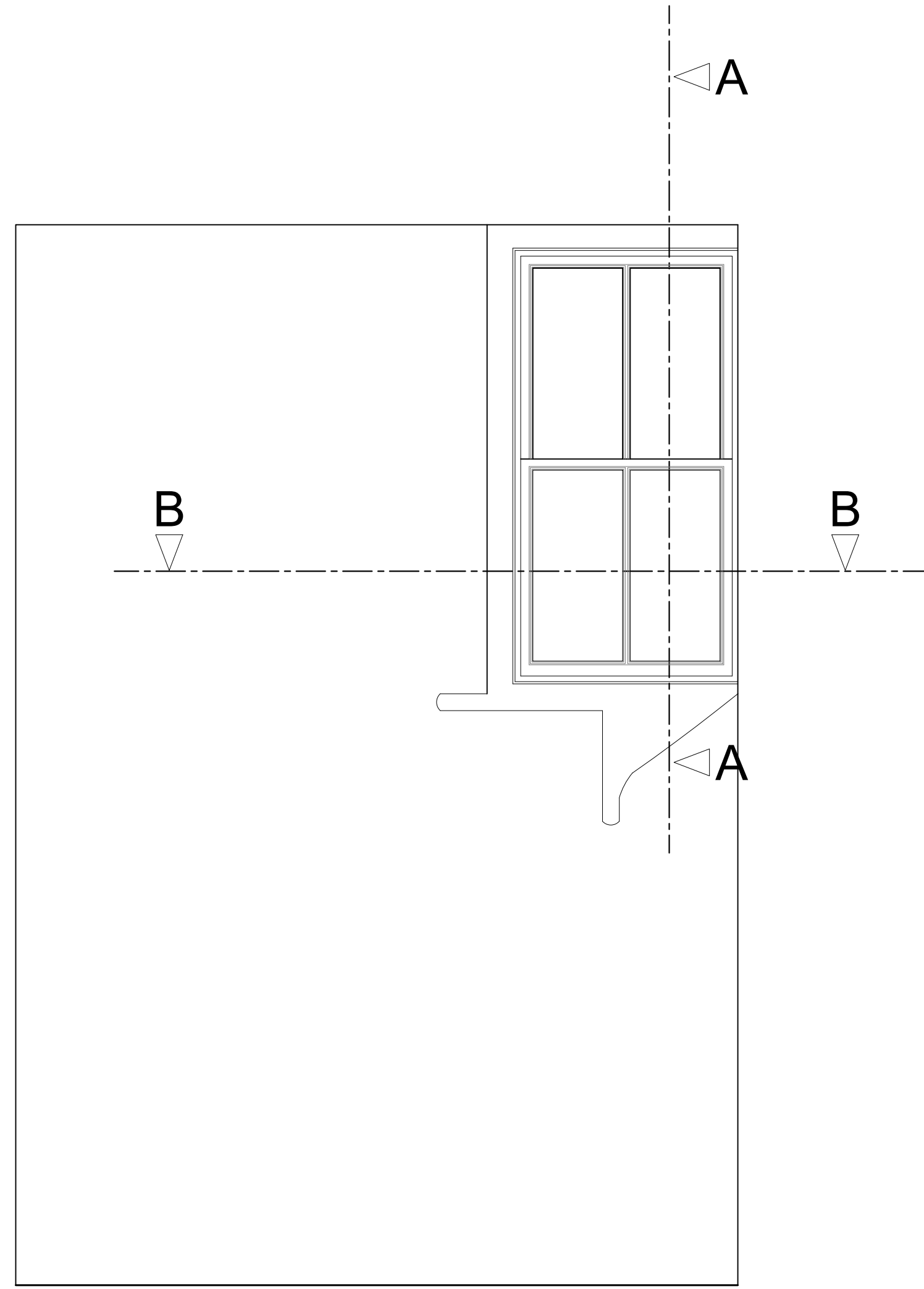
Do not reproduce this drawing without written permission  
All dimensions are in millimetres unless stated otherwise

**hs** *engine for growth*  
High Speed (HS2) Limited  
25th Floor  
One Canada Square  
Canary Wharf  
London E14 5AB

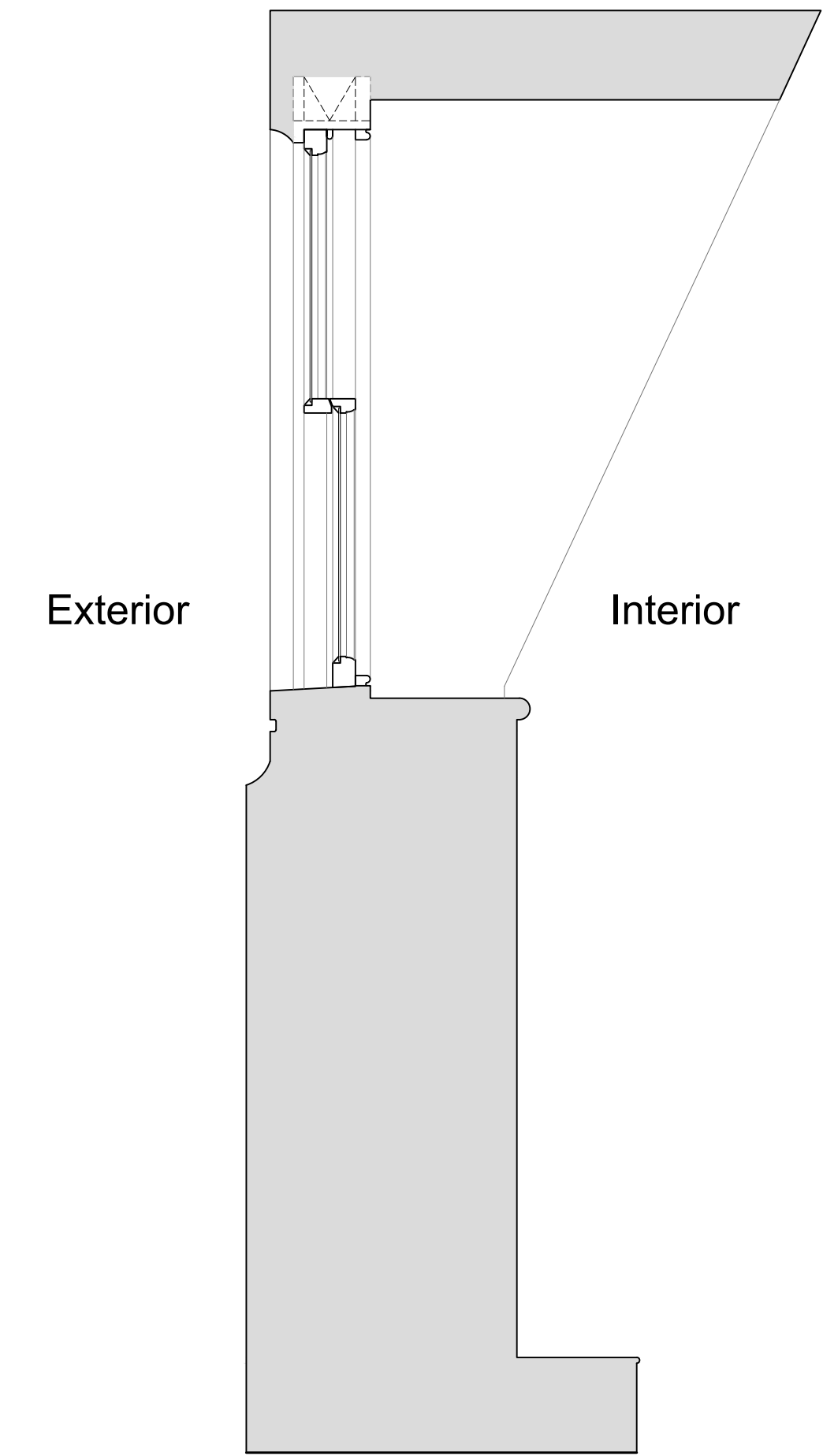
**COSTAIN SKANSKA**  
Costain Skanska Joint Venture  
UCL Building  
132 Hampstead Road  
London  
NW1 2PS

Site Address: 2 Park Village East, London NW1			
Drawing Title: Second Floor Bedroom B: PROPOSED Secondary Glazing Details - Sheet 5 of 5			
Drawn by: AP & PB	Checked by: PB	Presented by: GA	Scale: as shown @ A1
Date: 11-05-2018	Drawing No: WPI P002 NI - 2 PVE-PR-SF-J-07.4	Revision: 1.0	

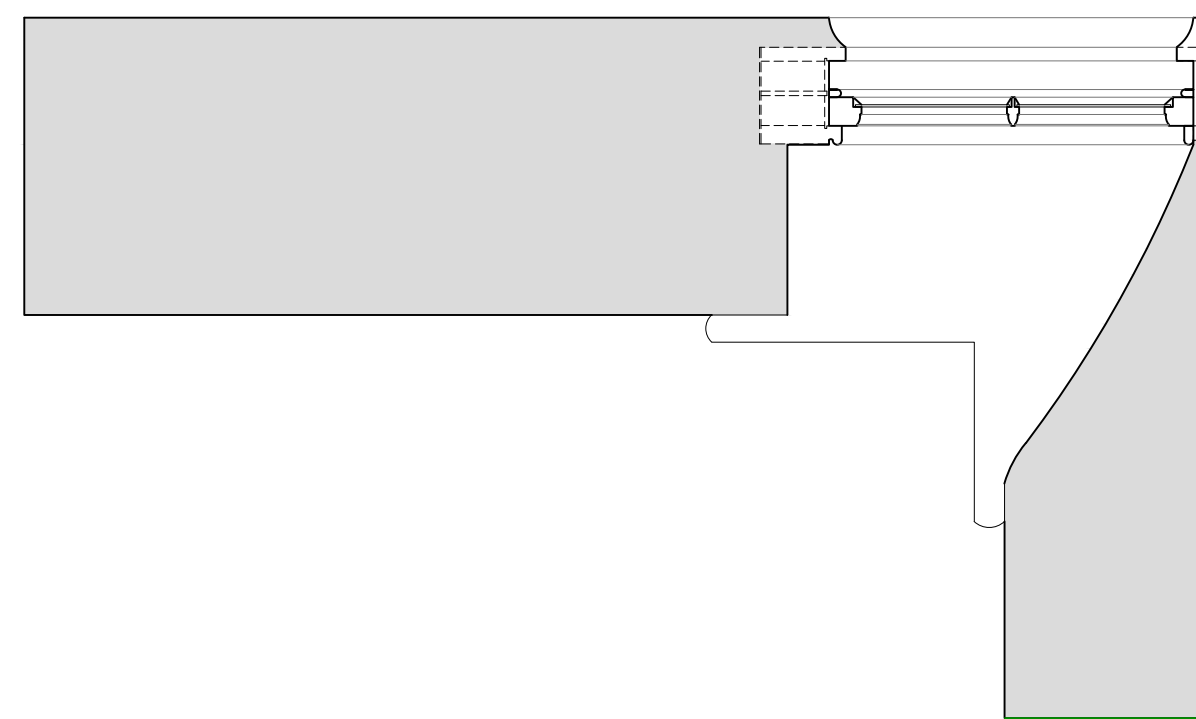
Internal Room Elevation  
Scale: 1:10



Section A-A through External Wall  
Scale: 1:10



Plan Section B-B  
Scale: 1:10



Revision	Date	Assessment
1.0	11-06-2018	Issued for listed building consent application

Do not reproduce this drawing without written permission  
All dimensions are in millimetres unless stated otherwise

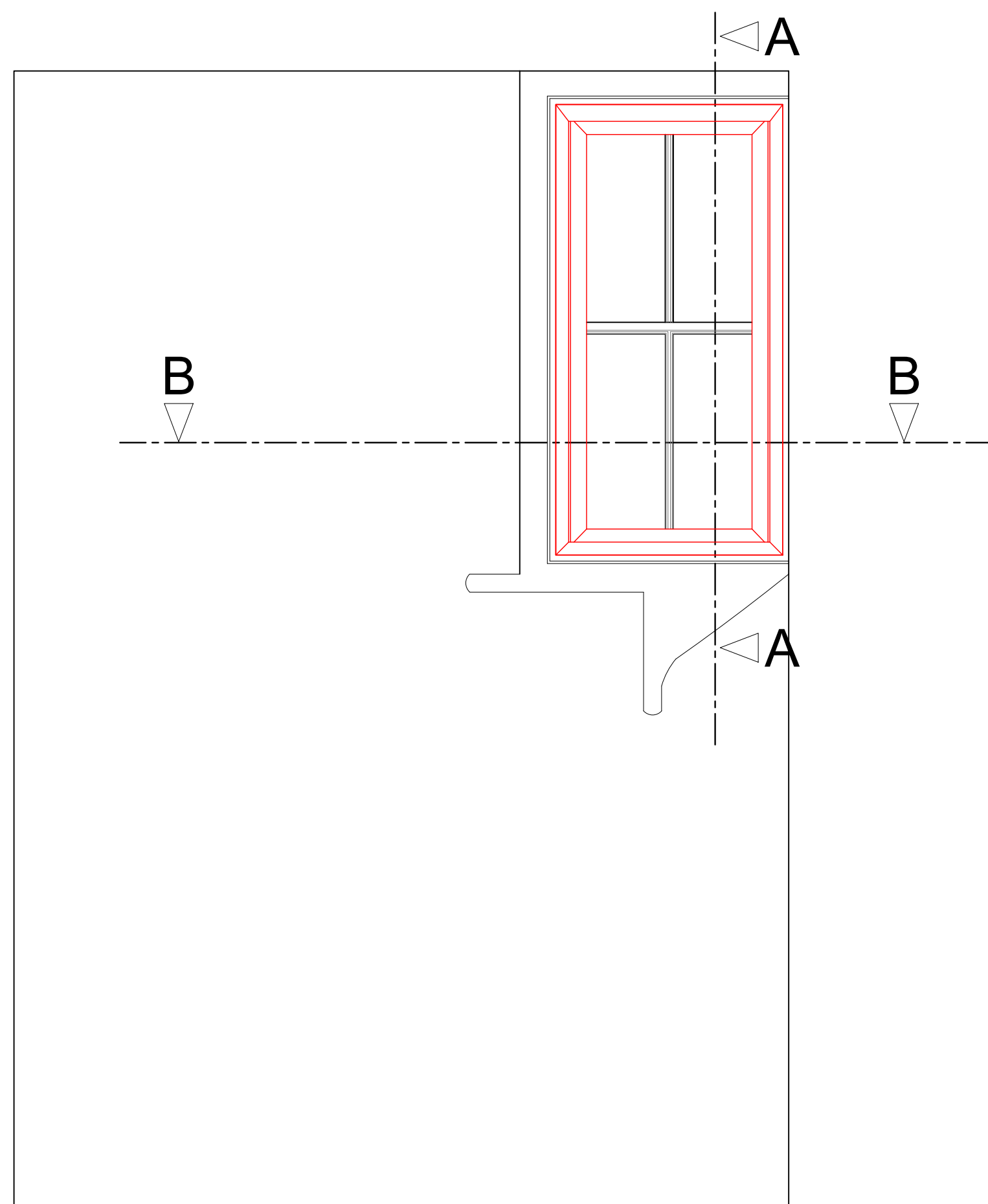


Site Address:			
2 Park Village East, London NW1			
Drawing Title:			
Second Floor Landing/Staircase: EXISTING Window Joinery Details - Sheet 1 of 5			
Drawn by:	Checked by:	Presentation Scale:	
AP & PB	AP	GA	as shown @ A1
Date:	Drawing No:	Revision:	
11-06-2018	WPI P002 NI - 2 PVE-EX-SF-J-08	1.0	



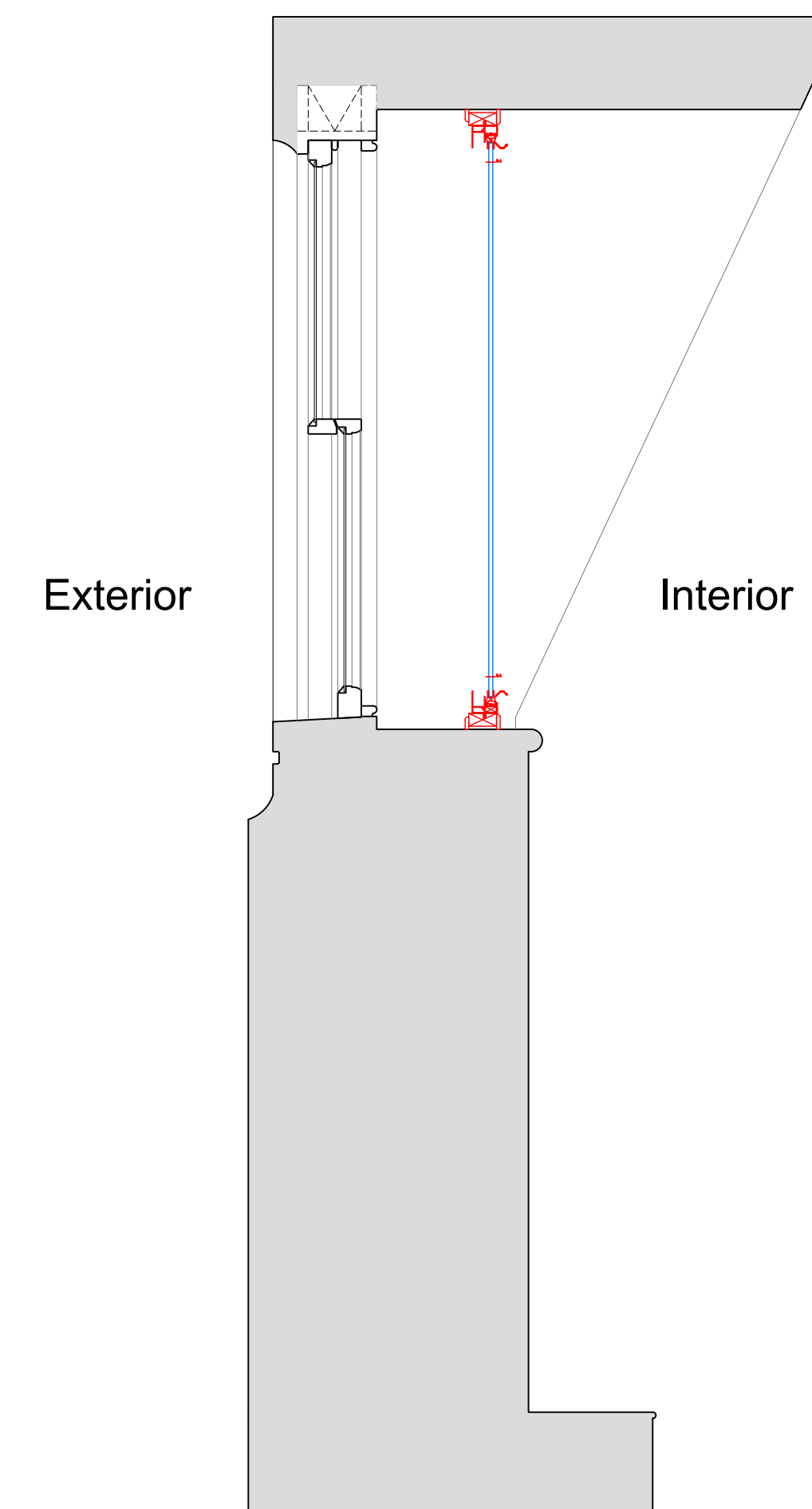
Internal Room Elevation with Secondary Glazing Installed

Scale: 1:10



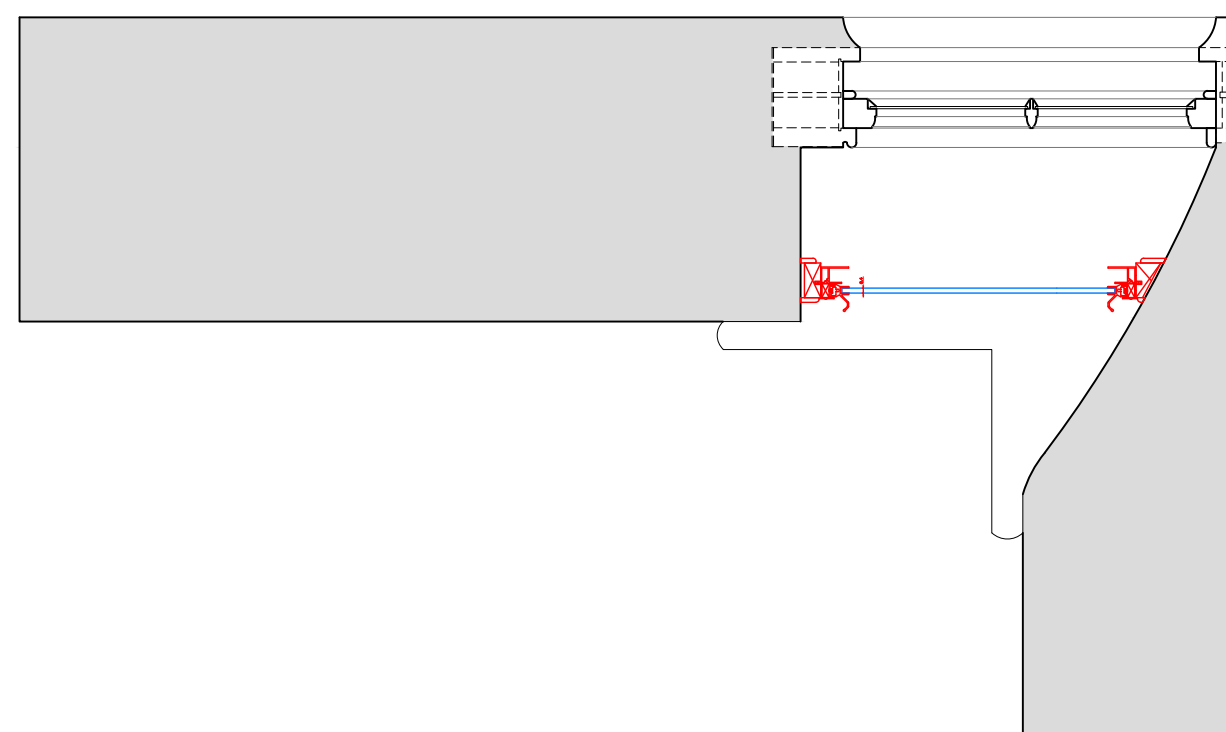
Section A-A through External Wall with Secondary Glazing Installed

Scale: 1:10



Plan Section B-B with Secondary Glazing Installed

Scale: 1:10



SECONDARY GLAZING SHOWN IN RED FOR VISUAL CLARITY ONLY

Revision	Date	Amendment
1.0	11-06-2018	Issued for listed building consent application

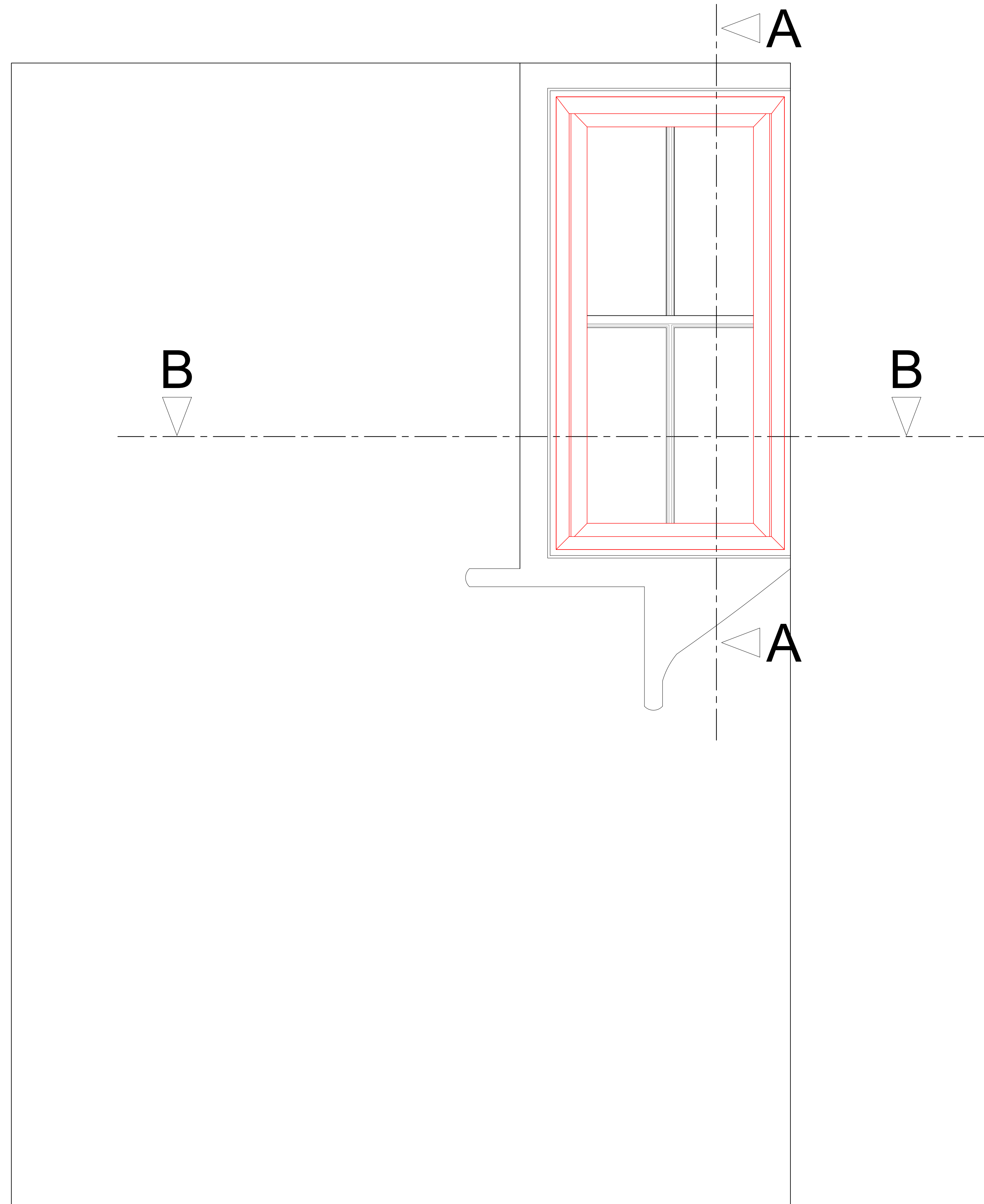
Do not reproduce this drawing without written permission  
All dimensions are in millimetres unless stated otherwise

**hs** engine for growth  
High Speed (HS2) Limited  
25th Floor  
One Canade Square  
Canary Wharf  
London E14 5AB

**COSTAIN SKANSKA**  
Costain Skanska Joint Venture  
UCL Building  
132 Hampstead Road  
London  
NW1 2PS

Site Address			
2 Park Village East, London NW1			
Drawing Title			
Second Floor Landing/Staircase: PROPOSED Secondary Glazing Details - Sheet 2 of 5			
Issued by		Drawn by	
AP & PB		AP	
Checked by		Presentation Scale	
GA		as shown @ A1	
Date		Drawing No.	
11-06-2018		WPI P002 NI - 2 PVE-PR-SF-J-08.1	
Revision			1.0

SECONDARY GLAZING SHOWN IN RED FOR VISUAL CLARITY ONLY



Revision	Date	Assessment
1.0	11-06-2018	Issued for listed building consent application

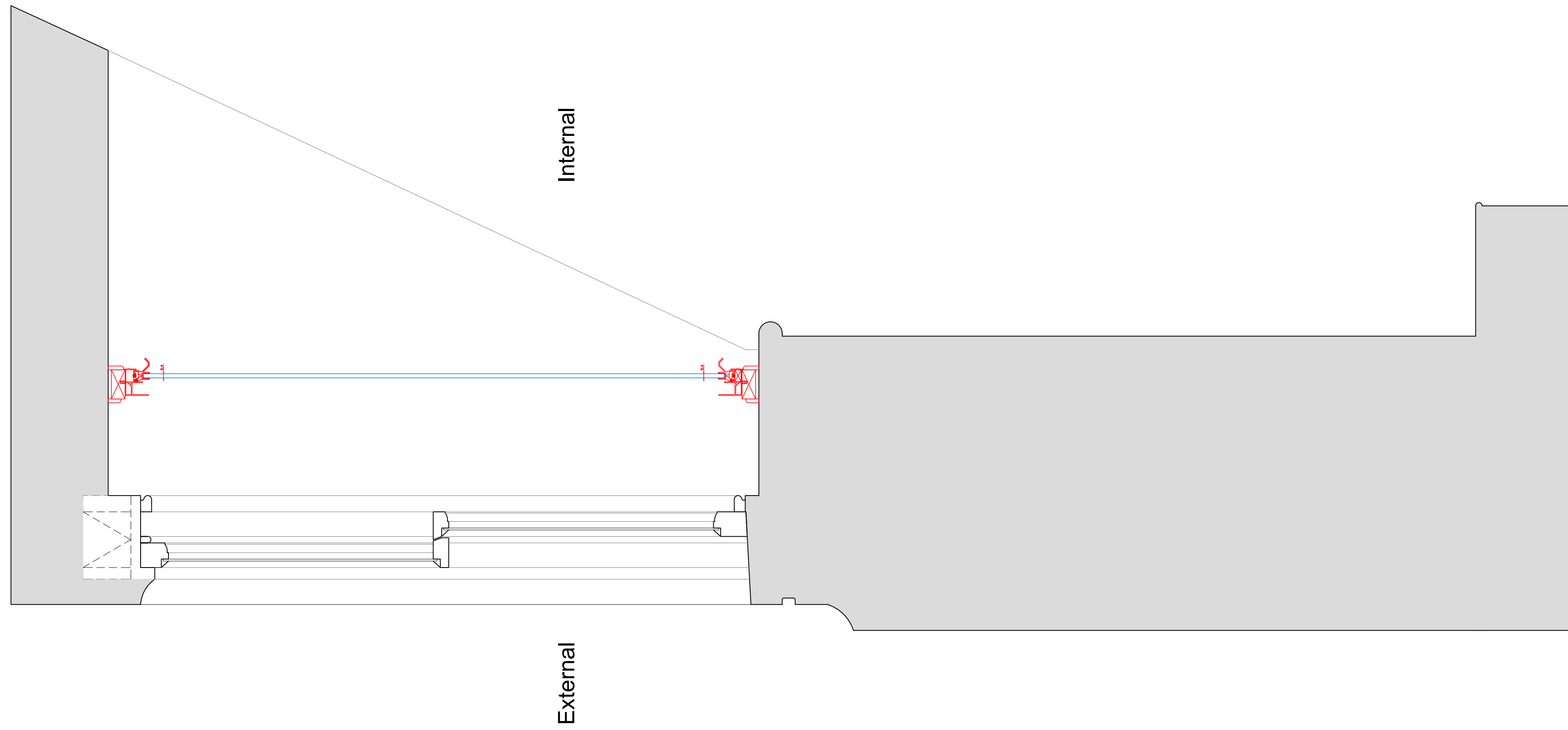
Do not reproduce this drawing without written permission  
All dimensions are in millimetres unless stated otherwise

**hs** *engine for growth*  
High Speed (HS2) Limited  
25th Floor  
One Canada Square  
Canary Wharf  
London E14 5AB

**COSTAIN SKANSKA**  
Costain Skanska Joint Venture  
UCL Building  
132 Hampstead Road  
London  
NW1 2PS

Site Address: 2 Park Village East, London NW1			
Drawing Title: Second Floor Landing/Staircase: PROPOSED Secondary Glazing Details - Sheet 3 of 5			
Drawn by: AP & PB	Checked by: AP	Reviewed by: GA	Presentation Scale: 1:5 @ A1
Date: 11-06-2018	Drawing No: WPI P002 NI - 2 PVE-PR-SF-J-08.2	Revision: 1.0	

Section A-A through External Wall  
Scale: 1:5



SECONDARY GLAZING SHOWN IN RED FOR VISUAL CLARITY ONLY

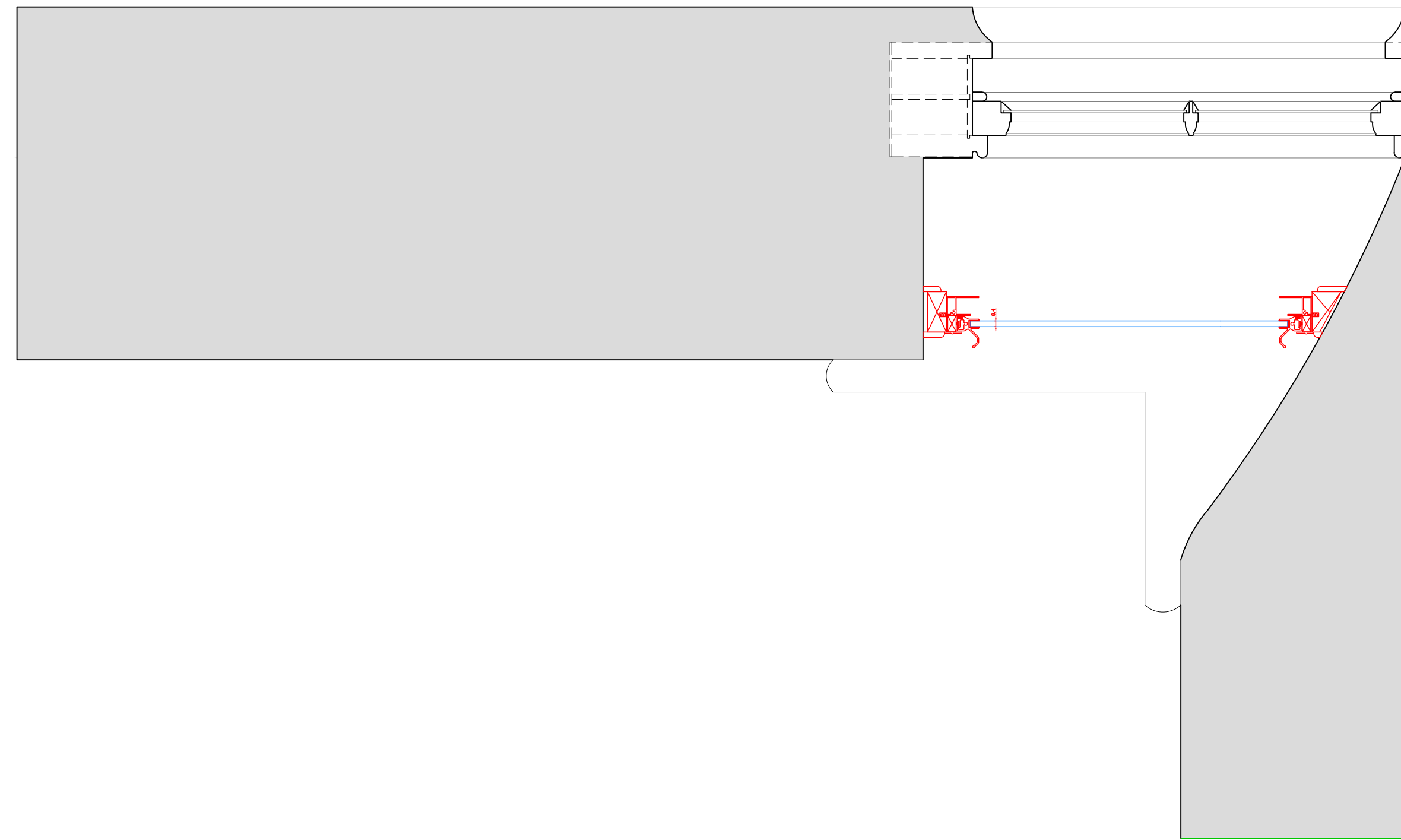
Revision	Date	Assessment
1.0	11-06-2018	Issued for listed building consent application

Do not reproduce this drawing without written permission  
All dimensions are in millimetres unless stated otherwise



Site Address: 2 Park Village East, London NW1			
Drawing Title: Second Floor Landing/Staircase: PROPOSED Secondary Glazing Details - Sheet 4 of 5			
Drawn by: AP & PB	Checked by: AP	Checked by: GA	Presentation Scale: as shown @ A1
Date: 11-06-2018	Drawing No: WPI P002 NI - 2 PVE-PR-SF-J-08.3	Revision: 1.0	

Plan Section B-B  
Scale: 1:5



SECONDARY GLAZING SHOWN IN RED FOR VISUAL CLARITY ONLY

Revision	Date	Assessment
1.0	11-06-2018	Issued for listed building consent application

Do not reproduce this drawing without written permission  
All dimensions are in millimetres unless stated otherwise



Site Address: 2 Park Village East, London NW1			
Drawing Title: Second Floor Landing/Staircase: PROPOSED Secondary Glazing Details - Sheet 5 of 5			
Drawn by: AP & PB	Checked by: AP	Reviewed by: GA	Presentation Scale: as shown @ A1
Date: 11-06-2018	Drawing No: WPI P002 NI - 2 PVE-PR-SF-J-08.4		Revision: 1.0