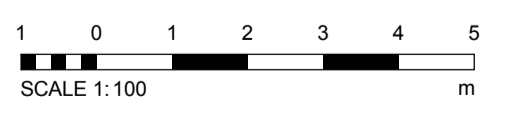
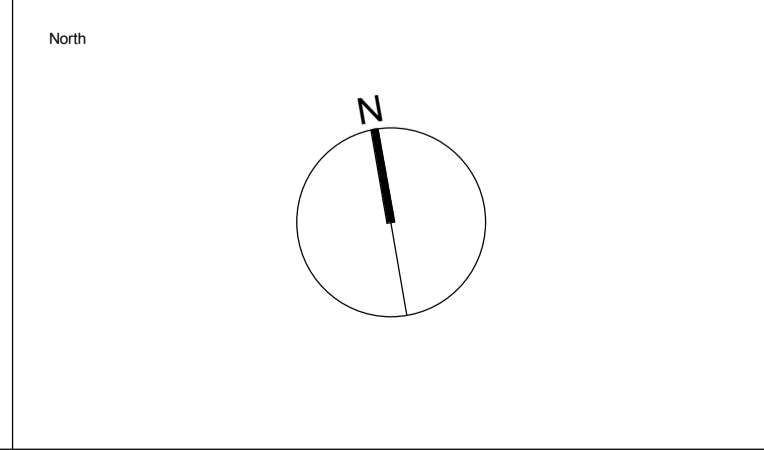
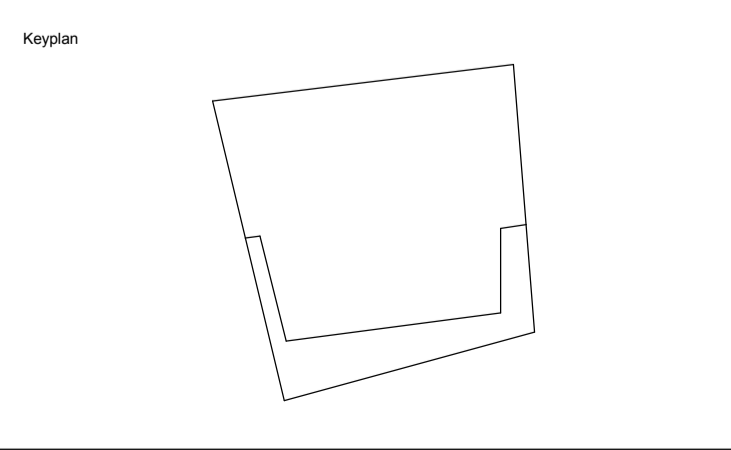


PLANNING



No.	Revision	Date	Initial	Chk'd
2	PLANNING ISSUE	28.02.16	BH	BH
1	PRE-APP 2 Issue	17.02.17	BH	BH

C:\Rev\2016\10323-EPR-00-XX-MG-A-Central_increased Massing Proposal_Barry.rvt

28/02/2016 19:04:16

- Notes:
1. Do not scale
 2. Contractor to Check all dimensions and report omissions and errors to the Architect
 3. EPR Architects accepts no liability for use of this drawing by parties other than the party for whom it was prepared or for purposes other than those for which it was prepared.
 4. This drawing is issued in dwg/dgn format as an uncontrolled version to enable the recipient to prepare their own documents/drawings/models for which they are solely responsible. This drawing is based on project information current at the time of issue. EPR Architects Limited accepts no liability for any alterations or additions to or discrepancies arising out of any change to such project information that occurs to the information after it is issued by EPR Architects Limited.
 5. This drawing does not contain shared coordinates and is not issued for coordination purposes.

EPR architects 30 Millbank
London SW1P 4DU
+44 (0) 20 7932 7600
www.epr.co.uk

Lincoln House
296-302 High Holborn
WC1V-7JH London

Existing Basement Plan

Project No	Originator	Zone	Level	Type	Rate	Number	Rev
10323-EPR-00-B1-DR-A-0199						11/21/16	2