
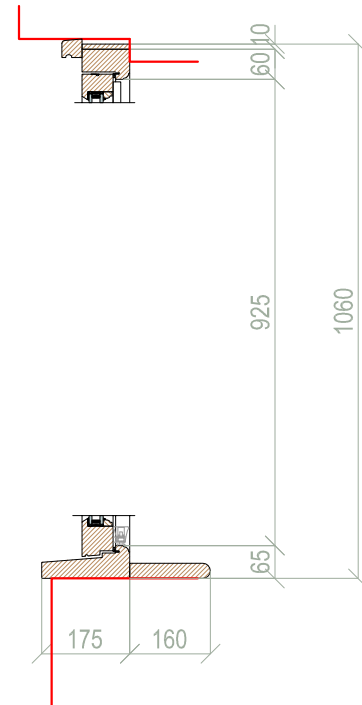


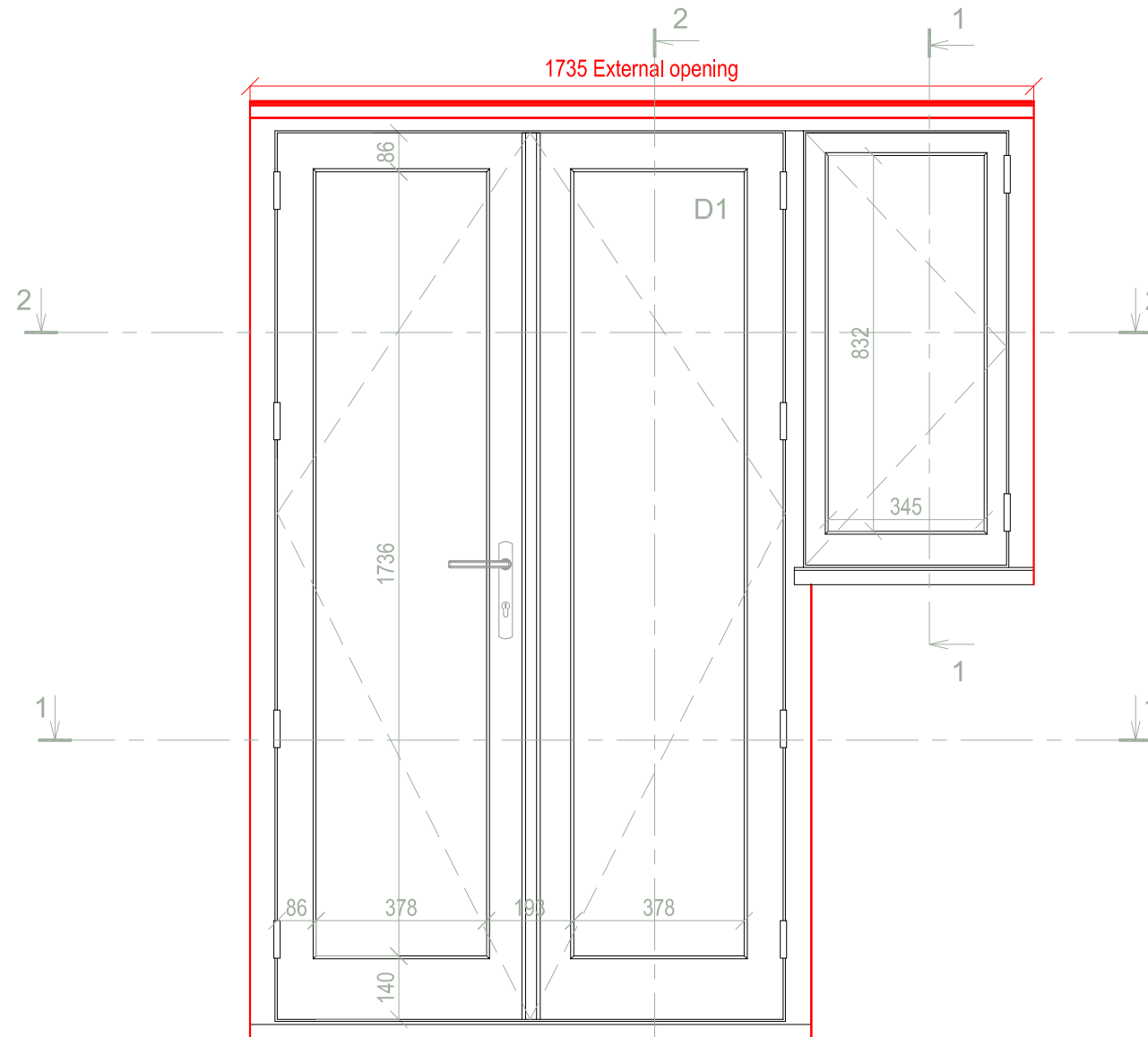
**ELEVATION SECTION  
2-2**



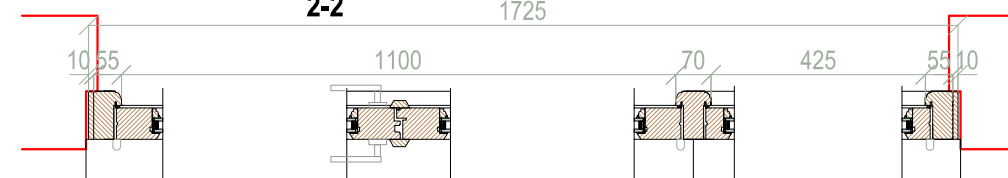
**ELEVATION SECTION  
1-1**



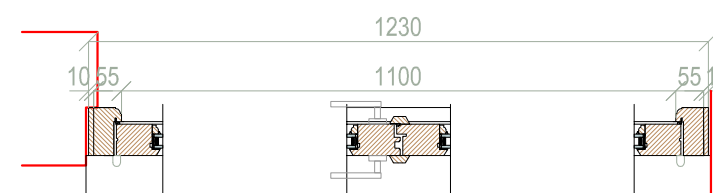
**VIEW FROM OUTSIDE**



**PLAN SECTION  
2-2**



**PLAN SECTION  
1-1**



**DOORSET WITH SIDELIGHT - Bedroom 1 (rear aspect)**

**D1** H - 2065 mm, W - 1230 mm.

**TIMBER:** Softwood (hardwood sill)

**GLAZING:** door leaf 6 Toughened - 16Ar - 6LowE Toughened;  
sidelights 6 - 16Ar - 6LowE;

**SPACER:** warm edge

**INSIDE PAINT:** RAL 9016 satin

**OUTSIDE PAINT:** RAL 9016 satin

**IRONMONGERY:** handle - T.B.C./ Load-Pro 3-Way Adjustable Hinges/ Multipoint lock/?/  
finish - Polished brass.

ALL DIMENSIONS TO BE CHECKED ON SITE BEFORE COMMENCING WORK. NO DIMENSIONS TO BE SCALED FROM THIS DRAWING.  
If this drawing or any part thereof is used for any purpose other than assessing the design and/or specification of Ayrton Bespoke Ltd without the express written permission of Ayrton Bespoke Ltd, a fee will be charged being the actual cost of production of the drawing or its value to the user, whichever is the greater.

**AYRTON**  
WINDOWS & DOORS

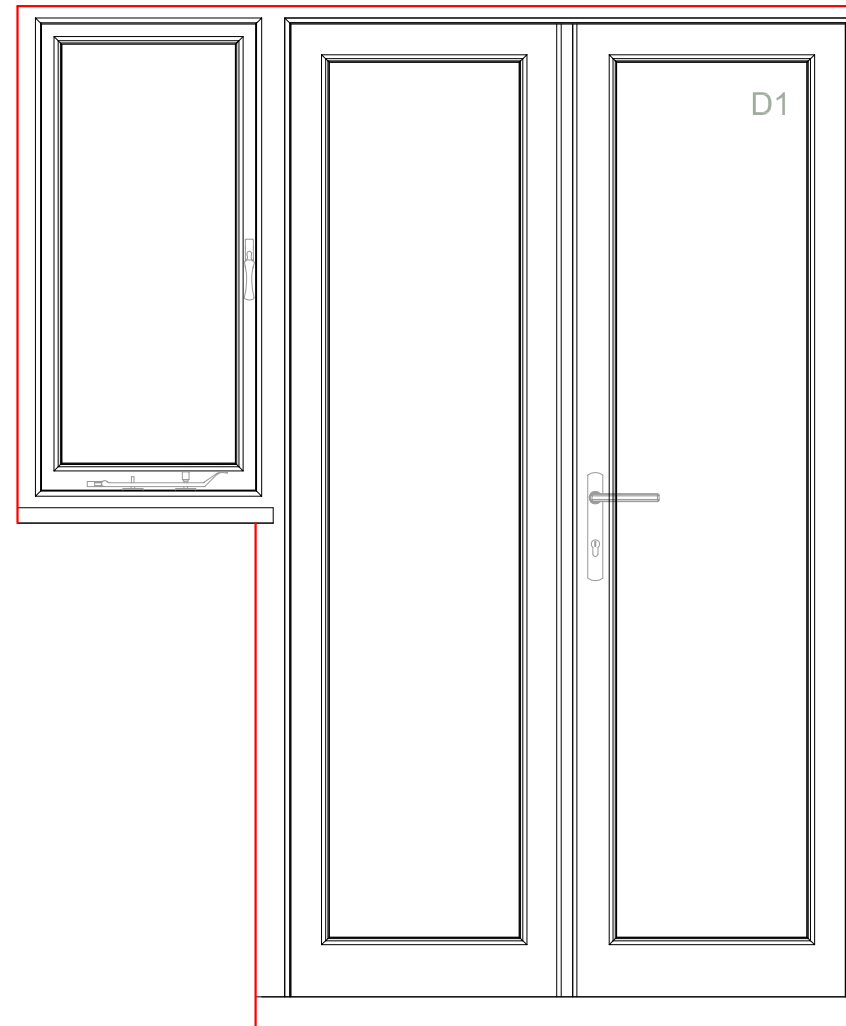
AYRTON BESPOKE LTD.  
406 MERTON ROAD  
LONDON SW185AD  
Phones: 0208 877 8920  
Fax: 0208 871 9157  
www.ayrtonbespoke.com

**8018 - Rebecca Flint**

SCALE	DESIGNED BY	Mantvydas K.	2018-4-23
1:15	CHECKED BY		
	APPROVED BY		

Outwards opening French door	SHEET
	1/2

**VIEW FROM INSIDE**



**DOORSET WITH SIDELIGHT - Bedroom 1 (rear aspect)**

**D1** H - 2065 mm, W - 1230 mm.

**TIMBER:** Softwood (hardwood sill)

**GLAZING:** door leaf 6 Toughened - 16Ar - 6LowE Toughened;  
sidelights 6 - 16Ar - 6LowE;

**SPACER:** warm edge

**INSIDE PAINT:** RAL 9016 satin

**OUTSIDE PAINT:** RAL 9016 satin

**IRONMONGERY:** handle - T.B.C./ Load-Pro 3-Way Adjustable Hinges/ Multipoint lock/?/  
finish - Polished brass.

ALL DIMENSIONS TO BE CHECKED ON SITE BEFORE COMMENCING WORK. NO DIMENSIONS TO BE SCALED FROM THIS DRAWING. If this drawing or any part thereof is used for any purpose other than assessing the design and/or specification of Ayrton Bespoke Ltd without the express written permission of Ayrton Bespoke Ltd, a fee will be charged being the actual cost of production of the drawing or its value to the user, whichever is the greater.				
		AYRTON BESPOKE LTD. 406 MERTON ROAD LONDON SW185AD Phones: 0208 877 8920 Fax: 0208 871 9157 www.ayrtonbespoke.com		<h2>8018 - Rebecca Flint</h2>
SCALE	DESIGNED BY	Mantvydas K.	2018-4-23	Outwards opening French door
1:15	CHECKED BY			SHEET
	APPROVED BY			2/2