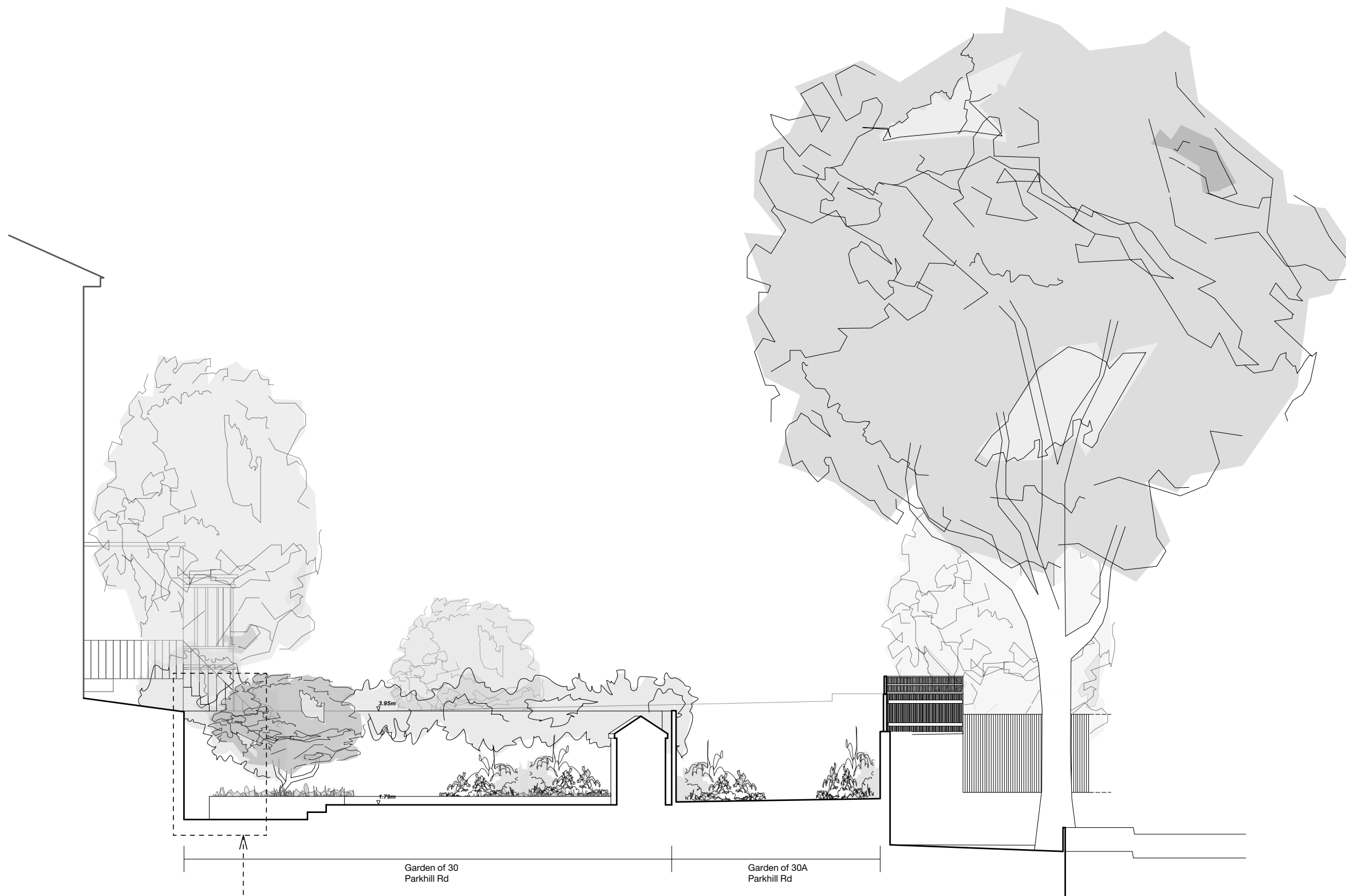



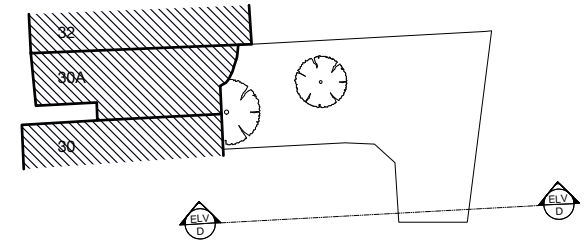
NOTE:
 DO NOT SCALE OFF THIS DRAWING
 CONTRACTOR TO VERIFY ALL DIMENSIONS ON SITE
 CROSS REFER TO ALL RELEVANT SPECIFICATIONS, SCHEDULES,
 DETAILS AND CONSULTANTS DRAWINGS
 THIS DRAWING IS BASED ON SURVEY INFORMATION BY OTHERS



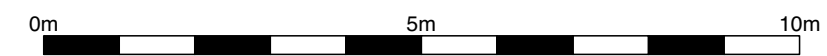
Garden of 30
Parkhill Rd

Garden of 30A
Parkhill Rd

KEY PLAN, 1:500



A view from the garden of no. 30 at the boundary with no. 30A shows extensive vegetation growing at a high level



REVISIONS				DRAWING TITLE		
				30A Parkhill Road		
				Existing elevation D		
				Scale 1:100 @ A3	No. 1604_E05	
No.	Description	By	Date	Drawn	Checked	Date
				SD		13 Sep '16

