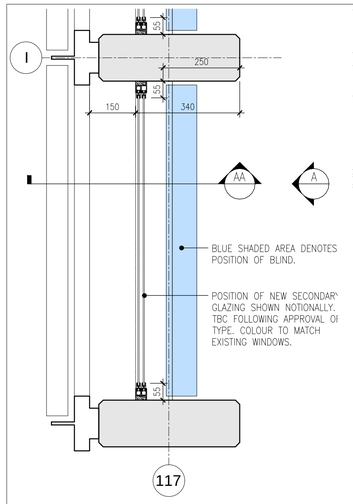

1 TYPICAL PLAN SINGLE GLAZED SASH OPTION
SCALE 1:10

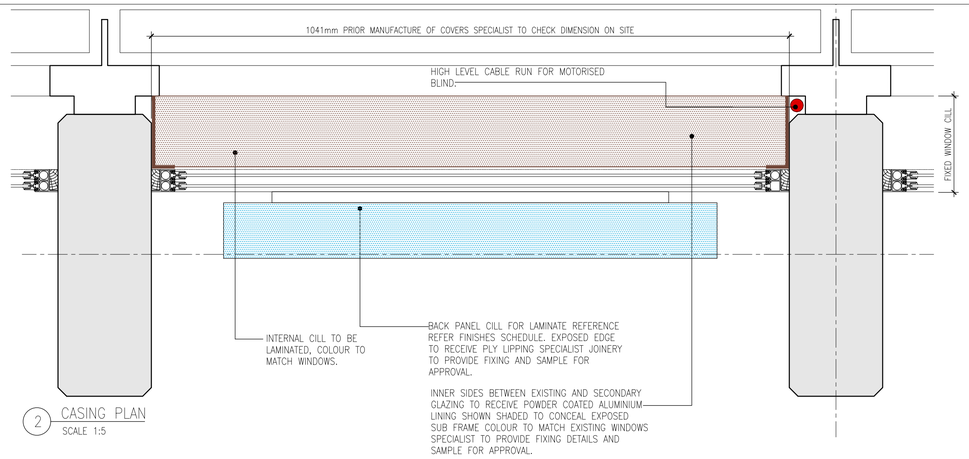

2 CASING PLAN
SCALE 1:5

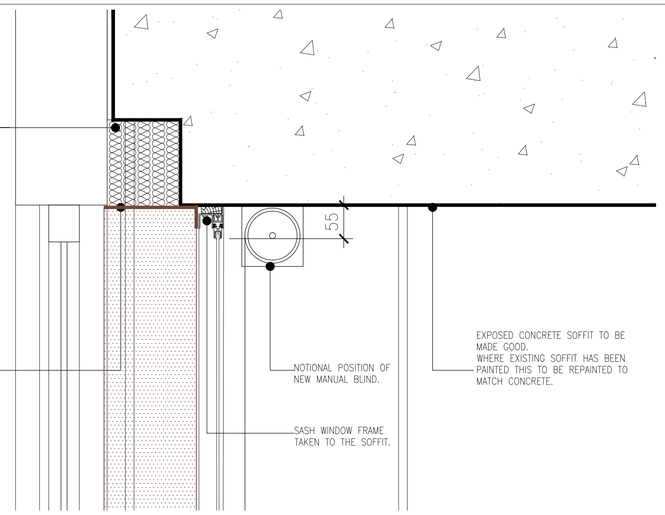

GENERAL NOTES

THIS DRAWING IS THE COPYRIGHT OF MACE DESIGN. DO NOT SCALE THIS DRAWING. ALL DIMENSIONS TO BE CHECKED ON SITE BEFORE ANY WORKS PROCEED.

THE CONTRACTOR IS TO PROVIDE FULL SIZE SETTING OUT DRAWINGS BASED ON THE INFORMATION CONTAINED IN THIS DRAWING FOR THE DESIGNERS APPROVAL PRIOR TO COMMENCING MANUFACTURE.

THE DRAWING IS ISSUED ON THE CONDITION THAT IT IS NOT REPRODUCED, RETAINED OR DISCLOSED TO ANY UNAUTHORISED PERSON EITHER WHOLLY OR IN PART WITHOUT THE WRITTEN CONSENT OF MACE DESIGN.

THIS DRAWING SHOULD BE READ IN CONJUNCTION WITH ALL RELATED DRAWINGS AND SPECIFICATIONS. ALL WORK IS TO BE CARRIED OUT IN ACCORDANCE WITH THE APPROPRIATE BUILDING REGULATIONS AND CODE OF PRACTICE WHERE SUCH EXIST AND GENERALLY TO CONFORM WITH GOOD BUILDING PRACTICE.

NOTES:

ENSURE NO STRIP OUT, DEMOLITION OR BUILDING WORKS ARE UNDERTAKEN WITHOUT THE REQUIRED LISTED BUILDING AND PLANNING CONSENTS FROM THE LOCAL AUTHORITY.

SITE DIMENSIONS TO BE TAKE FOR ALL INDIVIDUAL SILL HEIGHTS AND COLUMN TO COLUMN DIMENSIONS PRIOR TO MANUFACTURE.

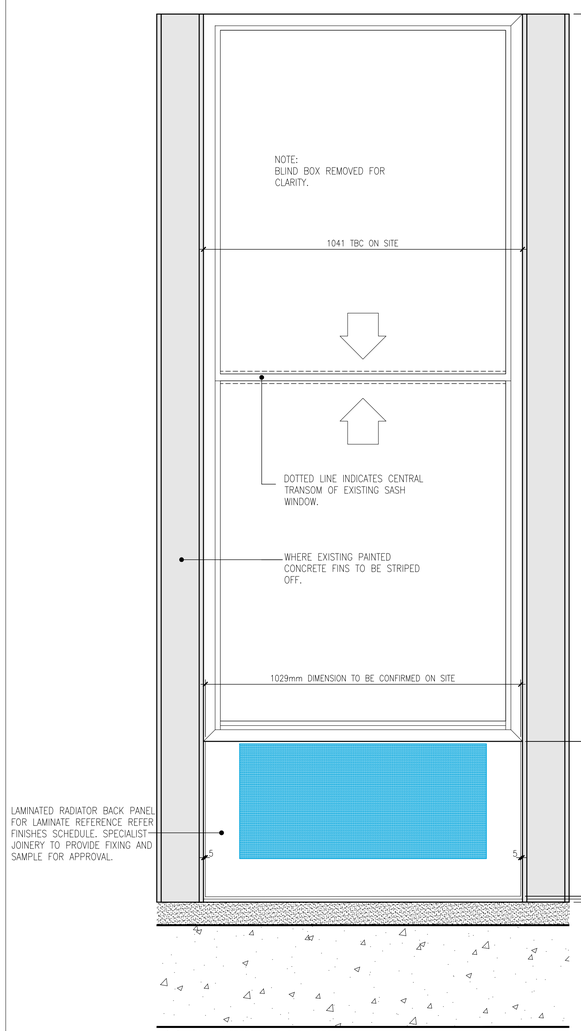

A INTERNAL ELEVATION
SCALE 1:10

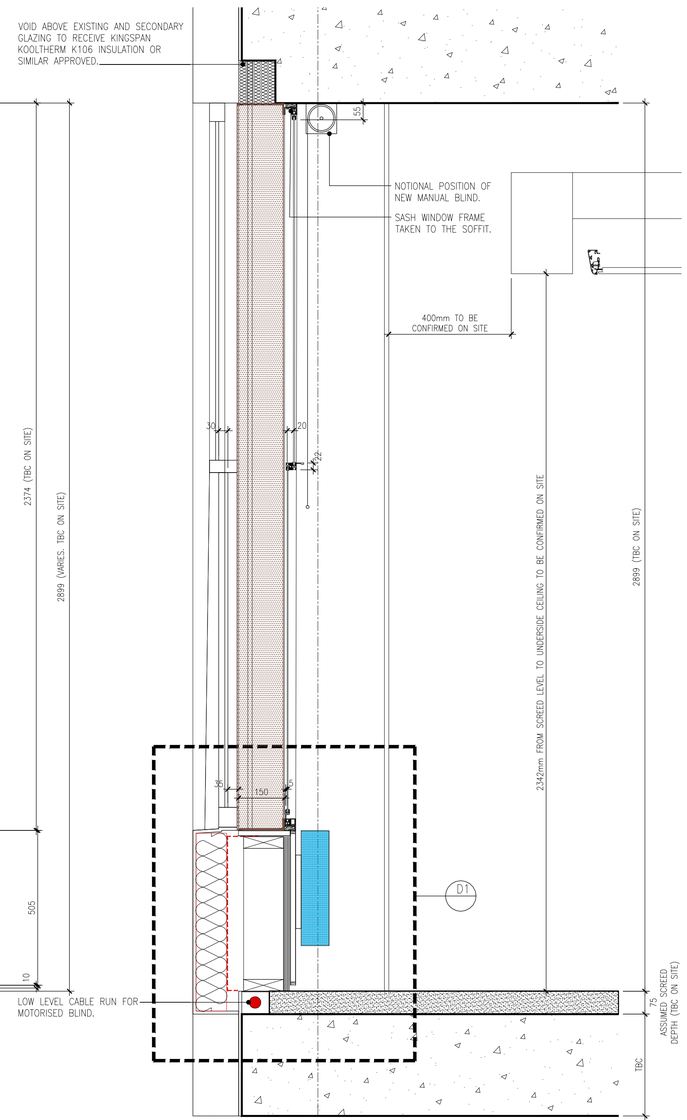

AA VERTICAL SECTION
SCALE 1:10

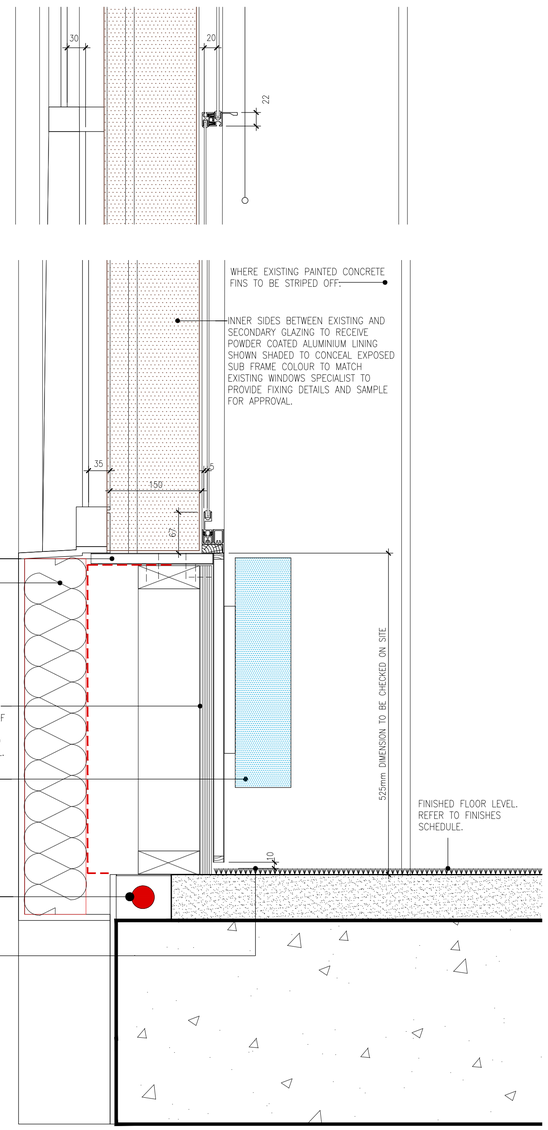

D1 CASING DETAIL
SCALE 1:5

REV	DATE	DESCRIPTION	BY
P01	25.05.2018	Issued for information. Stage 4.	TP
-	04.05.2018	Issued for information stage 3 updates	RA

mace
MACE DESIGN
155 MOORGATE, LONDON, EC2M 6XB

PROJECT
UCL IOE PHASE 1B
20 BEDFORD WAY. WC1H OAL

CLIENT
UCL IOE

LOCATION
LEVEL 4 AND 5 WING

DRAWING TITLE
SECONDARY GLAZING & RADIATOR CASING

STATUS		SCALE
INFORMATION		NOTED @ A1
DRAWN BY	CHECKED BY	DATE
TP	RA	16.04.2018
DRAWING NUMBER		REVISION
UCL-IOE-0100-000-XX-DR-A-76-1003		P01