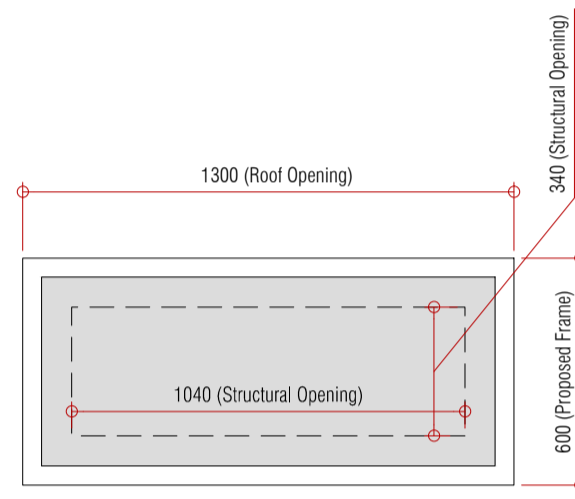
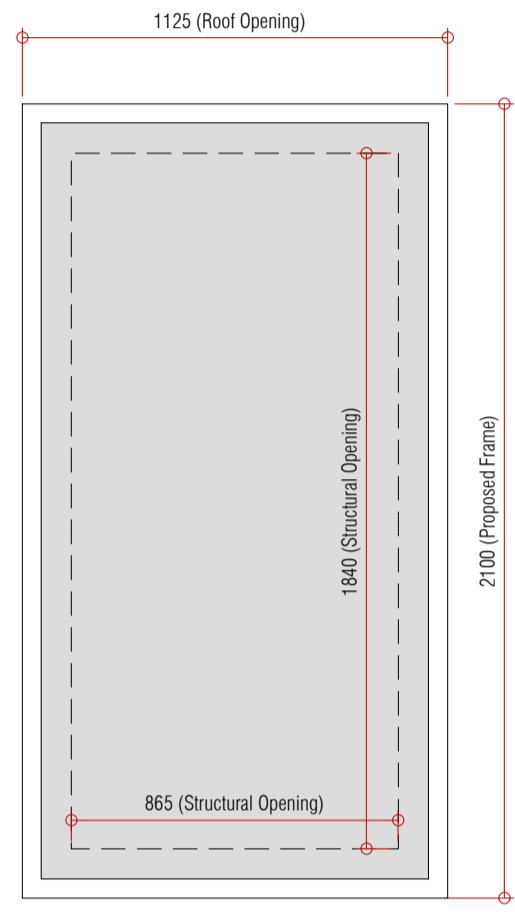


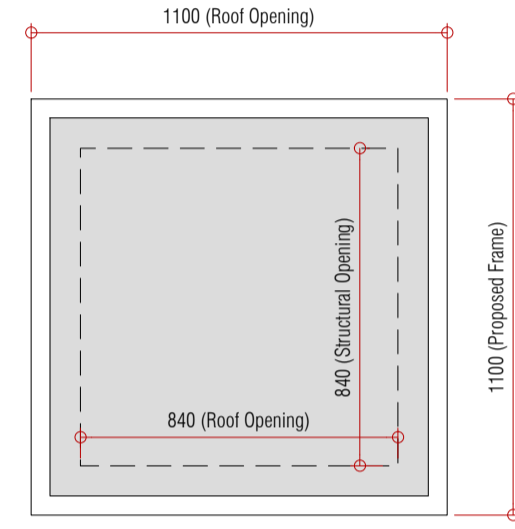
Proposed Window: W1-14
First Floor
Elevation



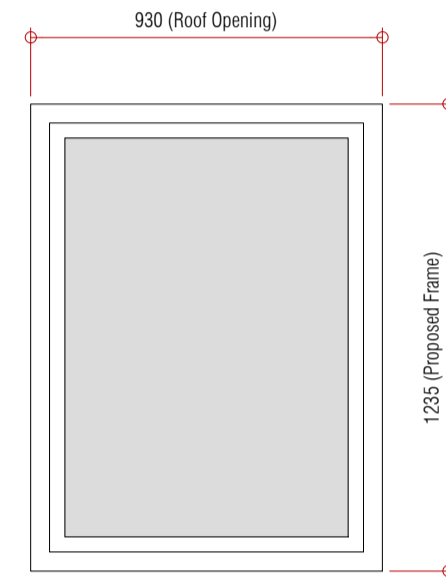
Proposed Window: W1-18
First Floor
Elevation



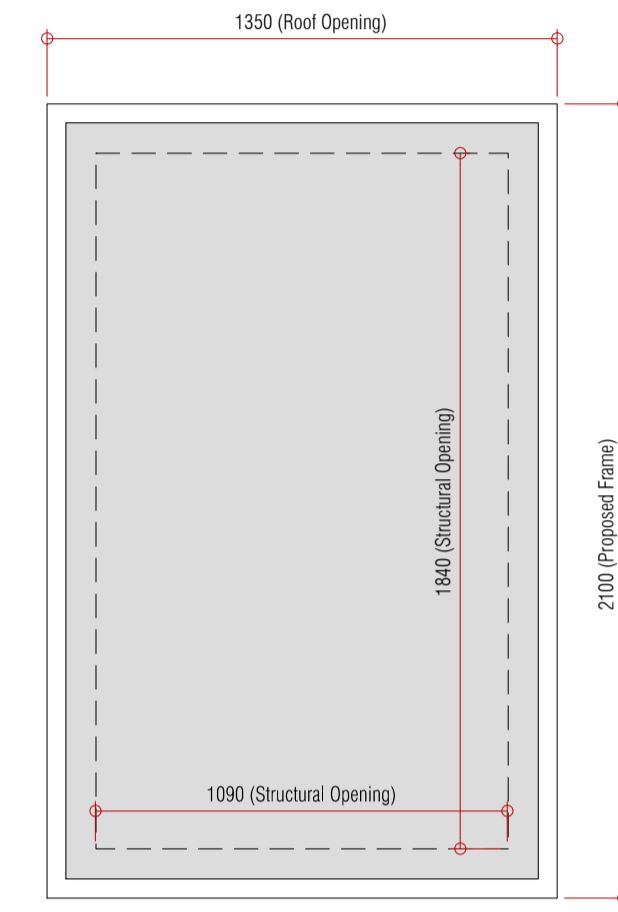
Proposed Window: W2-08
Second Floor
Elevation



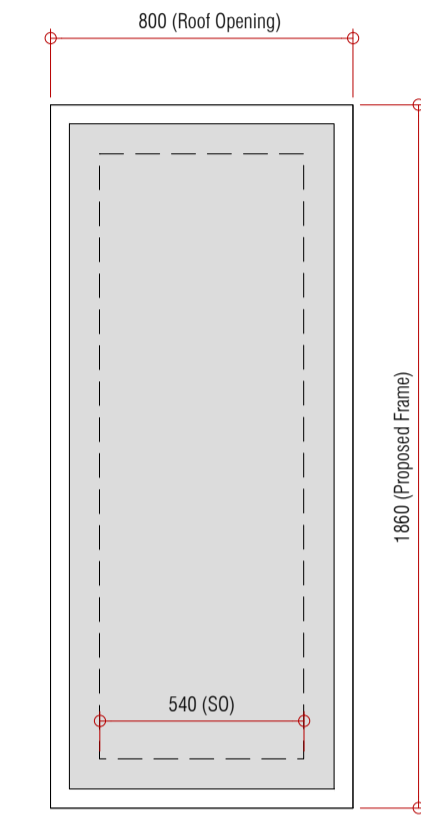
Proposed windows: W2-09, W2-10
Second Floor
Elevation



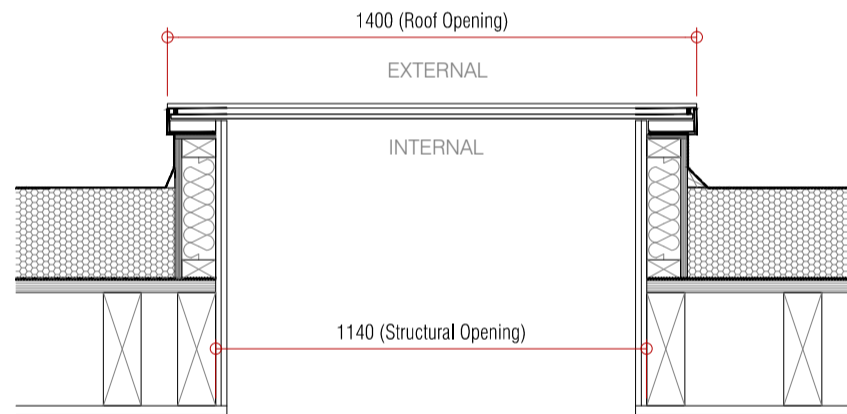
Proposed windows: WR-04, WR-05, WR-08, WR-09
Roof
Elevation



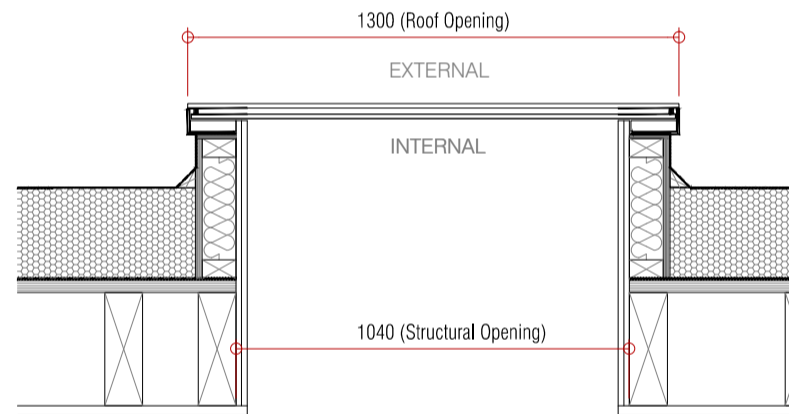
Proposed window: WR-06
Roof
Elevation



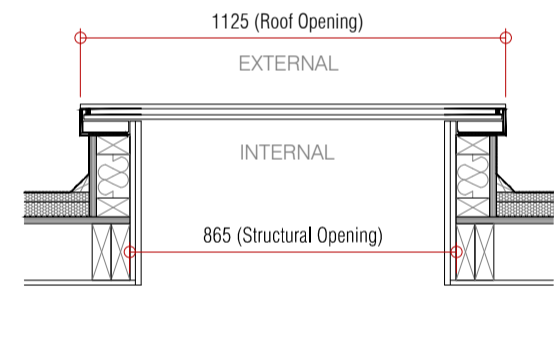
Proposed window: WR-07
Roof
Elevation



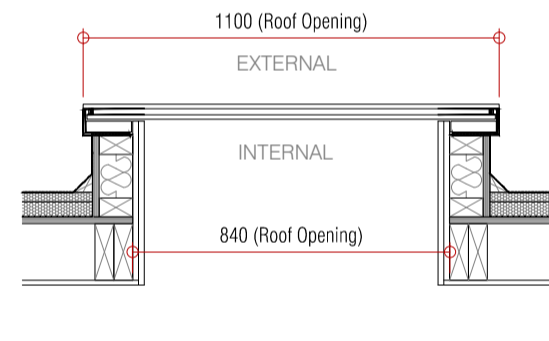
Proposed Window: W1-14
First Floor
Plan



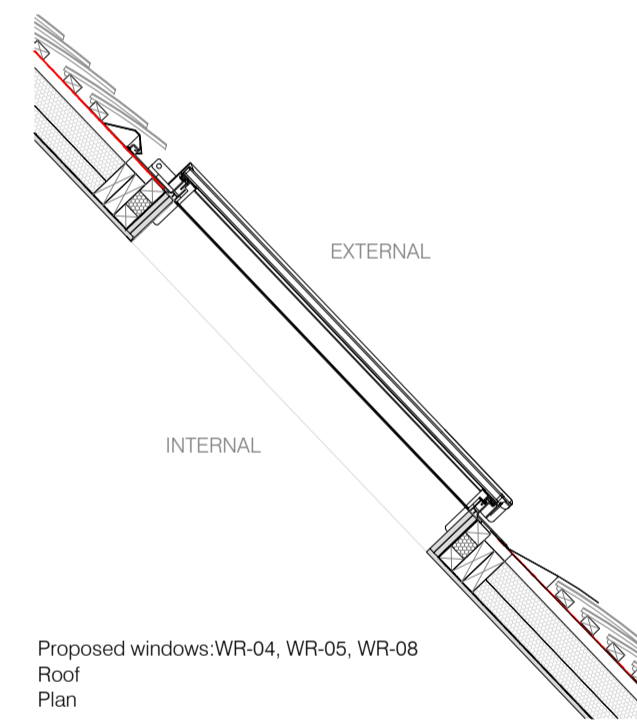
Proposed Window: W1-18
First Floor
Plan



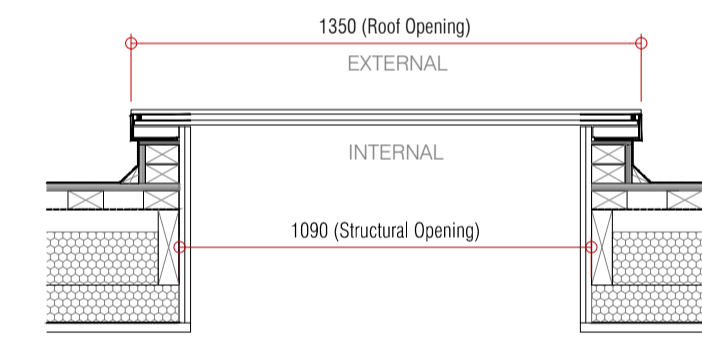
Proposed Window: W2-08
Second Floor
Plan



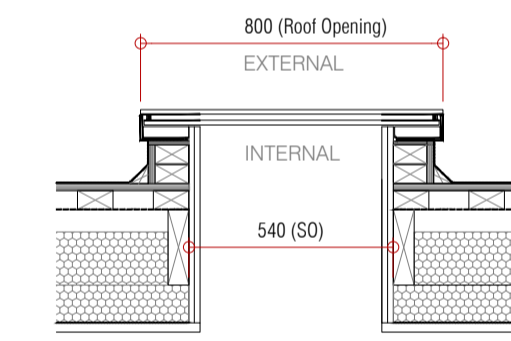
Proposed Windows: W2-09
Second Floor
Plan



Proposed windows: WR-04, WR-05, WR-08
Roof
Plan



Proposed window: WR-06
Roof
Plan



Proposed window: WR-07
Roof
Plan

General Notes for New Windows:

New Dormer Windows: Windows to be single glazing units as outlined with the schedule. Frames to be hardwood timber and painted to match existing. External grade paint application to be applied to all new windows. Contractor to provide sample finishes of both Spray and Brush finish applications for final approval by Kyson & Client. Finishes to match existing. Use Simitite 12mm double glazed units.

1. New stone cills: Where new window openings are created, contractor to provide sample and template to be approved by Kyson before order and installation.
2. Ironmongery: Proposed to be Carlisle Brass Range in Satin Nickel finish.
3. All windows and doors to have sensors linked to the building alarm system. It is recommended that the zoning of the alarm system is floor by floor. Refer to Edward Pearce specification for further details.
4. All sash and casement windows external pane to be laminated and fitted with key operated locks.

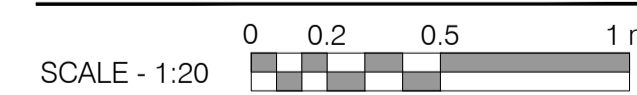
General Notes:

Site dimensions to be taken by window sub-contractor prior to order and manufacturing process.

Toughened safety glass required where necessary to suit requirements of part K of Approved Document with specific accordance to Section 5 Diagram 5.1.

External new facade windows/Glazing = 1.6 W/m²K

(Note: Proposed U-values have been calculated upon the current guidelines in Building Regulation Part L1A 2010.)



Rev:	Comments:	By:	Date:
A	WR-09 Added	DW	11-06-2018

PLANNING

Client:
-
Project Title:
24 Heath Drive, London, NW3 7SB
Drawing Title:
Proposed
Rooflight Schedule

Scale: 1:20@A1
Date: JAN 18
Drawn: ST
Checked: HV

kyson

Studio
28 Scrutton Street
London
UK
EC2A 4RP
T: +44(0) 20 7247 2462
E: enquiries@kyson.co.uk
W: www.kyson.co.uk

Project No.: 508-16
Drawing No.: 6103
Revision: A

Do not scale this drawing. All dimensions must be checked on site. All rights reserved. No reproduction in any material form is permitted without consent.