

CAMDEN LOCK VILLAGE

Sitewide Services Luminaire Schedule - 47075005-ACM-SW-XX-E-001



Prepared by:
Munish Nanwani
Electrical Engineer

Checked by:
Dean Hyndman
Principal Engineer

Approved by:
Phil Ridgewell
Technical Director

Rev No	Comments	Checked By	Approved By	Date
P1	Preliminary Issue	DH	PR	July 2016
C1	Construction Issue	DH	PR	May 2017

6-8 Greencoat Place, London, SW1P 1PL
Tel: 020 7798 5000 Website: <http://www.aecom.com>







47075005






47075005-ACM-SW-XX-E-001

May 2017

This document has been prepared by AECOM Limited ("AECOM") for the sole use of our client (the "Client") and in accordance with generally accepted consultancy principles, the budget for fees and the terms of reference agreed between AECOM and the Client. Any information provided by third parties and referred to herein has not been checked or verified by AECOM, unless otherwise expressly stated in the document.

No third party may rely upon this document without the prior and express written agreement of AECOM.

Ref	Image	Description	Manufacturer	Lamp Type	Location
SM1		MINI-LOOK BOLLAR SINGLE EMISSION FLANGE	SIMES	MODULES LED 3000K 230V CRI 90 MacAdam step 3 Electronic ballast 220-240V 0/50/60Hz	Ø Site wide External Lighting
SD9		MICROKEEN ACCESSORY FOR VERTICAL INSTALLATION GROUND STAKE	SIMES	1 MODULES LED 3000K 230V 295lm CRI 90 Rated luminaire luminous flux: 276lm Rated input power: 4.8W Luminaire efficiency: 50lm/W Electronic ballast 220-240V 0/50/60Hz	Ø Site wide External Lighting
SG2		MINI LOFT WALL	SIMES	3 MODULES LED 3000K 230V 426lm 4.5W CRI 90 Rated luminaire luminous flux: 297lm Rated input power: 6W Luminaire efficiency: 50lm/W Electronic ballast 220-240V 0/50/60Hz	Ø Site wide External Lighting
SXA-1		MINIKEEN	SIMES	3 MODULES LED 3000K 230V 708lm CRI 90 Rated luminaire luminous flux: 647lm Rated input power: 8.9W Luminaire efficiency: 731lm/W Electronic ballast 220-240V 0/50/60Hz	Ø Site wide External Lighting
SXA-2		SKILL RECTANGULAR	SIMES	MODULES LED 3000K 230V 1090lm 12W CRI 90 MacAdam step 3 Rated luminaire luminous flux: 378lm Rated input power: 13.5W Luminaire efficiency: 28lm/W	Ø Site wide External Lighting
SXF-1		STELO FLANGE	SIMES	1 MODULES LED COB 3000K 230V 4100lm 4.5W CRI 90 Rated luminaire luminous flux: 3581lm Rated input power: 56W Luminaire efficiency: 64lm/W Electronic ballast 230-240V 50Hz	Ø Site wide External Lighting

SXD-1		ZIP	SIMES	5 MODULES LED 3000K 1180lm 13.5W CRI 90 Rated luminaire luminous flux: 848lm Rated input power: 16W Luminaire efficiency: 53lm/W Electronic ballast 220-240V 0/50/60Hz	Ø Site wide External Lighting
SXC-1		MINIZIP DOWNLIGHT ROUND	SIMES	3 MODULES LED 3000K 230V 426lm 4.5W CRI 90 Rated luminaire luminous flux: 288lm Rated input power: 6W Luminaire efficiency: 48lm/W Electronic ballast 220-240V 0/50/60Hz	Ø Site wide External Lighting
SXD-2		ZIP	SIMES	1 MODULES LED COB 3000K 230V 1470lm 4.5W CRI 90 Rated luminaire luminous flux: 1235lm Rated input power: 14W Luminaire efficiency: 88lm/W Electronic ballast 220-240V 0/50/60Hz	Ø Site wide External Lighting
SXA-3		MICROFOCUS	SIMES	1 MODULES LED 3000K 230V 105lm 1W CRI 90 Rated luminaire luminous flux: 86lm Rated input power: 2.6W Luminaire efficiency: 33lm/W Electronic ballast 220-240V 50/60Hz	Ø Site wide External Lighting
SXB-4		LINEAR LED	SIMES	18 MODULES LED 3000K 230V 2552lm 427W CRI 90 Rated luminaire luminous flux: 1790lm Rated input power: 30.5W Luminaire efficiency: 59lm/W Electronic ballast 220-240V 0/50/60Hz	Ø Site wide External Lighting