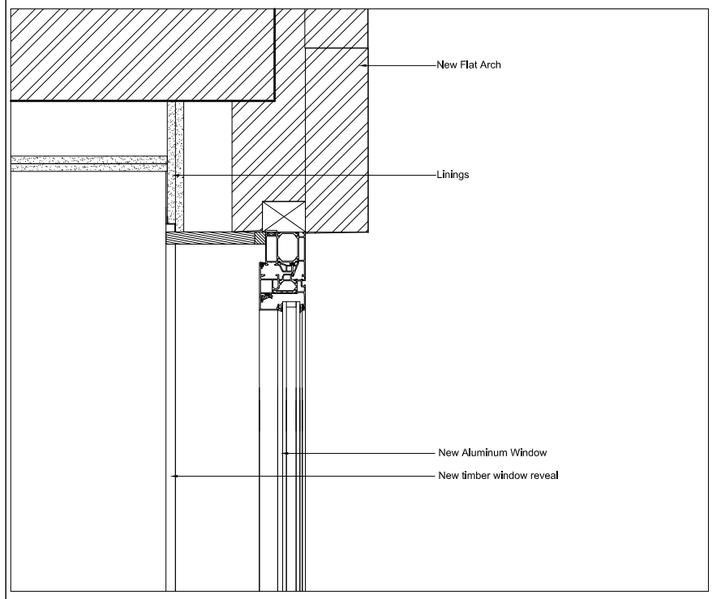

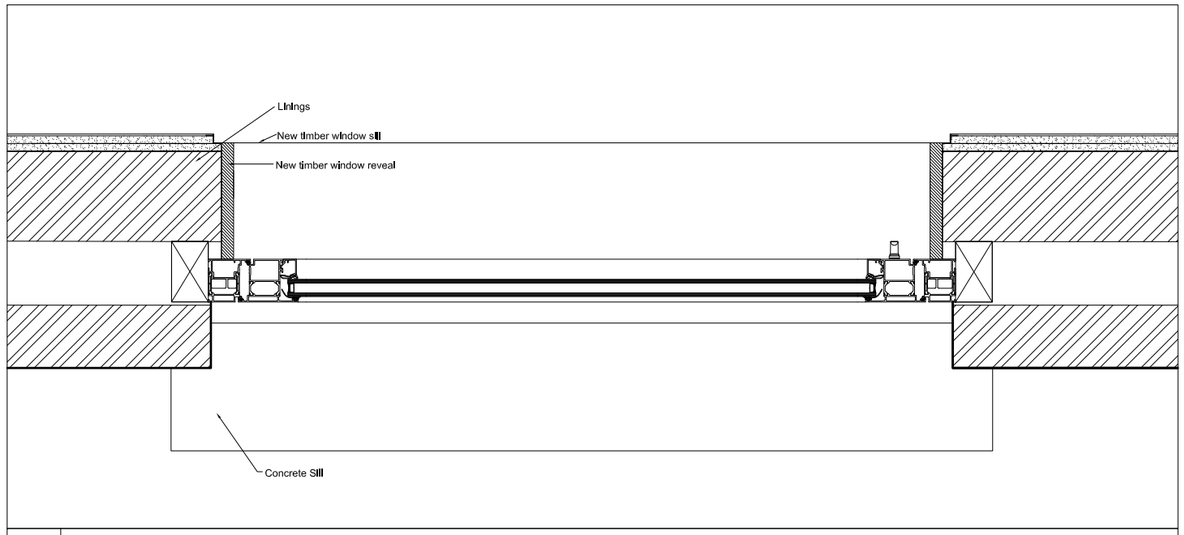

03 Window Type 5 - Plan 1:10@A3

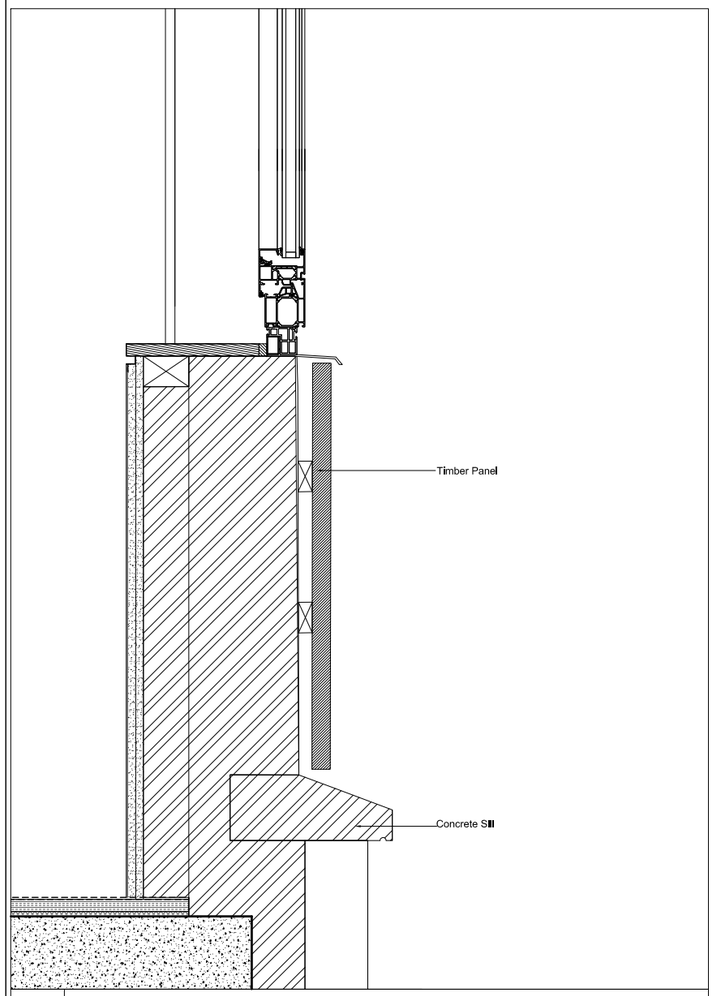

01 Window Type 5 - Section 1:10@A3

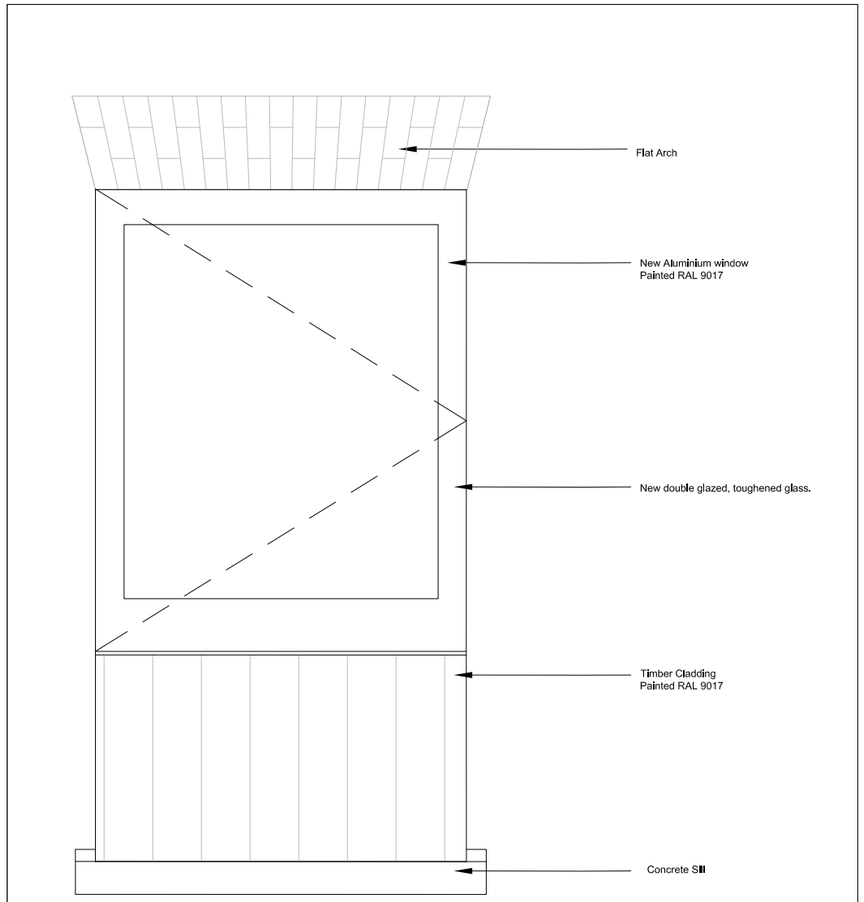

02 Window Type 5 - Elevation 1:20@A3

NOTES:

- Drawing based upon the formal survey information issued by GREENHATCH Surveys Ltd and dated April 2017.
- The difference in areas between similar flats in different floors reflects the difference in the Party Wall line between floors identified in survey drawings.
- Information to read in conjunction with Structural Engineer and MEP Engineer package Information
- All levels indicated as height above Ordinance Survey Datum taken from survey. To be confirmed.
- All dimensions subject to a tolerance of +/-5mm.
- All details are indicative and should be reviewed against contractors selected supplier / manufacture / system. Any variations are to be advised to and approved by the Contract Administrator prior to commencement on site.
- Refer to CDM Risk Schedule 1706-0000-CDM-001
- Refer to Design Risk Schedule 1706-0000-DRS-001

DATE	REVISIONS
18.05.2018	PL01 FOR PLANNING

Do not scale from this drawing
All dimensions to be confirmed on site
Information contained within this drawing is the sole copyright of EMRYS Architects Ltd and is not to be reproduced without permission
EMRYS Architects are to be notified immediately of any discrepancies

EMRYS
CAP House | 9-12 Long Lane | London | EC1A 9HA
mail@emrysarchitects.com
www.emrysarchitects.com T : 020 7726 5060

JOB NO. 1706 CLIENT GMS ESTATES LTD

TITLE 48 FITZROY STREET
W1T 5BS

DWG DISCHARGE OF CONDTIONS
GRAFTON MEWS
WINDOW_Type 5

DRAWN HG DATE 18.05.2018 SCALE @ A3 Varies

CHECKED EB STATUS PLANNING REV PL01

DWG NO. 1706-0600-AP-005