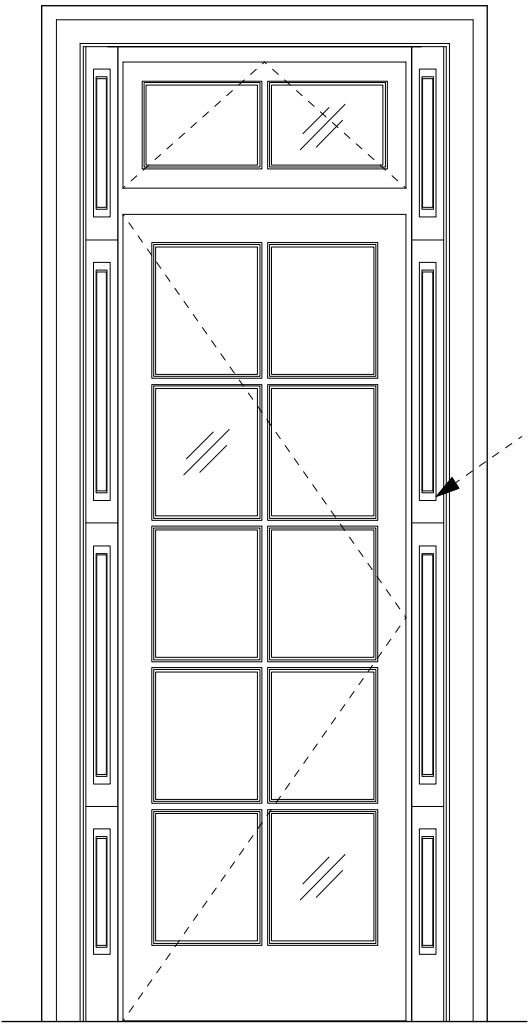
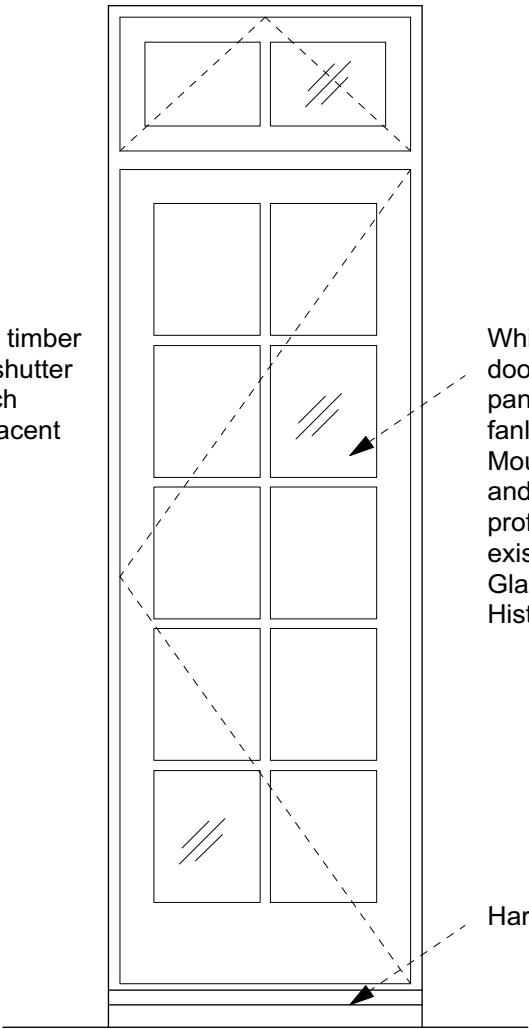


Section 1:20



Internal Elevation 1:20

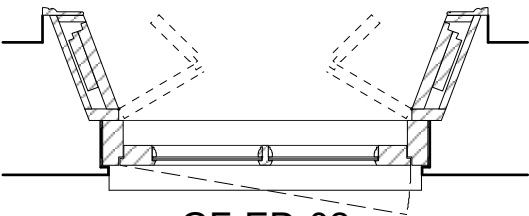
White painted timber shutters and shutter boxes to match profiles of adjacent window.



Elevation 1:20

White painted timber door with ten glazed panels and openable fanlight over. Mouldings of frame and glazing bar profiles to match existing windows. Glazing to be Histoglass Mono RT.

Hardwood sill.



Plan 1:20

GF-ED-02

0m 0.5m 1m 2m

Proposed _ Detailed Arrangement _ External Door Details II

General Notes
Do not scale from this drawing
All dimensions to be verified on site
To be read in conjunction with all relevant documents
In the event of discrepancy notify the Architect immediately
This document is copyright of Hugh Cullum Architects Ltd

Issue Status			
SK	Sketch	E	Existing Condition
D	Design	P	Permissions
T	Tender	C	Contract

(_): Issued for Planning (12.06.18/TS/HC)
Revision: Information (date/drawn by/checked by)

HUGH CULLUM
ARCHITECTS LTD
Bloomsbury Design
61b Judd Street
London WC1H 9QT
t 020 7383 7647
f 020 7387 7645
mail@hughcullum.com

2 Provost Road

PLANNING_ Proposal
Ext Door Details II
1:20@A3 June 2018

PR002-P341(_)