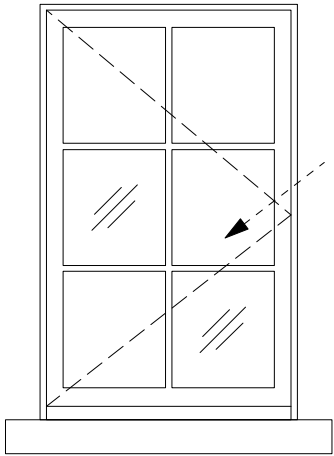
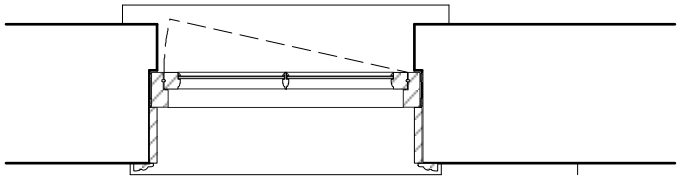


Section 1:20



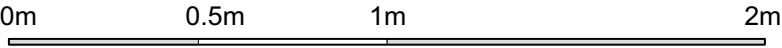
Elevation 1:20

White painted timber casement window. Frame and glazing bar profiles to match existing. Glazing to be Histoglass Mono RT.



GF-W-05

Plan 1:20



General Notes
Do not scale from this drawing
All dimensions to be verified on site
To be read in conjunction with all relevant documents
In the event of discrepancy notify the Architect immediately
This document is copyright of Hugh Cullum Architects Ltd

Issue Status			
SK	Sketch	E	Existing Condition
D	Design	P	Permissions
T	Tender	C	Contract

(_) : Issued for Planning (12.06.18/TS/HC)
Revision: Information (date/drawn by/checked by)