


September 2013



Retrofix Polycarbonate Flat Roof Light Dome

'Natural Daylight supplied here'



Retrofix Polycarbonate Flat Roof Light Dome

Tel: 0114 4081000
Fax: 0114 2385511

Retrofix Polycarbonate Flat Roof Light Dome


The **Retrofix** rooflight is an 'off the shelf' domed rooflight with multiple thermal & glazing options.

The Retrofix rooflight offers a UV enhanced polycarbonate domed rooflight in either SINGLE*, DOUBLE, TRIPLE or QUADRUPLE thermal performance options. There is also a choice of either CLEAR or OBSCURE glazing options too. *not available in obscure

The Retrofix dome is ideal for both new and refurbishment installations.

The Retrofix domes have an extra wide horizontal fixing flange, 100mm, that enables the rooflight to be positioned over new or existing preformed builders' kerbs with little or no on site alterations.

The Retrofix is fit for purpose and allows you a quick, cost effective way to introduce new natural day light into a property or simply refresh old, damaged and discoloured rooflights for the same effect.



U Values (Wm2K)

5.3 Wm2K Single Skin
2.9Wm2K Double Skin
1.9 Wm2K Triple Skin
1.4 Wm2K Quadruple Skin*

*unqualified

Retrofix Roof Dome Size Chart

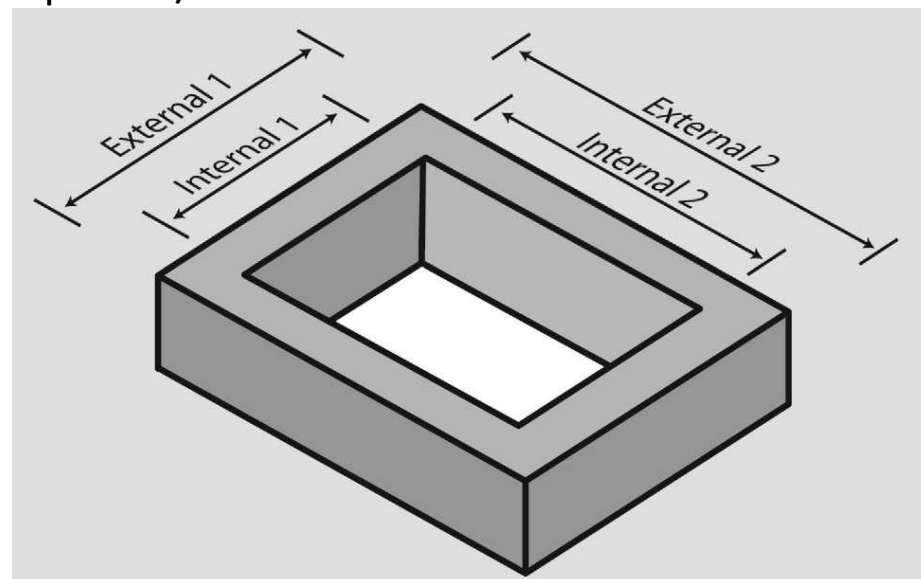
Size (mm)	Product Code	Internal Size (mm) (Internal 1 & 2)	External Size (Min mm) (External 1 & 2)	External Size (Max mm) (External 1 & 2)
600x600	RS1	434x434	510x510	610x610
750x750	RS2	584x584	660x660	760x760
900x900	RS3	734x734	810x810	910x910
1050x1050	RS4	884x884	970x970	1070x1070
1200x1200	RS5	1034x1034	1120x1120	1220x1220
1500x1500	RS6	1334x1334	1420x1420	1520x1520
1800x1800	RS7	1634x1634	1730x1730	1830x1830
600x900	RR1	434x734	510x810	610x910
600x1200	RR2	434x1034	510x1120	610x1220
600x1800	RR3	434x1634	510x1730	610x1830
750x900	RR4	584x734	660x810	760x910
900x1200	RR5	734x1034	810x1120	910x1220
900x1800	RR6	734x1634	810x1730	910x1830
1050x1500	RR7	884x1334	970x1420	1070x1520
1200x1800	RR8	1034x1634	1120x1730	1220x1830
1200x2400	RR9	1034x2234	1120x2340	1220x2440

The Retrofix rooflight is designed to fit to an existing upstand/builders kerb where you do not or cannot make any adjustments and need a quick and easy solution. The important measurement is the External minimum & maximum sizes. You may need to consider the internal size as you need at least 50mm width of upstand to fit too.

The Retrofix rooflight is also designed to fit new installations where you do have control of the construction of the upstand/builders Kerb. The internal sizes & external sizes are there to guide you with that construction. The internal measurement should also allow for any finished structural opening you may have to.

If you are not sure what is best for your project please call us and we will do our best to help. We can also offer [bespoke](#) sizes if none of the Retrofix options suit your requirements.

Upstand/ Builders Kerb



Part L Building Regulations

We are fully committed in supplying rooflights & skylights that conform to the necessary thermal values. Building regulations were redefined by the government in 2002. The new regulation required substantially increased thermal values to help alleviate heat loss and solar gain into a building. These regulations effect all properties including commercial and domestic. The rule of thumb is that if a roof has more than 20% of its area covered with rooflights then the rooflights would need to achieve a 'U' value of at least 2.2W/m²k. This decreases with a smaller percentage. For more information contact our office.

Fire Regulations

Polycarbonate materials achieve a class 1 surface spread of flame, BS 476 part 6 and are classed as an AA, BS 476 part 3 rating too. For more information on Fire regulations, contact our office.

Maintenance

The cleaning of rooflights will be required from time to time. Rooflights and skylights can be cleaned using a light household detergent and a non abrasive cloth. Please note that health and safety issues will need to be considered when attempting any maintenance requirements

Non fragility & falling bodies

Most rooflights are classed as **non fragile**. This may not always be the case but you will be informed if the product you require isn't non fragile. When working on site, fitting or maintaining rooflights, you should always consider that they are **fragile** and take the appropriate steps to protect the work force. Protection could be in the form of fall arrest gear, crash decks, edge Protection etc. If you are not sure contact your local HSE office for further advice.

Polyester Powder Coating

All metallic products are supplied in a mill finish or to a choice of RAL colours. White is standard.

Condensation

Every effort is taken to alleviate the chances of condensation forming on any product. Extreme weather conditions, however, can have an effect on this, with cold external and warm internal temperature differentials causing condensation to form on surfaces.

Handling & Storage

Care must be taken when handling any product. Polycarbonate, particularly, as it can be scratched. Rooflights are supplied with a protective packaging for this reason. Rooflights should never be stacked and should always be stored in a dry area away from sunlight until their installation.

Design & specification

Full technical drawing facilities are available from our office. Any queries regarding our products should be addressed to our technical team.