



Original fibrous plaster moulding



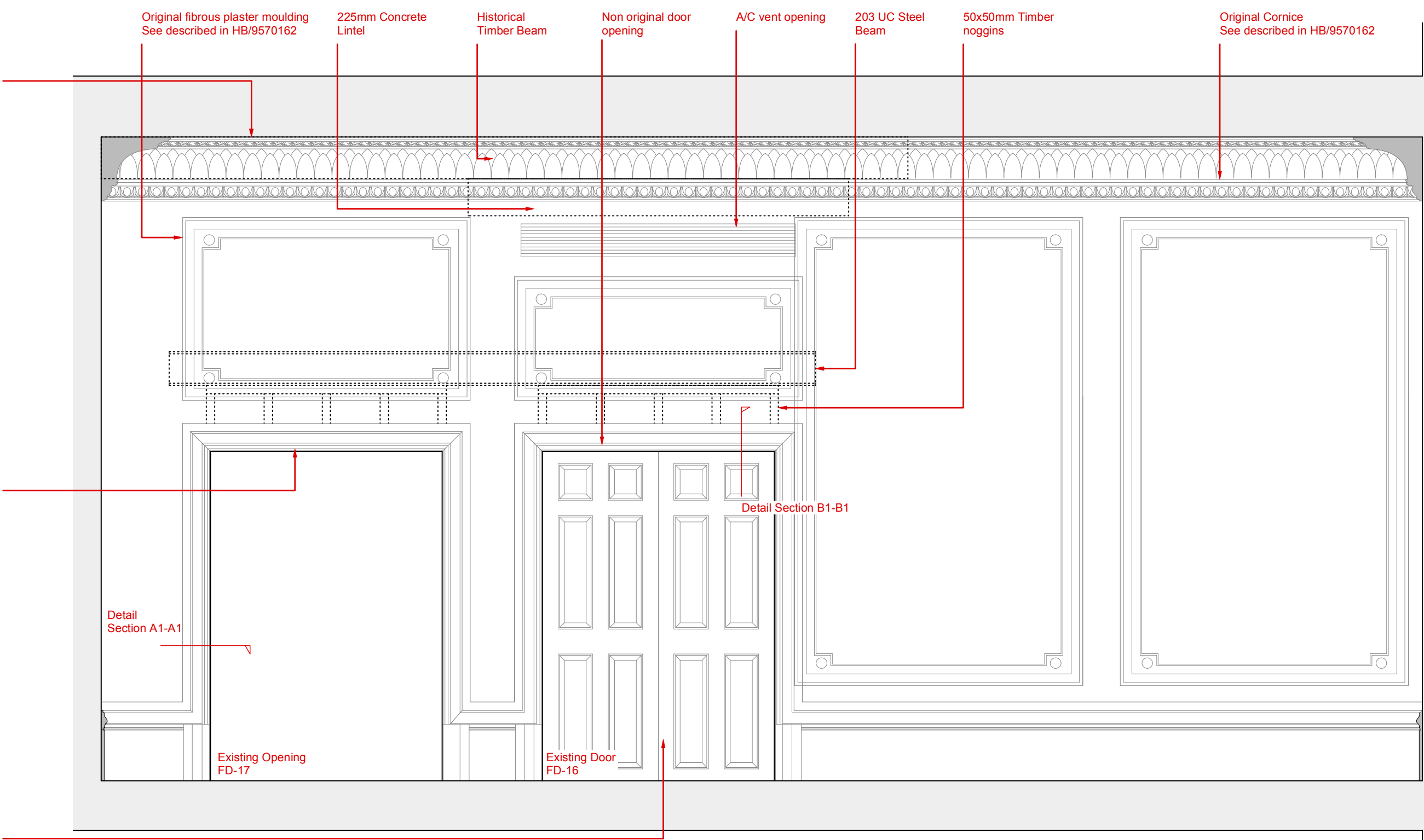
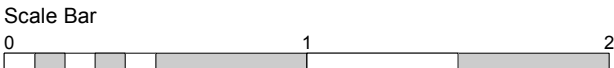
Existing Opening FD-17



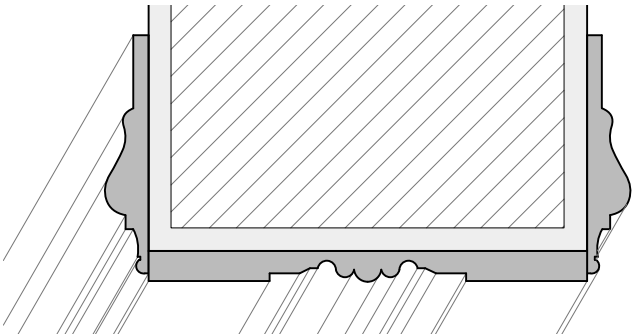
Exposed steel structure



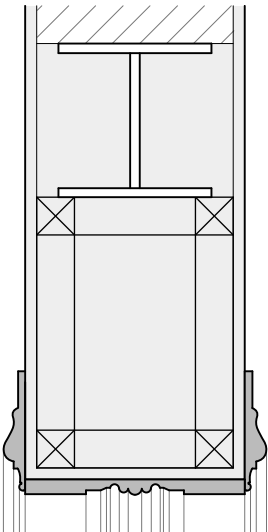
Existing Door FD-16



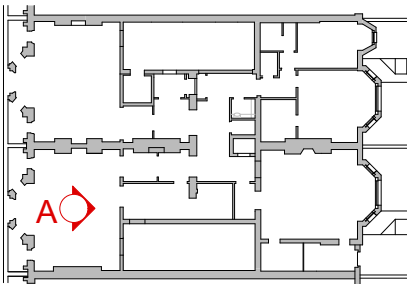
Existing Elevation A @ 1:25



FD-17 Door Frame Architrave Detail  
Section A1-A1  
@ 1:5



FD-16 Door Frame Architrave Detail  
Section B1-B1 @ 1:10



<b>David Quigley Architects</b> 2 Albemarle Way, Clerkenwell, London EC1V 4JB Tel: 020 7251 1880 E-Mail: info@davidquigleyarchitects.co.uk			
Job:	Flat 2, 5 Cambridge Gate	Client:	
Title:	Elevation A - Existing - FD-16, FD-17		
Scale:	1:25 @ A3	Date:	May 2018
Drwg No:	CG-PL-202	Rev:	-
<small>This drawing is copyright. Do not scale from the drawing work only to figured dimensions. The contractor is to verify all dimensions onsite before commencing work. All errors and omissions are to be reported to the Architect. The drawing shall be read in conjunction with all relevant drawings and specifications. If in doubt, ask.</small>			