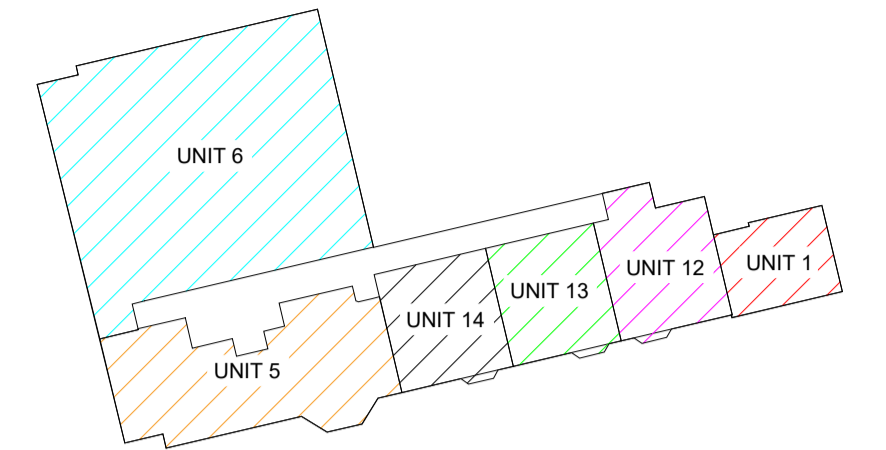




KEYPLAN



NOTES

- 1.00 FOR ASSOCIATED WATER SERVICES LAYOUTS REFER TO IN2 ENGINEERING M-30 SERIES DRAWINGS.
- 2.00 LOCATION OF ALL HEAT INTERFACE UNITS T.B.C
- 3.00 ALL PIPE SIZES T.B.C
- 4.00 LOCATION OF METERS T.B.C
- 5.00 ALL PIPEWORK TO BE COPPER R 250 MATERIAL TEMPER (HALF HARD).
- 6.00 ALL PIPEWORK SIZES NOTED REFER TO THE NOMINAL PIPE DIAMETER.
- 7.00 ALL WASH HAND BASINS SHALL BE FITTED WITH TMV3 CERTIFIED ANTI - SCALD VALVES. HORNE OR EQUAL APPROVED.
- 8.00 ALL VALVES AND FITTINGS TO MATCH 'LINE-SIZE'.
- 9.00 APPROPRIATE ISOLATING VALVES SHALL BE INSTALLED ON ALL BRANCH LEGS AND ON FINAL CONNECTIONS TO SANITARY WARE.
- 10.00 ALL "MIXED" SUPPLIES SHALL HAVE A MAX PIPE LENGTH OF 1m.
- 11.00 DYNAMIC THERMAL BALANCING VALVES SHALL BE PROVIDED TO THE WATER RETURN CIRCUIT AS INDICATED.
- 12.00 POSITIONS OF KITCHEN APPLIANCES TO BE CONFIRMED.

WATER SERVICES SCHEDULE OF PIPEWORK

- PIPEWORK IN CEILING VOID
- PIPEWORK EXPOSED AT HIGH LEVEL IN PLANT AREAS
- PIPEWORK AT LOW LEVEL
- PIPEWORK IN FLOOR VOID / TRENCH
- COLD WATER SUPPLY (CWS)
- BOOSTED PRIMARY COLD WATER SUPPLY
- HOT WATER SUPPLY FLOW (HWSF)

WATER SERVICES SCHEDULE OF SYMBOLS

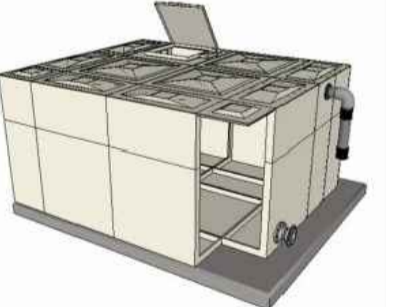
- ⌵ ISOLATING VALVE
- ⌵ THERMOSTATIC MIXING VALVE
- ⌵ 2-PORT VALVE
- DW DISHWASHER
- WHB WASH HAND BASIN
- BTH BATH
- WM WASHING MACHINE
- HIU HEAT INTERFACE UNIT
- SHWR SHOWER
- WC WATER CLOSET
- SNK SINK

HEAT INTERFACE UNIT



AS PER SPECIFICATION

CWS TANK



AS PER SPECIFICATION

BOOSTER SET



AS PER SPECIFICATION

WATER METER



AS PER SPECIFICATION

ENERGY DISPLAY DEVICE

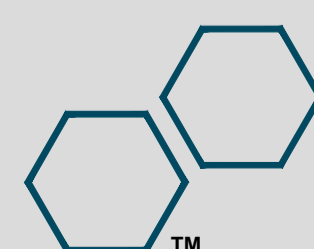


AS PER SPECIFICATION

- S1 ISSUED FOR COORDINATION
- S2 ISSUED FOR INFORMATION
- S3 ISSUED FOR INTERNAL REVIEW AND COMMENT
- S4 ISSUED FOR CONSTRUCTION APPROVAL

NOTE: ARCHITECTURAL DRAWING USED FOR COMPILATION OF IN2 DRAWING. ARCHITECTURAL DRAWING REVISION : P1 DATE RECEIVED : 12.01.2018

STATUS	DATE	DESCRIPTION	DRN	ENG	APP	REV
S3	11.05.2018	PRELIMINARY ISSUE	DT	EB	BF	P1



**IN2**  
ENGINEERING DESIGN PARTNERSHIP  
DUBLIN . ATHLONE . BELFAST . LONDON



PROJECT  
**BELSIZE PARK FIRESTATION**  
CLIENT  
**PLATINUM LAND**

DRAWING TITLE  
**MECHANICAL SERVICES INSTALLATION  
GROUND FLOOR LEVEL - UNITS 13 & 14  
WATER SERVICES LAYOUT**

SCALE 1:100 @ A1  
1:200 @ A3  
SIZE **A1**  
PROJECT REF: **L18051**  
DRAWING No. **L18051-IN2-00-00-DR-M-3002**

STATUS  
**S3**  
REVISION  
**P1**