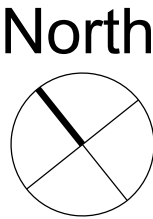
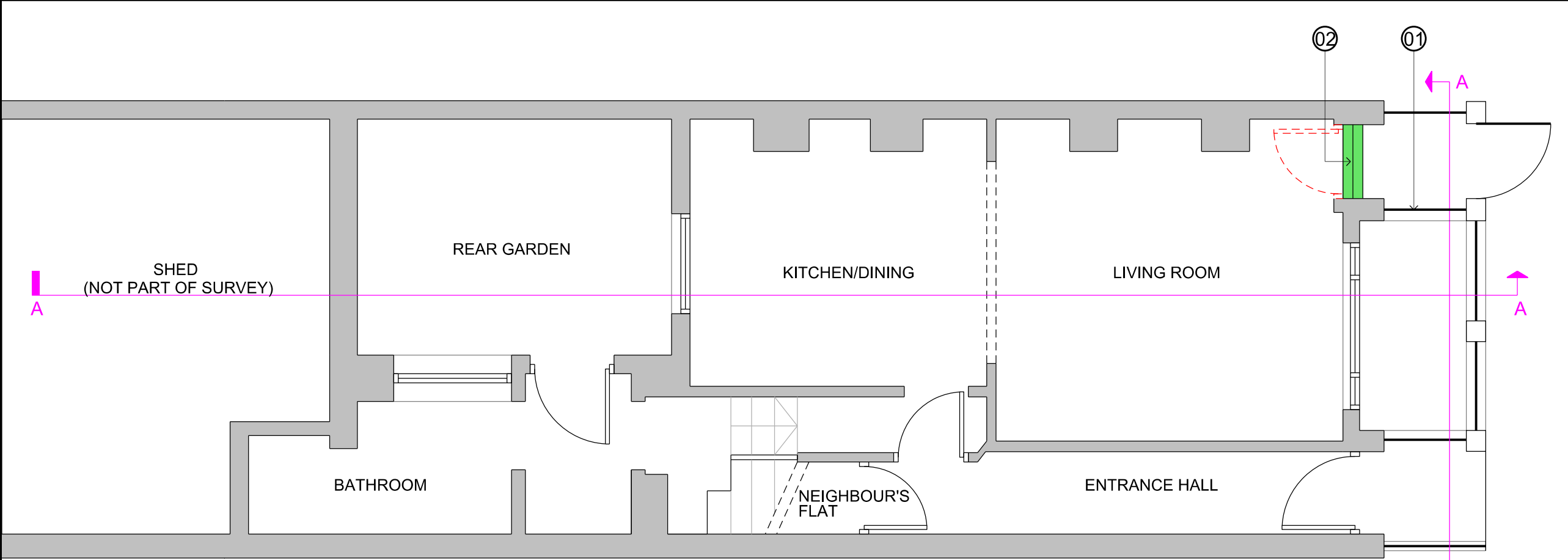


EXISTING GROUND FLOOR PLAN

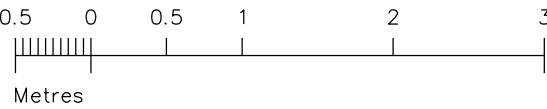


- KEY**
- 01 New railing to match existing
  - 02 Bricked up door, finished in painted render to match existing

Rev.		
A	22.05.18	Door bricked up in accordance with planner's requirements



PROPOSED GROUND FLOOR PLAN



**SHAPE Architecture**  
WWW.SHAPEARCHITECTURE.CO.UK

**FOR PLANNING**

**41 Hartland Road Camden  
NW1 8DB**  
PROJECT

Existing and Propsed Ground  
Floor Plan  
DRAWING

SCALE IS 1:50 @ A3

1:50	March 2018
SCALE	DATE

1294 PL005 A
DWG. NO.                      REVISION

This drawing is copyright Shape Architecture Ltd. The Contractor must not scale from the drawing. All dimensions to be taken from dimension strings. Where any discrepancies are found between dimensions these must be brought to the attention of the Architects for resolution. Where discrepancies exist between reference or assembly drawings and detail drawings the latter take preference.