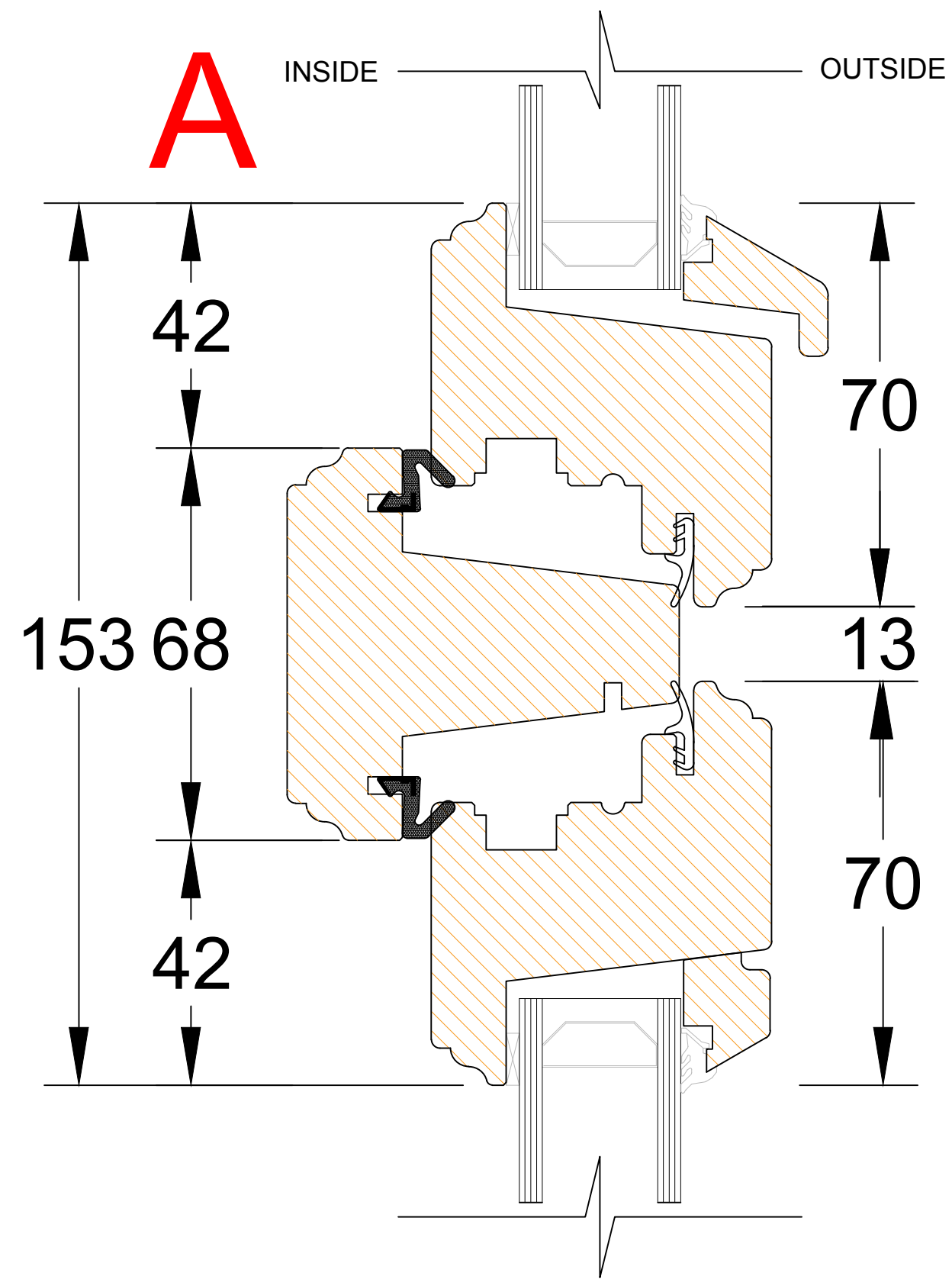
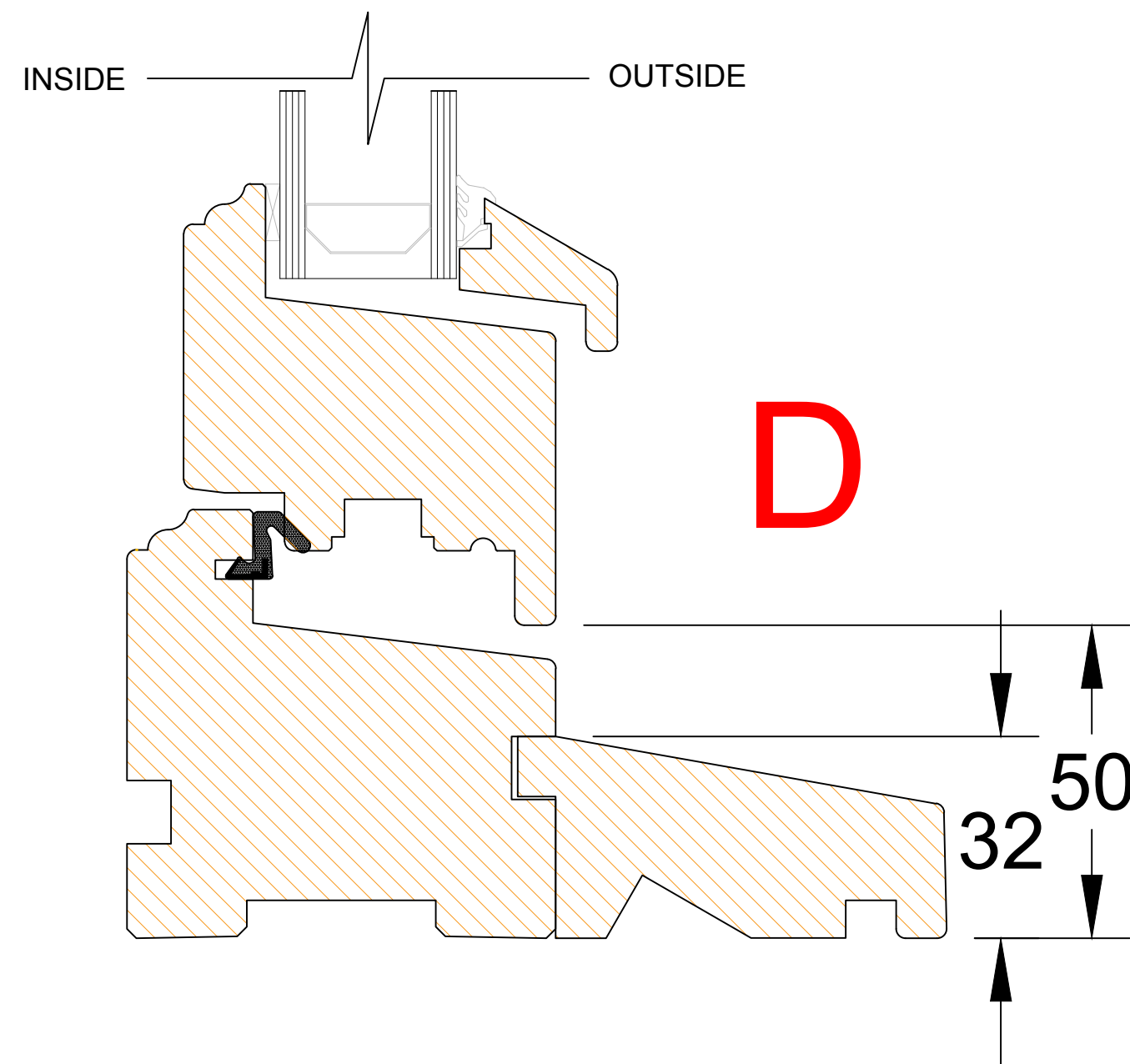
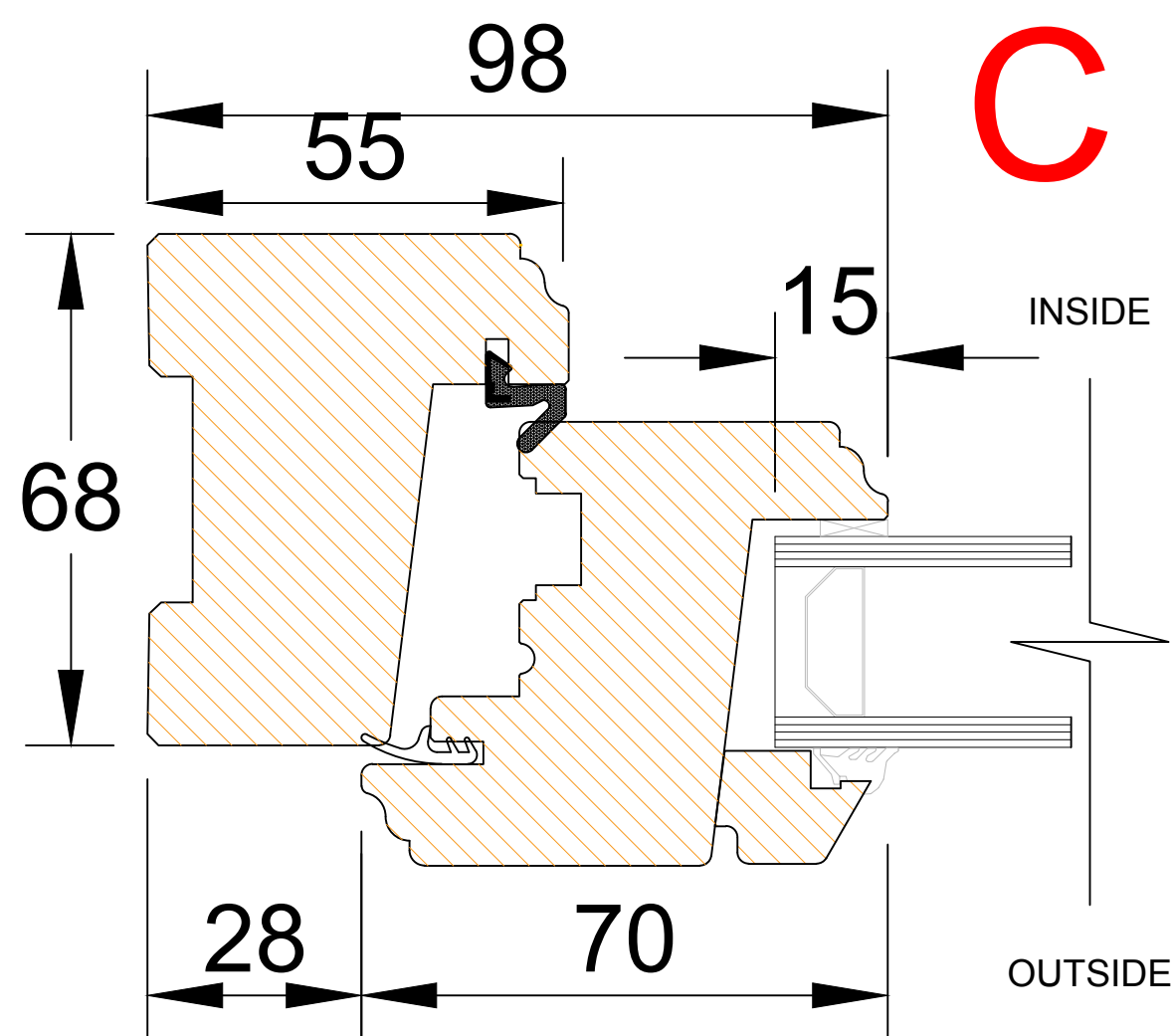
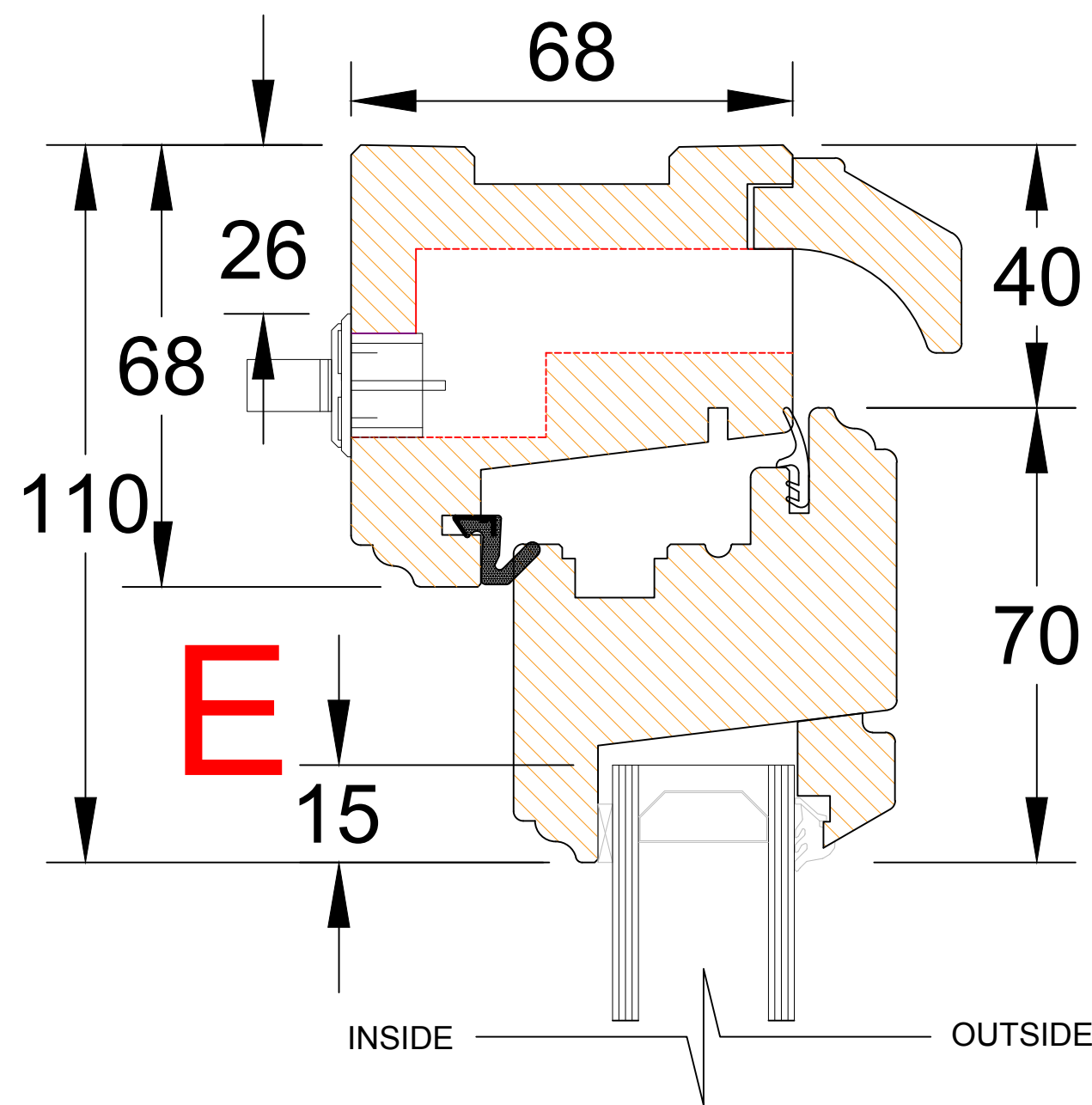


Not in scale



- 1) Kitchen Window-Amdega Softwood Timber Casement Win T8, 890 mm. wide x 1090 mm. high, 1st Transom: 774, External Finish: Arctic White, Glass Whole Frame: 4mm Clear, Handle Finish: Chrome, Handle Style: Modern, Internal Finish: Arctic White, Lock Type: Shootbolt, Sash Style: Storm Proof, Sealed Unit Type: Energy Saver Plus, Spacer Colour: Black, Vent Head: White
- 2) RightBed Window-Amdega Softwood Timber Casement Win T8, 930 mm. wide x 1170 mm. high, 1st Transom: 854, External Finish: Arctic White, Glass Whole Frame: 4mm Clear, Handle Finish: Chrome, Handle Style: Modern, Internal Finish: Arctic White, Lock Type: Shootbolt, Sash Style: Storm Proof, Sealed Unit Type: Energy Saver Plus, Spacer Colour: Black, Toughened Glass, Vent Head: White
- 3) LeftBed Window-Amdega Softwood Timber Casement Win T8, 830 mm. wide x 1700 mm. high, 1st Transom: 950, External Finish: Arctic White, Glass Whole Frame: 4mm Clear, Handle Finish: Chrome, Handle Style: Modern, Internal Finish: Arctic White, Lock Type: Shootbolt, Sash Style: Storm Proof, Sealed Unit Type: Energy Saver Plus, Spacer Colour: Black, Toughened Glass, Vent Head: White

1. All dimensions in millimetres (mm) and levels in metres (m) unless noted otherwise.
2. This drawing to be read in conjunction with all other relevant drawings and specification.
3. All work to comply with the relevant British Standards, Codes of Practice and the Building Regulations.

Revisions:

Customer: Mr Guy Clutton-Desen
Garden Flat
25 Netherhall Gardens
London
NW3 5RL

Drawing Title:
Window Details

Drawing No:	2081/PP/04	Contract No:	EF2081AW
Scale:	1:1	Starting Date:	22 May 2018
Drawn:	E.Radinaite	Size:	A1
		Revision:	.
		Ref No:	.

EVEREST
CONSERVATORIES
EVEREST HOUSE
SOPERS ROAD
CUFFLEY
EN6 4SG

© Crown copyright. All rights reserved.
License numbers 010031673 and 100042205

