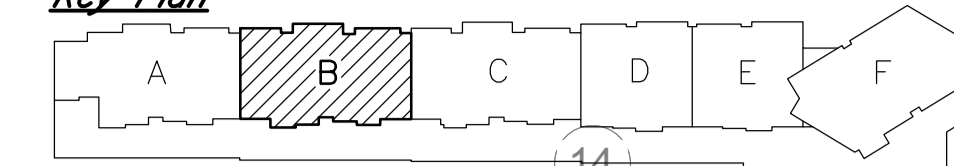


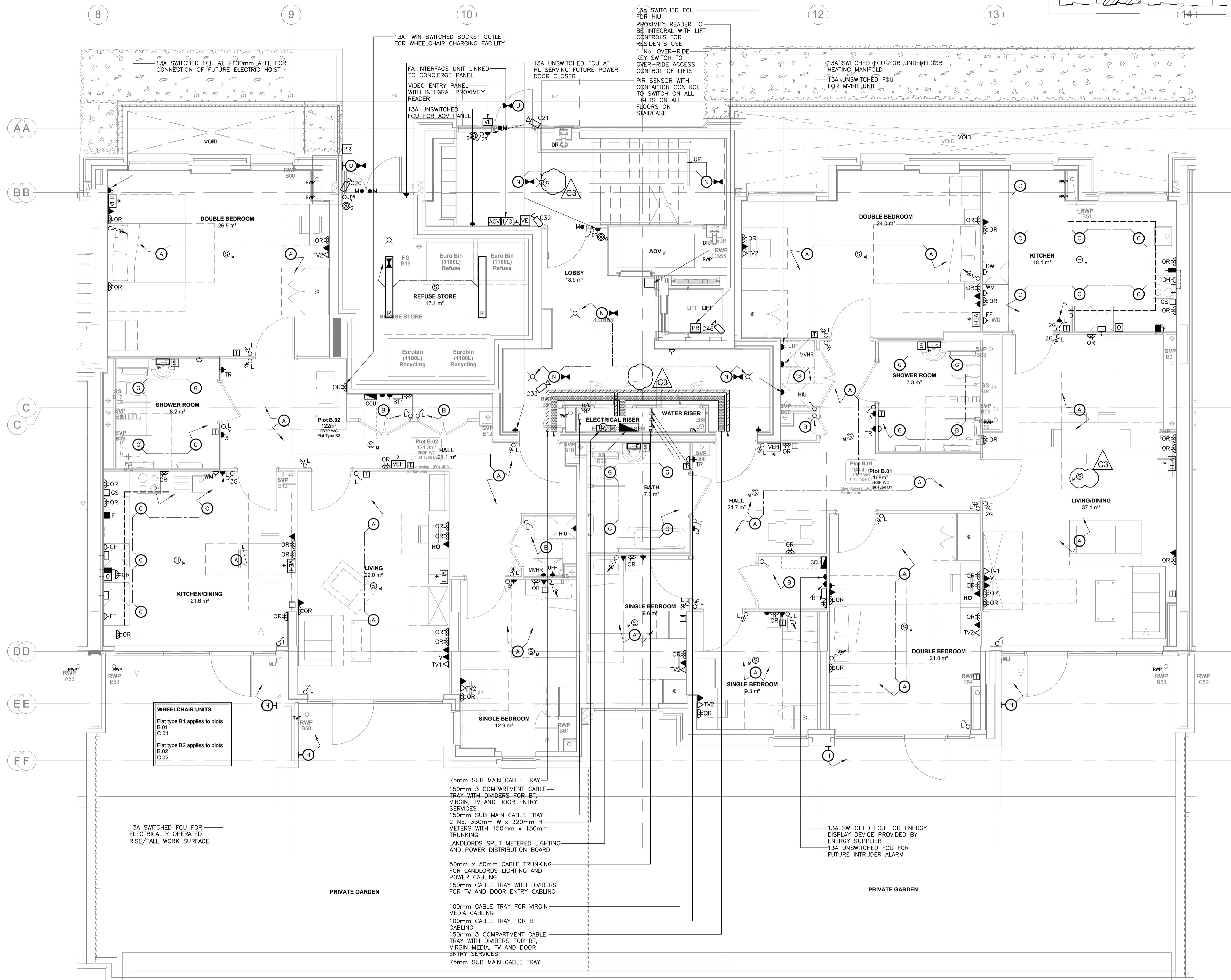
COMPANY OF ORIGIN Pollard Thomas Edwards	ARCHITECTS DRAWING No. 029_L(00)_B_100	COMPANY OF ORIGIN Pollard Thomas Edwards	ARCHITECTS DRAWING No. 029_L(00)_403
ORIGINAL FILE NAME 029_L(00)_B_100_F		ORIGINAL FILE NAME 029_L(00)_403	
ORIGINAL DRAWING TITLE General Arrangement Plan Block B - Level 0	REV. DATE RECEIVED F 14-06-17	ORIGINAL DRAWING TITLE Unit Plans - Types B1 & B2 Level 0 Block B	REV. DATE RECEIVED B 31-01-17

Key Plan



NOTES

1. ALL DIMENSIONS ARE IN MILLIMETRES UNLESS OTHERWISE INDICATED.
2. THIS DRAWING SHALL BE READ IN CONJUNCTION WITH THE SPECIFICATION AND ALL OTHER DRAWINGS.



WHEELCHAIR UNITS
Flat type B1 applies to plots B.01
C.01
Flat type B2 applies to plots B.02
C.02

75mm SUB MAIN CABLE TRAY
150mm 3 COMPARTMENT CABLE TRAY WITH DIVIDERS FOR BT, VIRGIN, TV AND DOOR ENTRY SERVICES
150mm SUB MAIN CABLE TRAY
2 No. 350mm W x 320mm H METERS WITH 150mm x 150mm TRUNKING
LANDLORDS SPLIT METERED LIGHTING AND POWER DISTRIBUTION BOARD

50mm x 50mm CABLE TRUNKING FOR LANDLORDS LIGHTING AND POWER CABLING
150mm CABLE TRAY WITH DIVIDERS FOR TV AND DOOR ENTRY CABLING

100mm CABLE TRAY FOR VIRGIN MEDIA CABLING
100mm CABLE TRAY FOR BT CABLING
150mm 3 COMPARTMENT CABLE TRAY WITH DIVIDERS FOR BT, VIRGIN MEDIA, TV AND DOOR ENTRY SERVICES
75mm SUB MAIN CABLE TRAY

13A SWITCHED FCU FOR ENERGY DISPLAY DEVICE PROVIDED BY ENERGY SUPPLIER
13A UNSWITCHED FCU FOR FUTURE INTRUDER ALARM

13A SWITCHED FCU FOR ELECTRICALLY OPERATED RISE/FALL WORK SURFACE

PRIVATE GARDEN

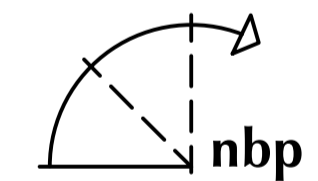
PRIVATE GARDEN

C3	03.10.17	REVISED AS CLOUDED	LT	MD
C2	14.06.17	REVISED TO SUIT LATEST ARCHITECTS LAYOUTS AND AS CLOUDED.	PK	MD
C1	31.03.17	CONSTRUCTION ISSUE	LT	MD

Date	Revision	Dwn	Chk
------	----------	-----	-----

Norman Bromley Partnership LLP

consulting engineers
Bridge House,
97-101 High Street,
Tonbridge,
Kent. TN9 1DR



Tel. No. (01732) 773737 Fax No. (01732) 773353
Email: mail@normanbromley.co.uk

Client
WATES LIVING SPACE

Project
ABBEY ROAD

Service
Electrical Engineering

Title
BLOCK B LEVEL 0 GROUND FLOOR PLAN FLAT TYPES B1 & B2 ELECTRICAL SERVICES LAYOUT

Scale 1:500/41	Date NOV/16	Drawn WB	Approved MD
-------------------	----------------	-------------	----------------

DRAWING No. EBS 1536-B/2	REV. C3
-----------------------------	------------

CONSTRUCTION