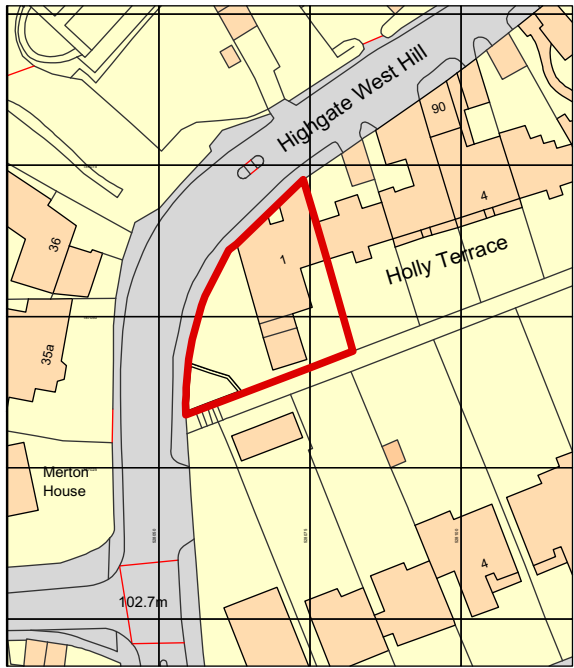

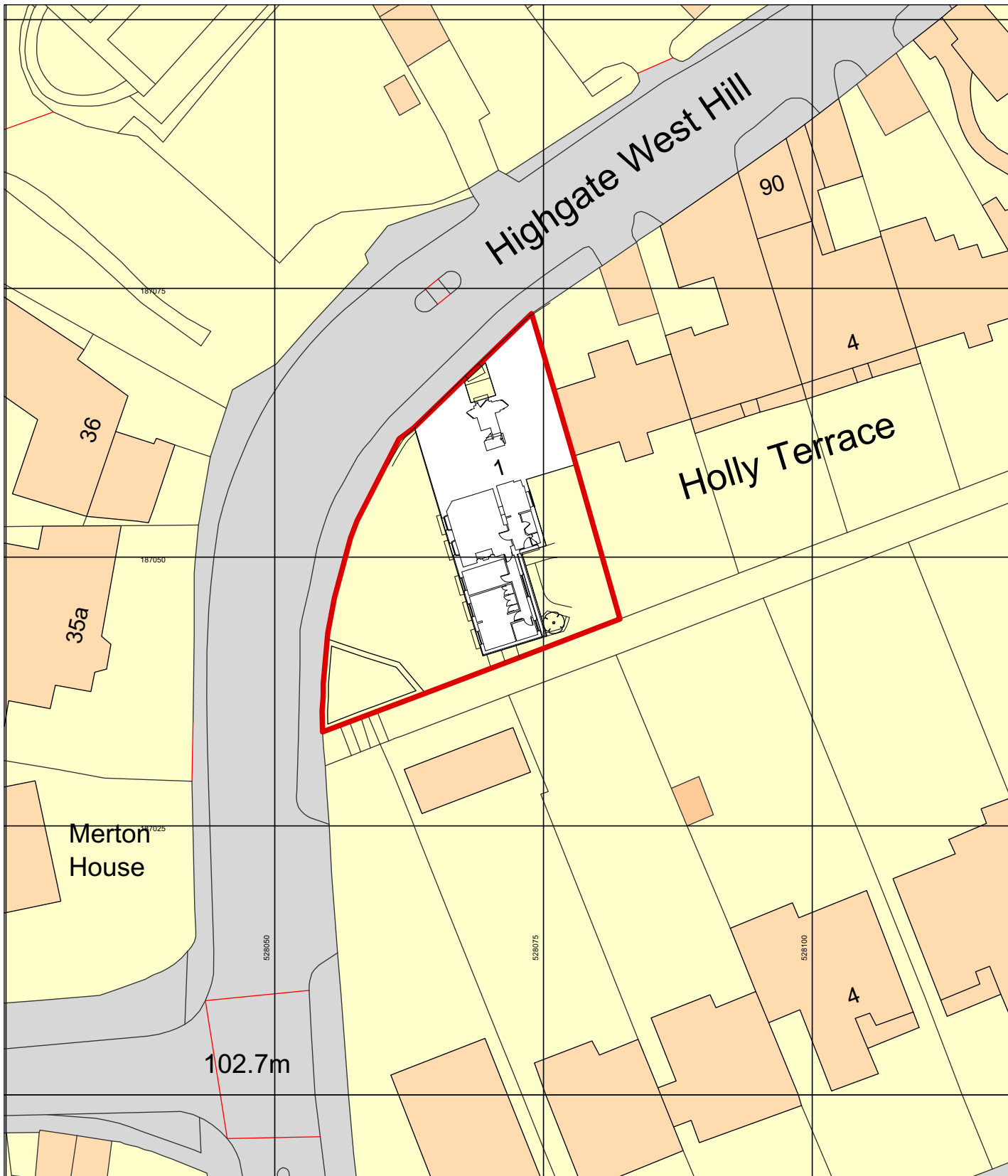
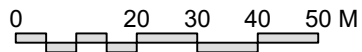


SITE AREA = 601 sq m (0.0601 Hectares)



SITE LOCATION PLAN 1: 1250 scale



BLOCK PLAN 1:500 scale



living-architects

14 LINEN HOUSE, 253 KILBURN LANE
LONDON W10 4BQ
TEL. 020 8962 6660 FAX. 020 8962 6661
surname@living-architects.com

living-architects copyright reserved

GROUND FLOOR FLAT 1A, 1 HOLLY TERRACE
HIGHGATE WEST HILL, HIGHGATE, LONDON
EXISTING

BLOCK PLAN 1:500 scale

SITE LOCATION PLAN 1: 1250 scale

DO NOT SCALE THIS DRAWING

SCALE 1:500 & 1:1250 @ A3 DATE APRIL 2017

DRAWN BY ES CHECKED BY CA

CAD FILE REF 966 X12.vwx

DRAWING NO. **966 / X12**

STATUS PLANNING REVISION