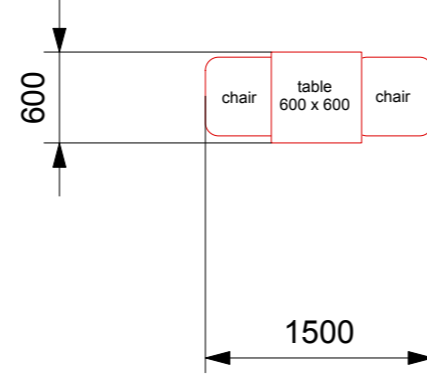


### General Guidelines

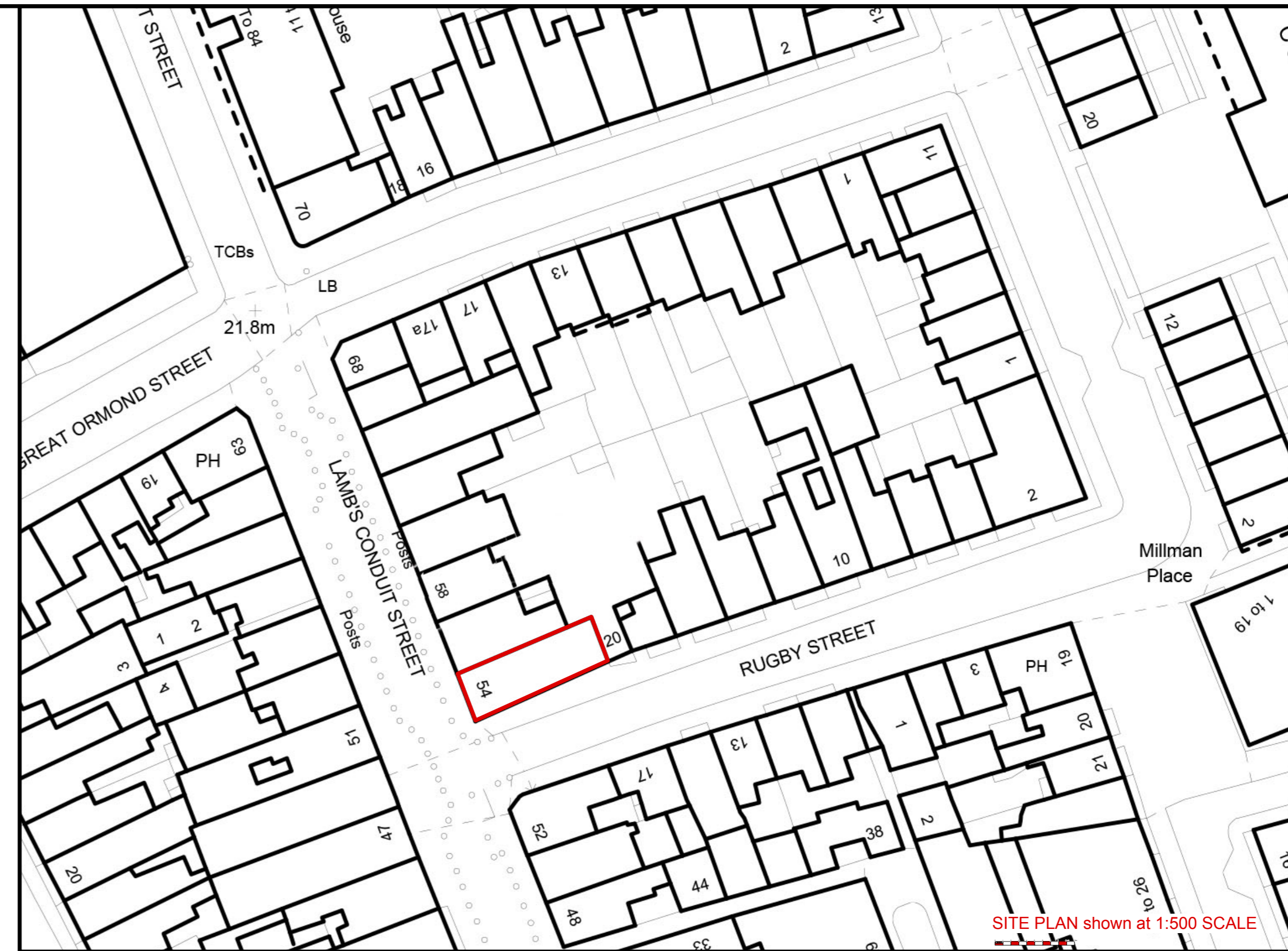
General guidelines and guidelines for design and disabled access when making an application to place tables and chairs on the public highway

1. There should be a minimum clear width of 1.8 metres between the edge of the chairs and the kerb. 'Clear width' is the width available to pedestrians either on a footway or a shared surface between the area being used for tables and chairs and any other obstructions e.g., trees or parking meters.
  2. Tables and chairs should be placed so as not to obstruct drivers' sight lines.
  3. Emergency access should not be obstructed.
  4. Access to utility's equipment (e.g. manhole covers) should be easily achievable.
  5. Sturdy fencing etc. to be acceptable as a means of defining area.
  6. Tables and chairs to be visible from within the premises.
  7. Tables and chairs to be removed at the end of the permitted period day: except picnic benches.
  8. Consents to be limited for 12 months.
  9. For new applications the Council will generally apply hours of operation between 9am to 6pm from Monday to Sunday for all permits although, subject to location and consultation, applications will be considered between the hours of 8am to 9pm.
  10. Exceptions to the hours of operation outlined in paragraph 9 above may be made for premises located in predominantly commercial streets in the Central London Area, major town centres and district town centres where the Council may apply hours of operation between 8am to 11pm Monday to Thursday, 8am to 11.30pm on Friday and Saturday and 8am to 10.30pm on Sunday.
  11. Application outside of these prescribed criteria will be considered with reference to their adherence to the guidelines set out in the Council's licensing policy.
  12. If consent is granted it must be prominently displayed in the window of the premises where the tables and chairs are located.
- A direct route of at least 1 metre wide must be available from the pavement to the entrance of the premises. This width must be maintained at all times.

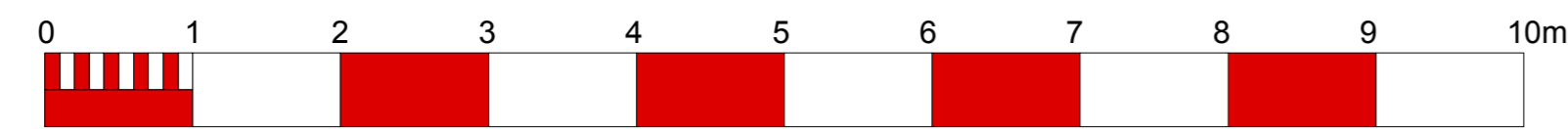
Tables and Chairs Guidance Notes V.01



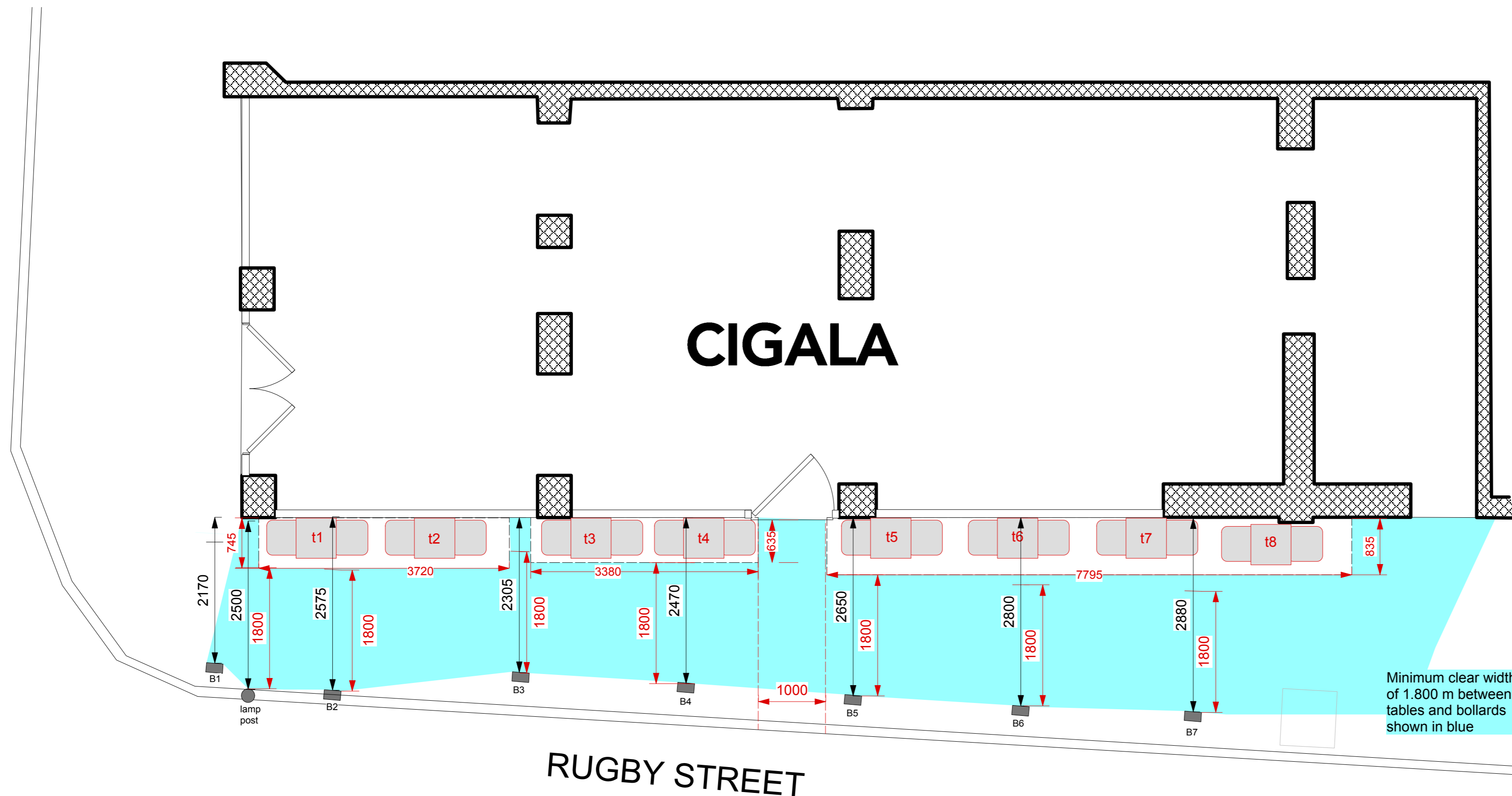
## TABLE LAYOUT SHOWN AT 1:50 SCALE



SITE PLAN shown at 1:500 SCALE



LAMB'S CONDUIT STREET



### BOLLARD CLEARANCES AS MEASURED ON SITE

B1	2.170 m
Lamp Post	2.500 m
B2	2.575 m
B3	2.305 m
B4	2.470 m
B5	2.650 m
B6	2.800 m
B7	2.880 m

### TABLE AREAS

T1 & T2	3.720 x 0.745 m
T3 & T4	3.380 x 0.635 m
T5 to T8	7.7.97 x 0.835 m

## PROPOSED TABLE LAYOUT AT 1:50 SCALE

CLIENT  
**CIGALA RESTAURANT**  
JOB  
**TABLE LAYOUT DRAWING PROPOSED LAYOUT**

DATE  
**2nd April 2018**

SCALE at A1  
**1:50, 1:500**  
at A3  
**1:200, 1:2000**

DWG NO  
**JHTL 001**

Ralph Perry Robinson  
Home Farm House  
Teffont Evias  
Wiltshire  
SP3 5RG



ralph@phpp.co.uk