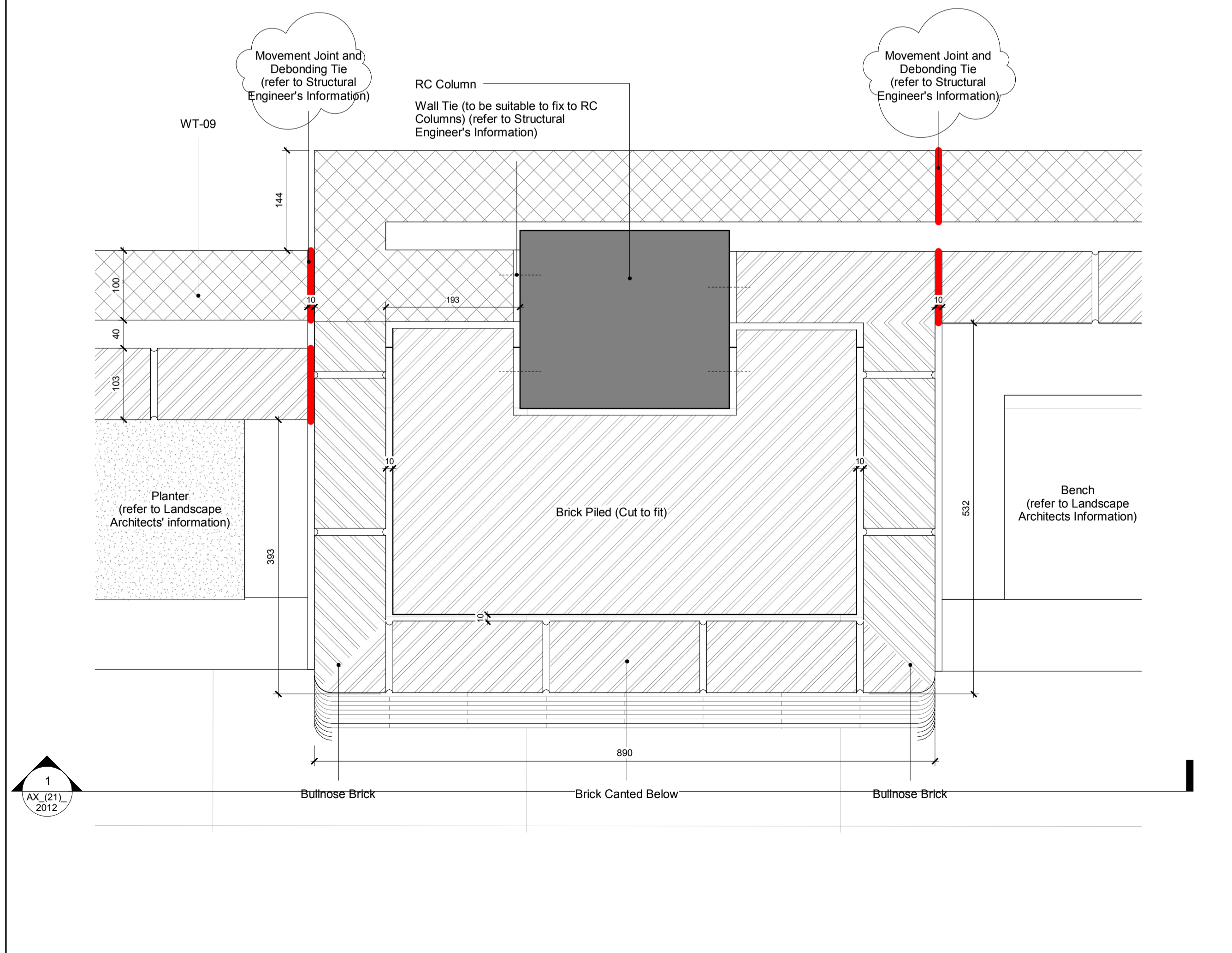
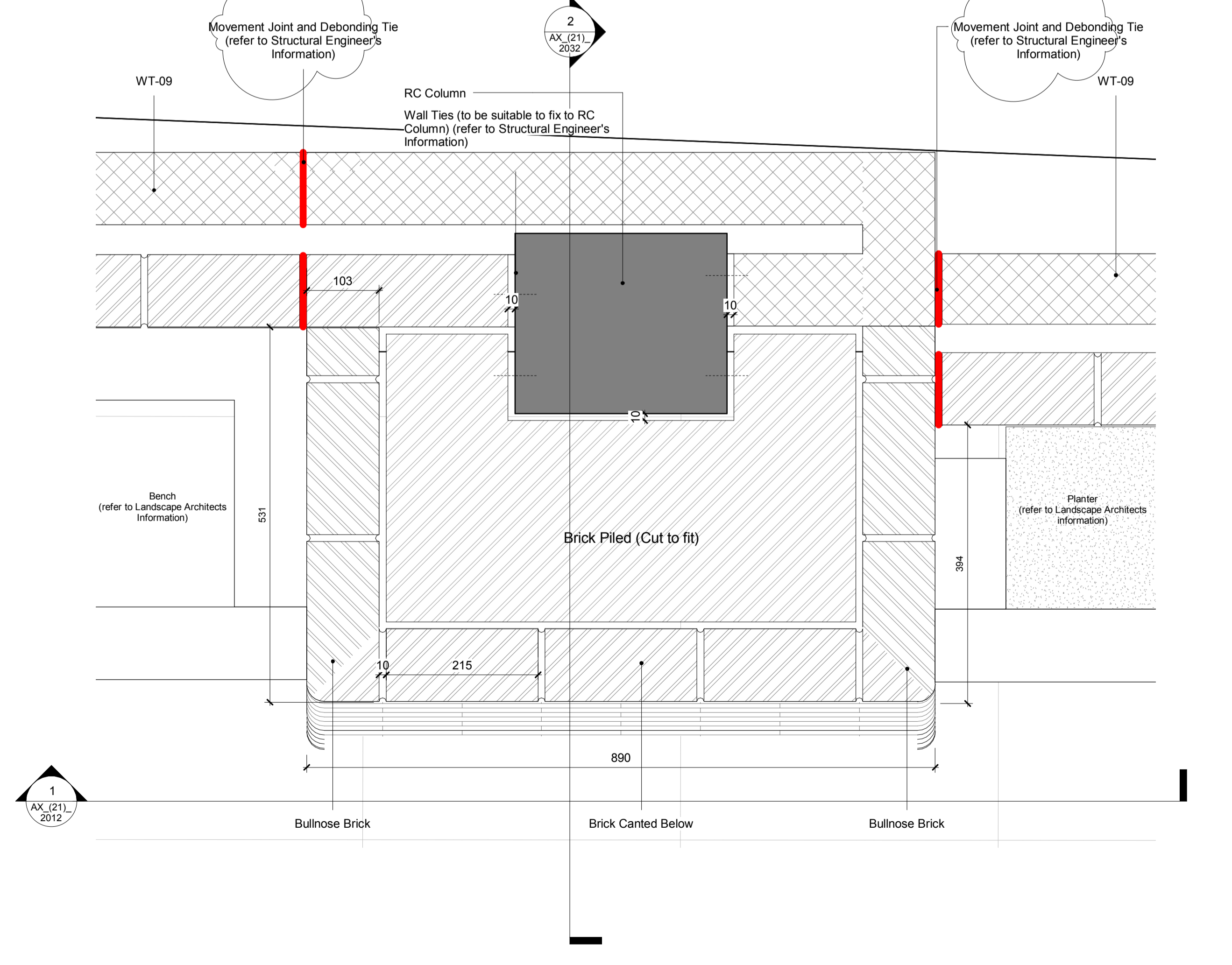


1 Canal Wall Buttress - Plan A-A



2 Canal Wall Buttress 1 - Plan B-B



3 Canal Wall Buttress 2 - Plan B-B

**KEY**  
 Site Boundary - - - - -  
 Refer to (00) series for GAs  
 Refer to (05) series for Cores  
 Refer to (20) series for Slab setting out  
 Refer to (21)\_3 series for Second Floor Glazing  
 Refer to (21)\_4 series for Terracotta Screen  
 Refer to (21)\_6 series for Third Floor Glazing  
 Refer to (24) series for Stairs  
 Refer to (31) series for Windows and Louvers  
 Refer to (32) series for Doors  
 Refer to (40) series for Concrete Scope  
 REFER TO SUB-CONTRACTOR INFORMATION  
 Performance Requirements: Refer to Specification

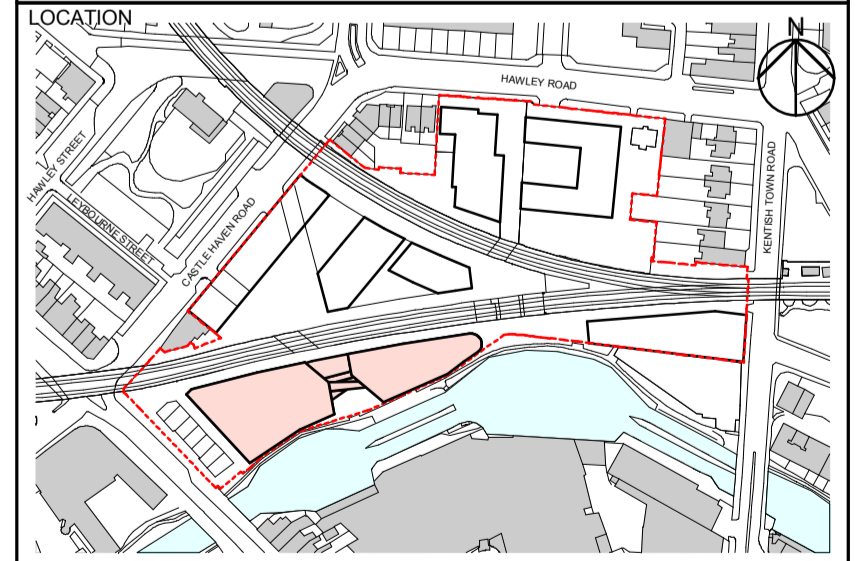
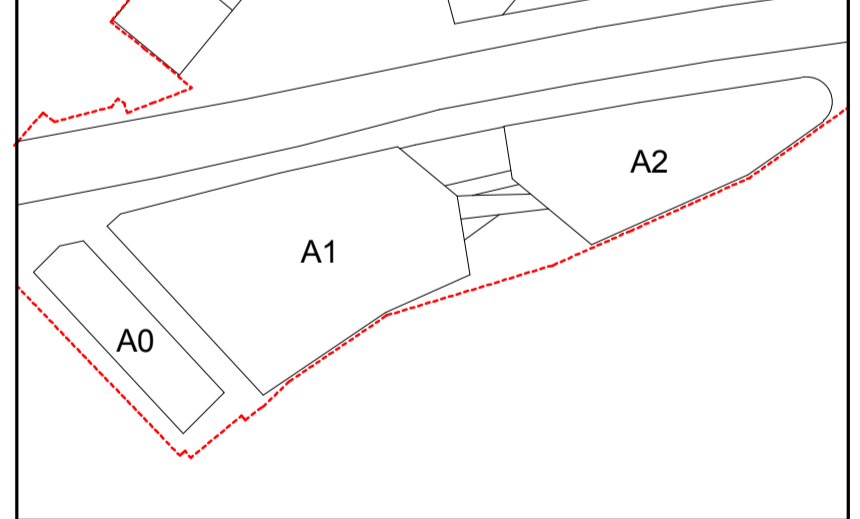
**NOTES**  
 All windows to be inward opening to comply with Access and Maintenance Strategy. Refer to 14045\_A\_V\_RP002.  
 ALL DIMENSIONS TO BE CHECKED AND SET OUT ON SITE.  
 REFER TO AX\_(21)\_2001 FOR SECTION DETAIL REFERENCES.  
 REFER TO AX\_(21)\_2020/2021/2030/2032 FOR CANAL WALL DETAILS.  
 Refer to Structural Engineers for Movement Joint and Masonry Support details.  
 Movement Joint Mastic colour to be agreed.

C02	28/04/17	For Construction	F02	14/10/16	Stage F - For Coordination
C01	18/11/16	For Construction	F01	28/06/16	Stage F - For Coordination
REV	DATE	DESCRIPTION			

CONSULTANTS	
CLIENT:	Stanley Sidings
CONTRACTOR:	Mace Group
STRUCTURAL ENGINEER:	Walsh Group
MECHANICAL ENGINEER:	AECOM
COST CONSULTANT:	Gardiner & Theobald
PROJECT MANAGER:	Gardiner & Theobald
ACOUSTIC CONSULTANT:	Arup
TRANSPORT CONSULTANT:	Arup
PLANNING CONSULTANT:	Gerald Eve
LANDSCAPE ARCHITECT:	Fabrik
CDM CO-ORDINATOR:	Gardiner & Theobald

- NOTE**
- Do not scale from this drawing.
  - All dimensions to be checked on site by the contractor and such dimensions to be his responsibility. Report all drawing errors, omissions and discrepancies to the architect.
  - This document may be issued in an uncontrolled CAD format to enable others to use it as background information to make alterations and/or additions. In that instance the file will be accompanied by a PDF version. It is for those making such alterations and additions to ensure that they make use of current background information.
  - AHMM Ltd accepts no liability for any such alterations or additions to the background information or arising out of changes to background information which occur prior to alterations of additions being made.

REFER TO TECHNICAL REFERENCE SHEET FOR SPECIFICATION CLAUSES  
 DOCUMENT REFERENCE: 14045\_A\_TRS



**ALLFORD HALL MONAGHAN MORRIS**  
 ARCHITECTS Ltd  
 5-23 OLD STREET, LONDON, EC1V 9HL  
 TEL 020 7251 5261 FAX 020 7251 5123 WEB WWW.AHMM.CO.UK

job title  
**CAMDEN LOCK VILLAGE**  
 drawing title / location  
**Canal Wall Details - Plans 1-5**

drawn by	checked	scale	status
MP	FG	1:5 @ A1 ; 1:10 @ A3	For Construction
project	drawing no.	revision	

14045 AX\_(21)\_2020 C02