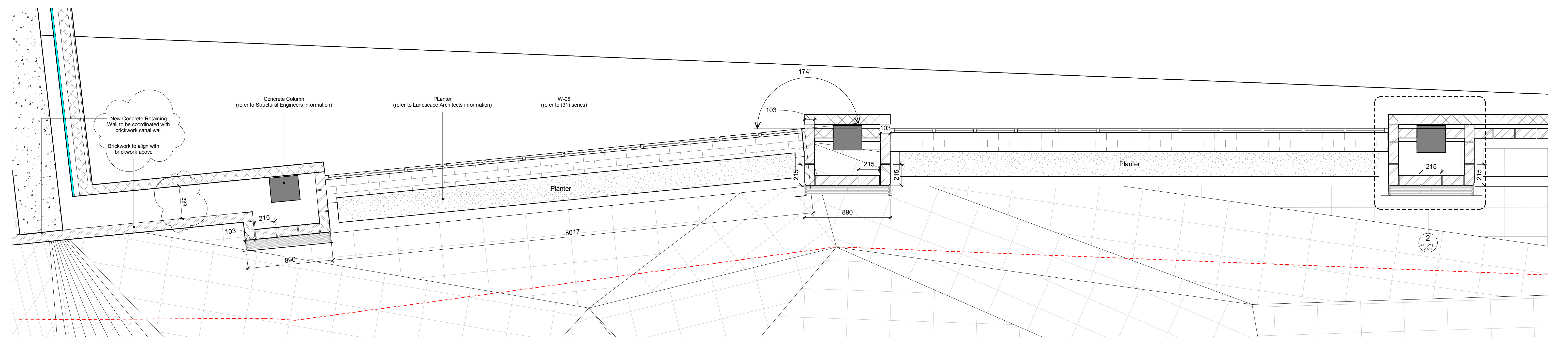


1 Building A1 - Canal Wall Elevation - 1:20



2 Building A1 - Canal Wall Plan CC - 1:20

Site Boundary - - - - -

KEY:
 Refer to (00) series for GA's
 Refer to (05) series for Cores
 Refer to (20) series for Slab setting out
 Refer to (21)_3 series for Second Floor Glazing
 Refer to (21)_4 series for Terracotta Screen
 Refer to (21)_6 series for Third Floor Glazing
 Refer to (24) series for Stairs
 Refer to (31) series for Windows and Louvres
 Refer to (32) series for Doors
 Refer to (40) series for Concrete Scope

REFER TO SUB-CONTRACTOR INFORMATION
 Performance Requirements: Refer to Specification

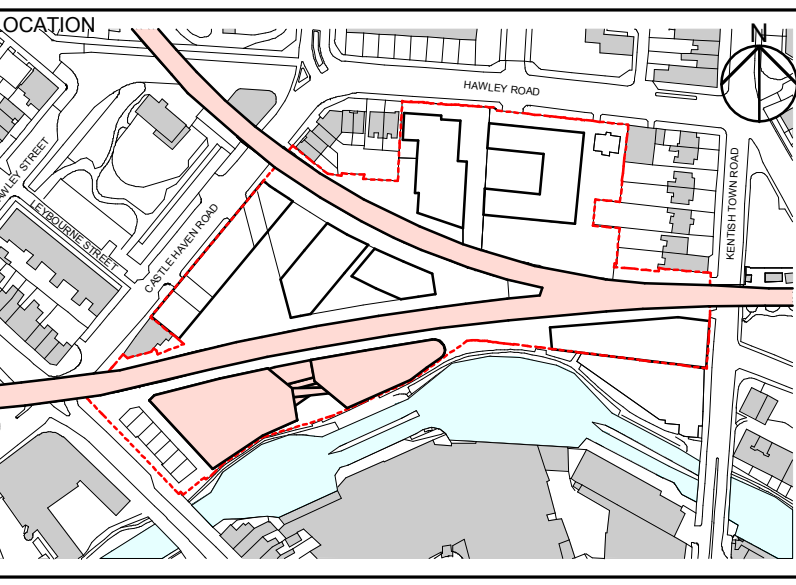
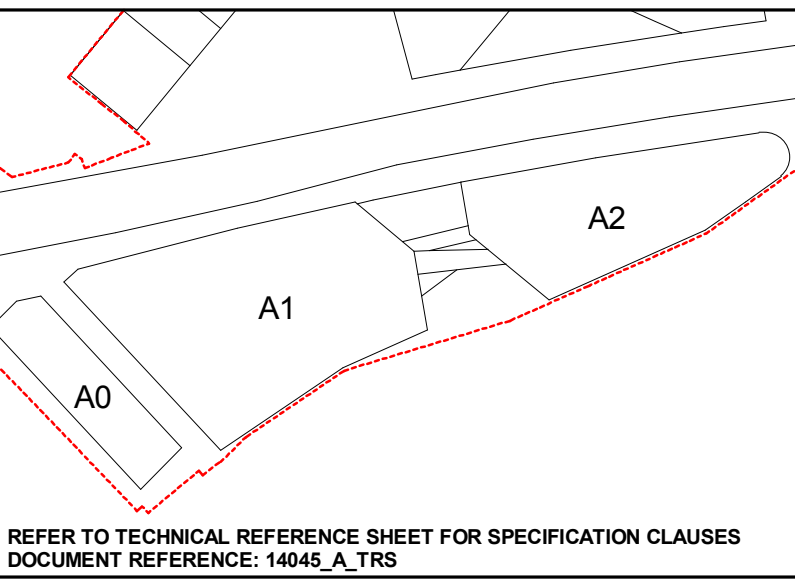
NOTES
 All windows to be inward opening to comply with Access and Maintenance Strategy. Refer to 14045_A_V_RP002.

ALL DIMENSIONS TO BE CHECKED AND SET OUT ON SITE.
 REFER TO AX_(21)_2001 for SECTION DETAIL REFERENCES.
 REFER TO AX_(21)_2020/2021/2030/2032 FOR CANAL WALL DETAILS.

REV	DATE	DESCRIPTION
C01	18/11/16	For Construction
C02	05/05/17	For Construction
F01	28/06/16	Stage F - For Coordination
F02	14/10/16	Stage F - For Coordination

CONSULTANTS	
CLIENT:	Stanley Sidings
CONTRACTOR:	Mace Group
STRUCTURAL ENGINEER:	Walsh Group
MECHANICAL ENGINEER:	AECOM
COST CONSULTANT:	Gardiner & Theobald
PROJECT MANAGER:	Gardiner & Theobald
ACOUSTIC CONSULTANT:	Arup
TRANSPORT CONSULTANT:	Arup
PLANNING CONSULTANT:	Gerald Eve
LANDSCAPE ARCHITECT:	Fabrik
CDM CO-ORDINATOR:	Gardiner & Theobald

NOTE
 1. Do not scale from this drawing.
 2. All dimensions to be checked on site by the contractor and such dimensions to be his responsibility.
 3. Report all drawing errors, omissions and discrepancies to the architect.
 4. This document may be issued in an uncontrolled CAD format to enable others to use it as background information to make alterations and/or additions. In that instance the file will be accompanied by a PDF version. It is for those making such alterations and additions to ensure that they make use of current background information.
 AHMM Ltd accepts no liability for any such alterations or additions to the background information or arising out of changes to background information which occur prior to alterations of additions being made.



ALLFORD HALL MONAGHAN MORRIS
 ARCHITECTS Ltd
 5-23 OLD STREET, LONDON, EC1V 9HL
 TEL 020 7251 5261 FAX 020 7251 5123 WEB WWW.AHMM.CO.UK

job title
CAMDEN LOCK VILLAGE
 drawing title / location
Canal Wall - Building A1 - Bay 1

drawn by	checked	scale	status
MP	FG	1:20@A1; 1:40@A3	For Construction
project	zone	CI/SIB	drawing no.
14045	AX_(21)_2011		C02