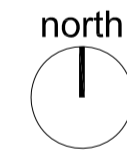
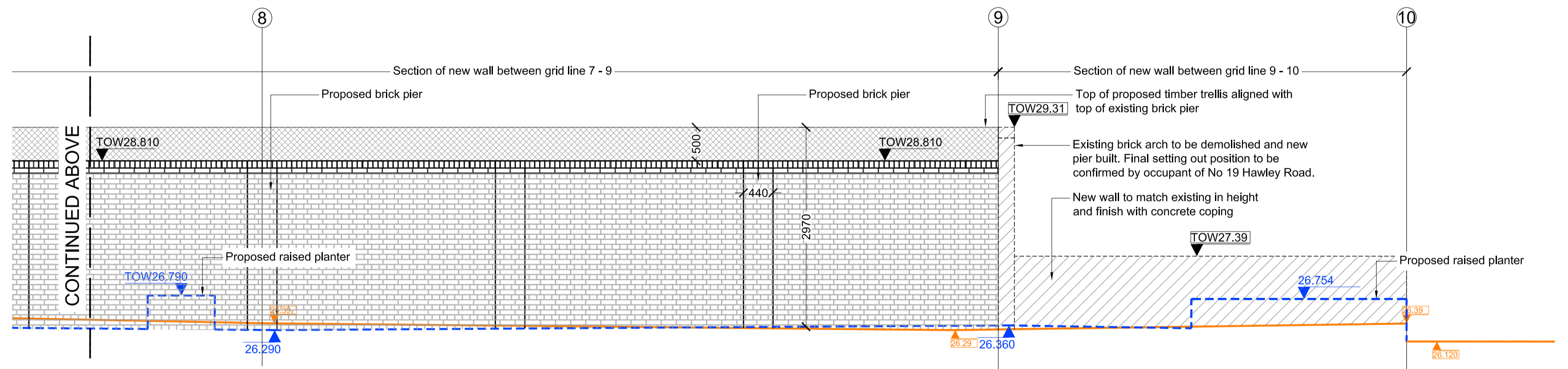
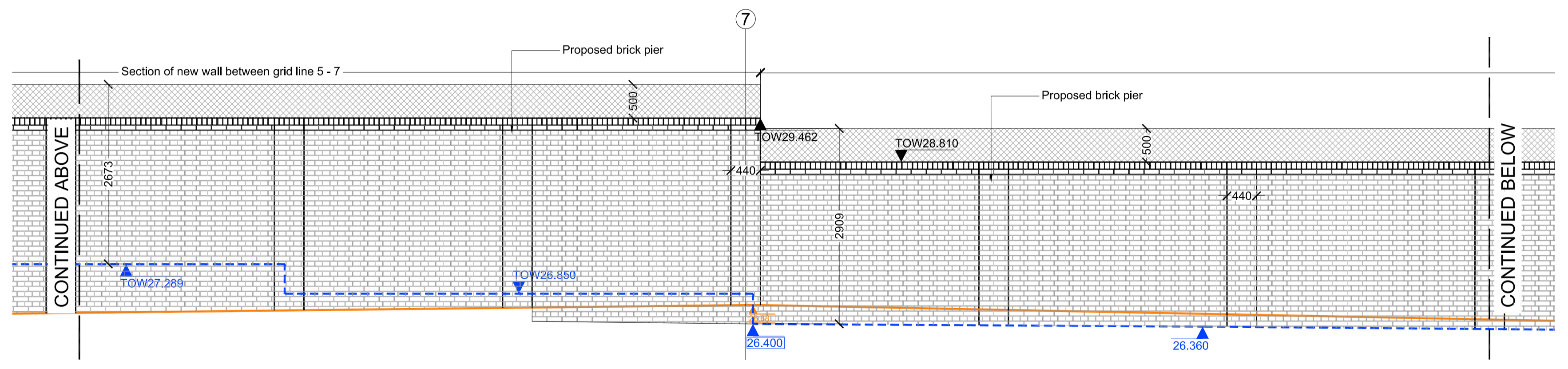
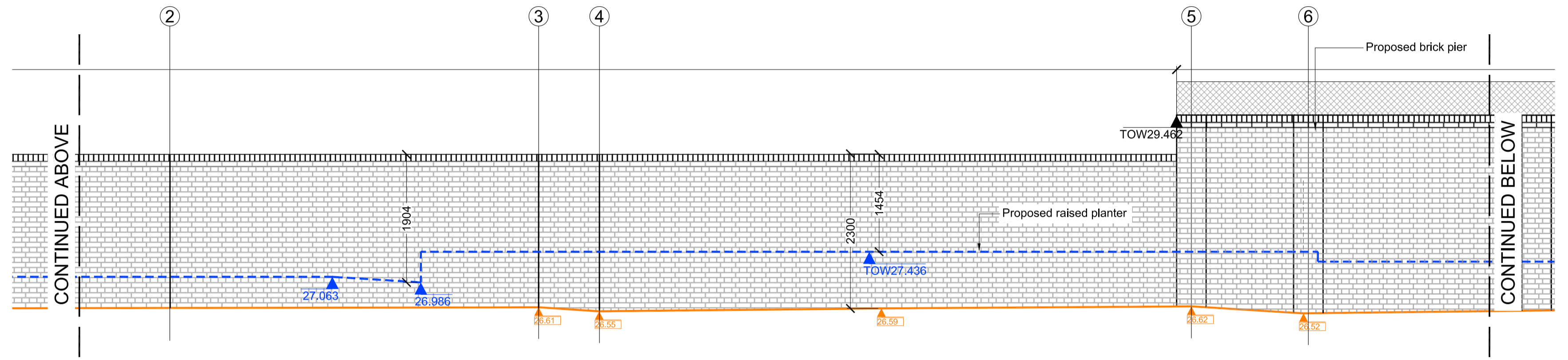
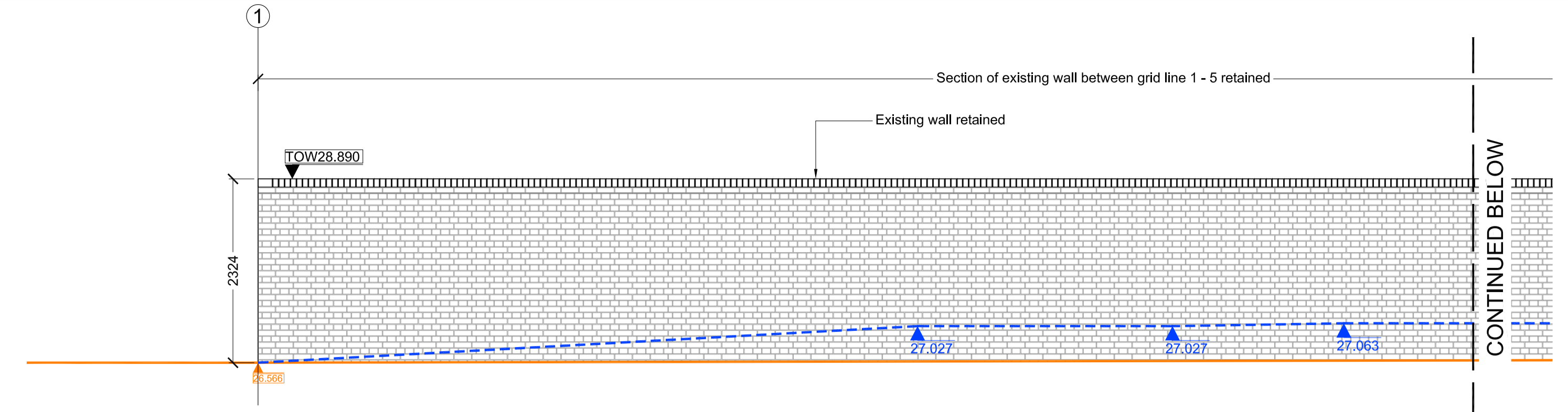
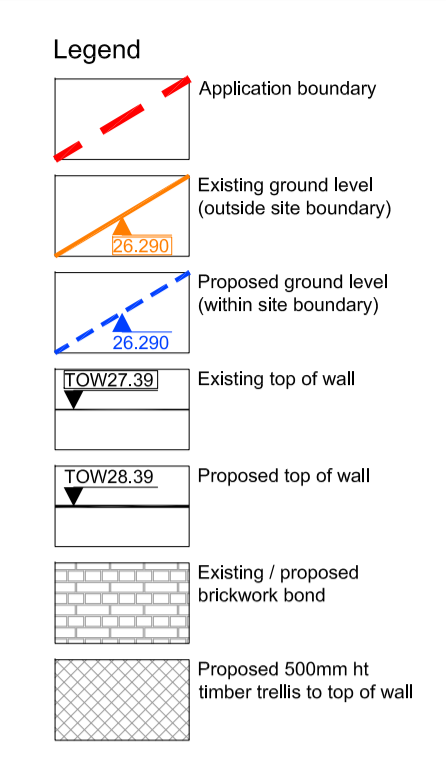


1 Hawley Road Wall Location Plan
SCALE 1:200@A1

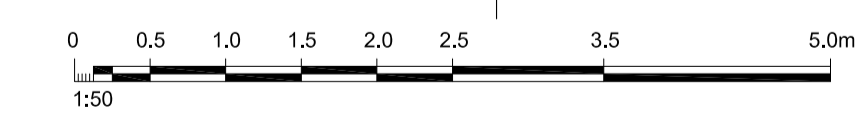


NOTES:

- PROPOSED WALLS AND PIERS TO MATCH EXISTING WALL BETWEEN GRID LINE 1 TO 5 IN COLOUR (YELLOW BRICK), BRICK BOND (FLEMISH BOND) AND BRICK CAPPING DETAIL.



2 Building W Boundary Wall Elevation (Development side)
SCALE 1:50@A1



fabrik

General notes:
1. This drawing is the property of fabrik ltd. It must not be copied or reproduced without written consent.
2. Only figured dimensions are to be taken from this drawing. All contractors must visit site and be responsible for taking and checking all dimensions related to the works shown on the drawing.

First Floor
4-8 Emerson Street
London
SE1 9DU

T: 0207 620 1453
E: london@fabrikuk.com
W: www.fabrikuk.com

No.	Date	Reason
P1	23.04.18	Issued for planning approval
C3	18.04.18	Revised to reflect agreed design
B	04.04.18	Minor amendments. Issued for party wall agreement
A	09.03.18	Issued for party wall agreement
C2	28.07.17	Issued for construction Post VE
C1	12.04.17	Issued for construction

External References:
-
-

No.	Date	Reason
MB	MN	
MB	MN	
MB	MN	
MB	MN	
PC	NB	
PC	CB	
Drawn	Checked	

Project
Camden Lock Village, Camden Town, London
for Mace

Drawing
Building WX - Existing Boundary Wall Elevation

Scale
1:50 @ A1

Date
March '17

Checked
CB

Drawn
PC

Drawing No.
D2456 L.465

Revision
P1

<input type="checkbox"/> Preliminary	<input type="checkbox"/> Issued for Design/Information
<input checked="" type="checkbox"/> Issued for Planning Approval	<input type="checkbox"/> Issued for Tender
<input type="checkbox"/> Issued for Construction	<input type="checkbox"/> As Built

Drawing sheet size - A1

Copyright Reserved ©