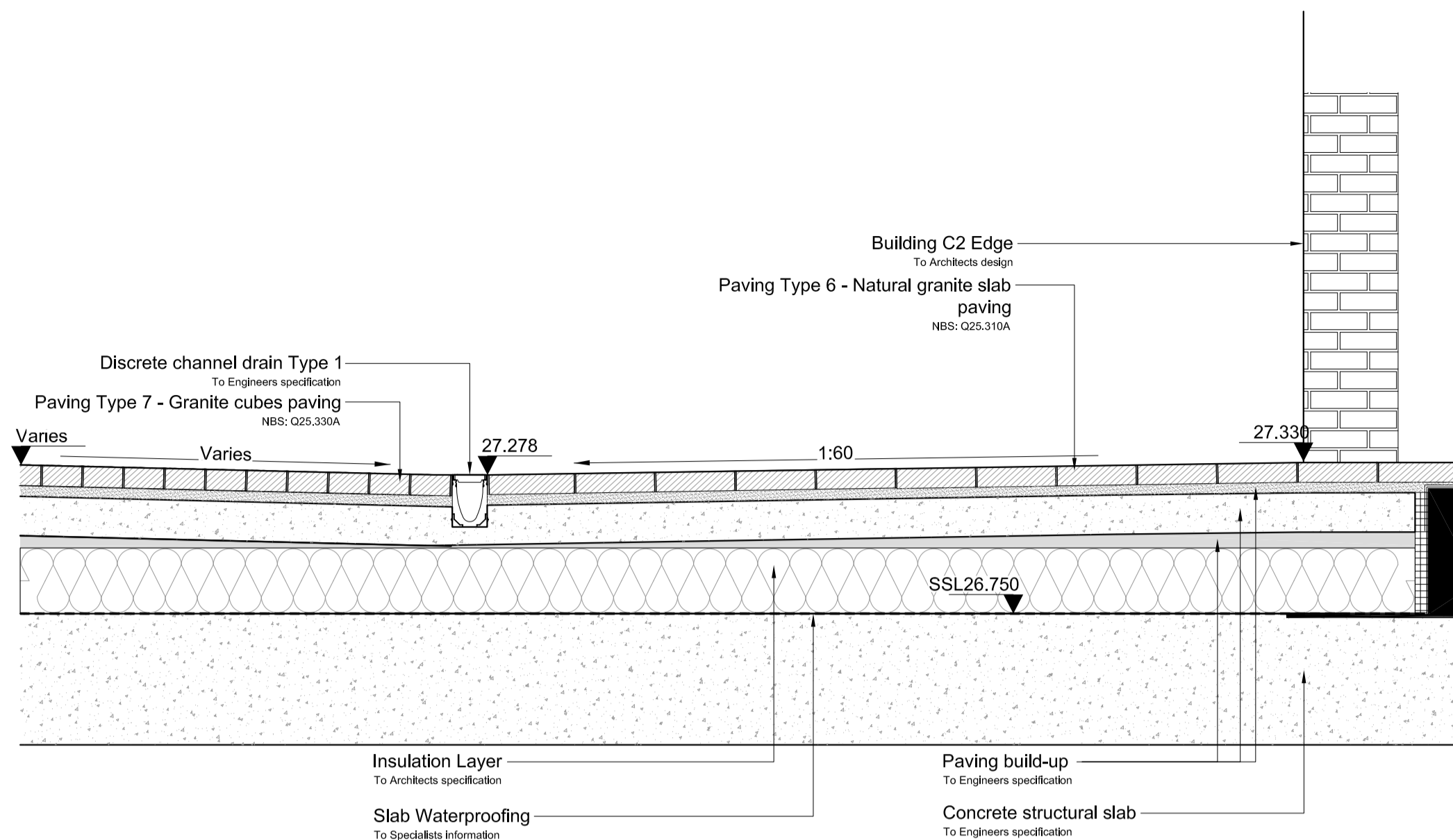
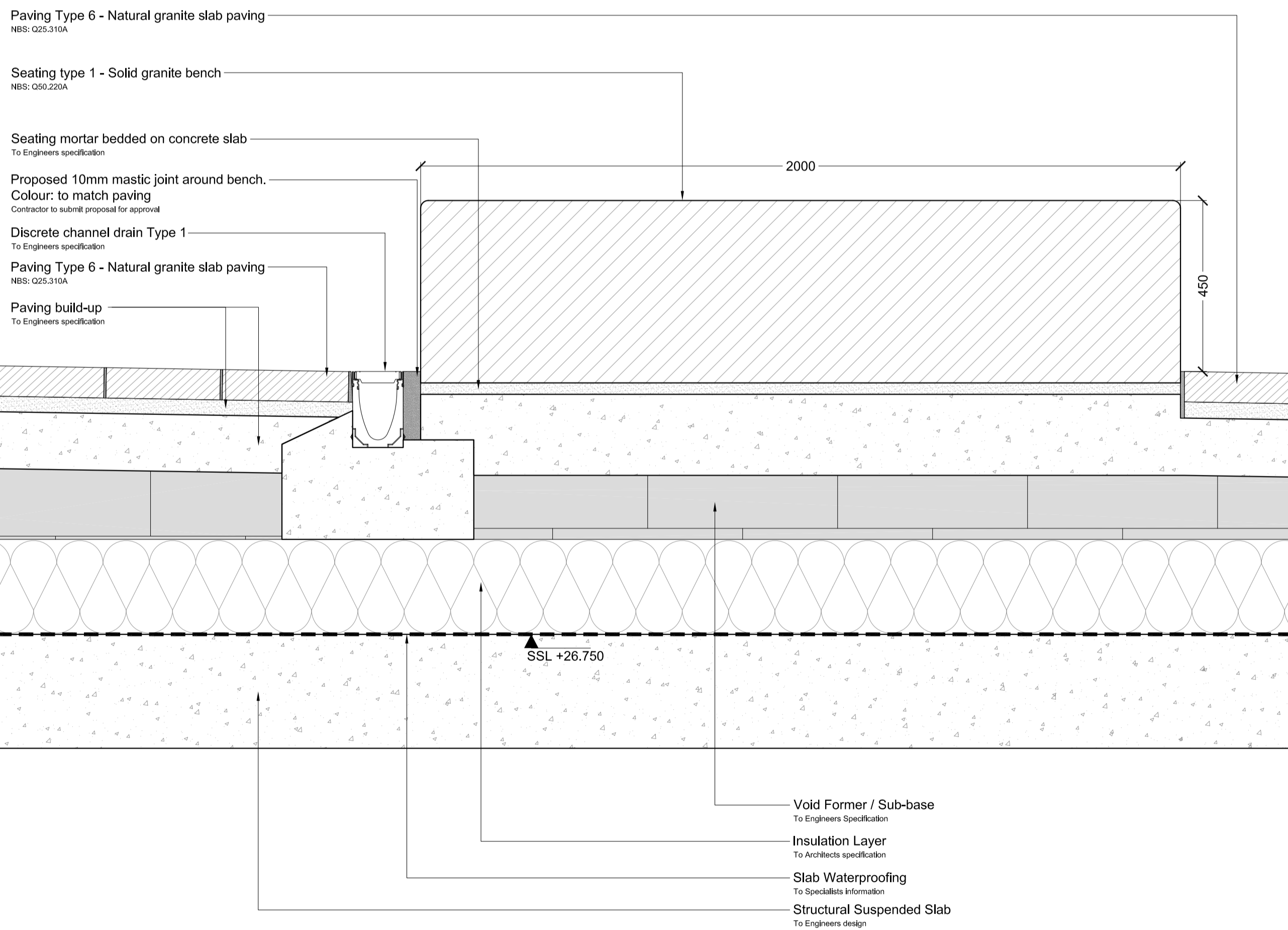


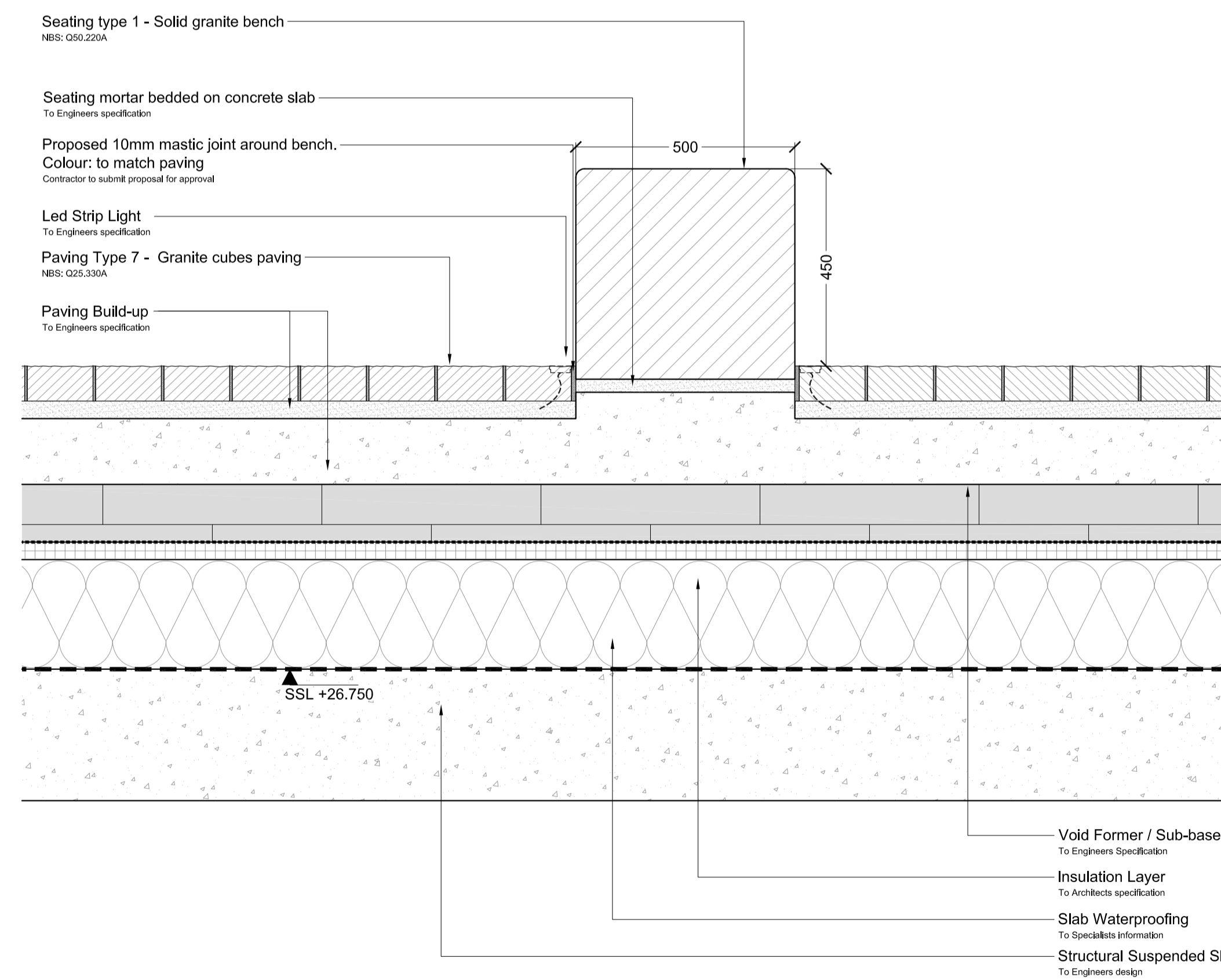
5 Typical Section through Bollard
SCALE 1:20@A1



6 Typical Section through local space
SCALE 1:20@A1



7 Seating Type 1 - Solid Granite seating section / elevation
SCALE 1:10@A1

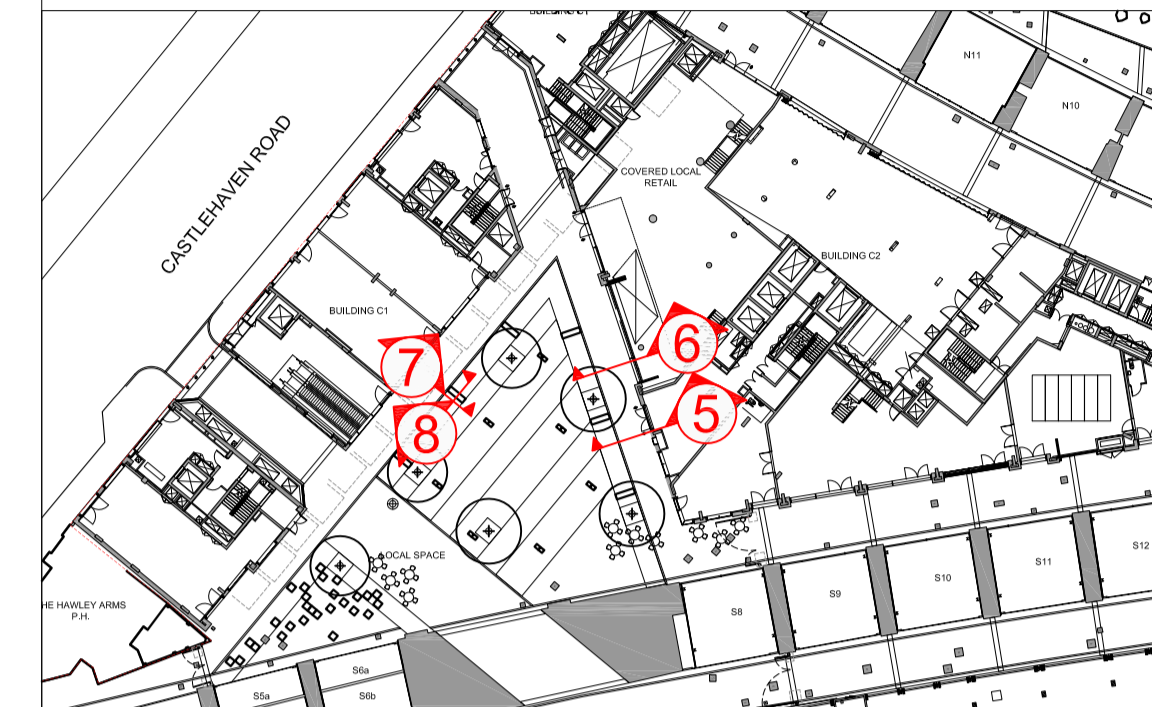


8 Seating Type 1 - Solid Granite seating section
SCALE 1:10@A1

General Notes:

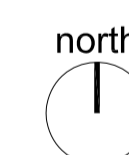
- This drawing is the property of fabrik. It must not be copied or reproduced without written consent.
- This drawing shall be read in conjunction with all relevant contract drawings and fabrik Landscape Specification with any conflicting information to be brought to the attention of fabrik before work commences
- All dimensions are in millimetres unless otherwise specified
- All levels in metres unless otherwise specified
- Only figured dimensions are to be taken from this drawing. All contractors must visit site and be responsible for taking and checking all dimensions related to the works shown on the drawing.
- All dimensions and sizes of units to be verified by the contractor on shop drawings for each element before the commencement of works
- All construction base layers to engineer's specification
- All steelwork to be galvanised unless otherwise stated
- All concrete structures/members to structural engineer's/architect's detail
- All supports/fixings to manufacturer's/engineer's detail
- All exposed concrete faces to waterproofing engineer's/contractor's details
- All eyebolts to be stainless steel unless otherwise specified and to engineers detail
- All trees/shrubs/hedges planted at nursery level
- Falls are for guidance purposes only, setting out shall be to spot levels
- All concrete paving and associated foundation to comply with BS 7533:2006 'Pavements constructed with clay, natural stone or concrete pavers;

Location Plan:



No.	Date	Reason	Name
P1	23.04.18	Issued for planning approval	mn
C2	28.07.17	Issued for Construction Post VE	mb
C1	12.04.17	Issued for Construction	mb

Revisions



fabrik

First Floor
4-8 Emerson Street
London
SE1 9DU

T: 0207 620 1453
F: 0207 261 9126
E: london@fabrik.com
W: www.fabrikuk.com

Project
**Camden Lock Village, Camden
for MACE**

Drawing

Local Space -
Typical Sections Sheet 3

Scale	Date	Checked	Drawn
1:20 @ A1	March '17	NB	MB

Drawing No.	Revision
D2456 L.453	P1

<input type="checkbox"/> Preliminary	<input type="checkbox"/> Issued for Design/Information
<input checked="" type="checkbox"/> Issued for Planning Approval	<input type="checkbox"/> Issued for Tender
<input type="checkbox"/> Issued for Construction	<input type="checkbox"/> As Built

Drawing sheet size - A1

Copyright Reserved ©