

Door Schedule

Project: **British Museum Perimeter Projects 1-1A MS : Door Schedule**
 Job No: **P2007246**
 Issue: First Issue
 Date: 28/04/2017
 01/06/2017 Rev A
 08/06/2017 Rev B
 26/06/2017 Rev C
 06/04/2018 Rev D
24/04/2018 Rev E







NOTES







1. Read in conjunction with GA drawings
2. Read in conjunction with BDP specifications
3. All existing openings subject to contractors site survey
4. This colour indicates new door
5. This colour indicates existing doors containing asbestos. Refer to 'Asbestos Pre Refurbishment Survey Report' by Lucion Environmental Ltd
6. Red outline indicates doors to achieve 30 / 60 min fire protection









Door Number	Location	Internal (I) or External (E)	Door Type	Historic Significance of existing doors (based on HOK's report)	Door Construction		Finish		Nominal Door Leaf Size		Door Thickness	Fire Rating	Access Control	Current condition		Notes / Scope of Works
					Opening Face	Closing Face	Opening Face	Closing Face	Height	Width				Opening Face	Closing Face	
LOWER GROUND FLOOR																
1-LG-D01	1MS/1/011	E	Single		Flush	Flush	High gloss weather resistant paint (Colour to be agreed)	High gloss weather resistant paint (Colour to be agreed)	1804	1100	As existing					Door to be refurbished and redecorated; For ironmongery information refer to ironmongery schedule:
1-LG-D02	1MS/1/010	I	Single	The fan light over the doorway looks early but the 1984 archive drawings do show this as being a new frame. It is possible that the fan light was not replaced.	4 x Panel including 2 x Glass Panels	4 x Panel including 2 x Glass Panels	Eggshell paint (Colour to be agreed)	Eggshell paint (Colour to be agreed)	1780	940	As existing					Door to be refurbished and redecorated; For ironmongery information refer to ironmongery schedule:
1-LG-D03	1MS/1/012	I	Single		Flush	Flush	Eggshell paint (Colour to be agreed)	Eggshell paint (Colour to be agreed)	1870	670	As existing					Hole in door to be filled where lock has been removed; Door to be refurbished and redecorated; For ironmongery information refer to ironmongery schedule:
1-LG-D04	1MS/1/013	I	Single		Flush	Flush	Eggshell paint (Colour to be agreed)	Eggshell paint (Colour to be agreed)	1860	855	As existing					Hole in door to be filled where lock has been removed; Door to be refurbished and redecorated; For ironmongery information refer to ironmongery schedule:









1-LG-D05	1MS/1/014	I	Double		3 x Glass Panels per Door	3 x Glass Panels per Door	Eggshell paint (Colour to be agreed)	Eggshell paint (Colour to be agreed)	2270	2 x 670	As existing				Hole in door to be filled where lock has been removed; Door to be refurbished and redecorated; For ironmongery information refer to ironmongery schedule:
1-LG-D06	1MS/1/021	I	Single		Flush with 1 x Large Size Upper Glass Panel	Flush with 1 x Large Size Upper Glass Panel	Eggshell paint (Colour to be agreed)	Eggshell paint (Colour to be agreed)	2020	820	As existing	30 MIN			Door to be refurbished and redecorated; For ironmongery information refer to ironmongery schedule; <u>Fire Protection Upgrade</u> - Fit a cold smoke seal (brush or blade) into the top & sides (& centre) of the door leaf. - Detach beading around the recessed/glazed panel and insert intumescent gasket or mastic (graphite based intumescent gasket or mastic should not be used). Reattach beading with 40mm steel pins or screws inserted at 35-40° to the vertical at no more than 50mm from each corner and at 150mm max. centres. - Repair damaged architrave/frame/wall.
1-LG-D07	1MS/1/014	I	Single		Flush	Flush	Eggshell paint (Colour to be agreed)	Eggshell paint (Colour to be agreed)	1835	920	As existing	30 MIN			Hole in door to be filled where lock has been removed; Door to be refurbished and redecorated; For ironmongery information refer to ironmongery schedule; Upgrade for fire protection to be confirmed following fire engineer's door survey; <u>Fire Protection Upgrade</u> - Fit a cold smoke seal (brush or blade) into the top & sides (& centre) of the door leaf.
1-LG-D08	1MS/1/015	I	Single		Flush	Flush	Eggshell paint (Colour to be agreed)	Eggshell paint (Colour to be agreed)	1825	700	As existing	30 MIN			Hole in door to be filled where lock has been removed; Door to be refurbished and redecorated; For ironmongery information refer to ironmongery schedule; Upgrade for fire protection to be confirmed following fire engineer's door survey; <u>Fire Protection Upgrade</u> - Adjust latch/lock to ensure door closes effectively. - Fit a cold smoke seal (brush or blade) into the top & sides (& centre) of the door leaf.
1-LG-D09	1MS/1/S01	I	Single		Flush	Flush	Eggshell paint (Colour to be agreed)	Eggshell paint (Colour to be agreed)	1120	500	As existing	30 MIN			Hole in door to be filled where lock has been removed; Door to be refurbished and redecorated; For ironmongery information refer to ironmongery schedule; <u>Fire Protection Upgrade</u> - Provide a combined cold smoke seal and intumescent strip to the top & sides (& centre) of the door or within the frame to replace the missing/damaged strip. Provide fire resistant door stops, minimum dimension 20mm.


1-LG-D10	1MS/1/017	I	Single		Flush with 1 x Small Size Upper Glass Panel	Flush with 1 x Small Size Upper Glass Panel	Eggshell paint (Colour to be agreed)	Eggshell paint (Colour to be agreed)	2100	895	As existing	30 MIN			Door to be refurbished and redecorated; For ironmongery information refer to ironmongery schedule; Upgrade for fire protection to be confirmed following fire engineer's door survey; Fire Protection Upgrade - Fit a cold smoke seal (brush or blade) into the top & sides (& centre) of the door leaf. - Detach beading around the recessed/glazed panel and insert intumescent gasket or mastic (graphite based intumescent gasket or mastic should not be used). Reattach beading with 40mm steel pins or screws inserted at 35-40° to the vertical at no more than 50mm from each corner and at 150mm max. centres.	
1-LG-D11	1MS/1/018	I	Single		Flush	Flush	Eggshell paint (Colour to be agreed)	Eggshell paint (Colour to be agreed)	2100	800	44					For ironmongery information refer to ironmongery schedule;
1-LG-D12	1MS/1/018	I	Single		Flush	Flush	Eggshell paint (Colour to be agreed)	Eggshell paint (Colour to be agreed)	2100	700	44					For ironmongery information refer to ironmongery schedule;
1-LG-D13	1MS/1/018	I	Single		Flush	Flush	Eggshell paint (Colour to be agreed)	Eggshell paint (Colour to be agreed)	2100	700	44					For ironmongery information refer to ironmongery schedule;
1-LG-D14	1MS/1/019	I	Double		Flush	Flush	Eggshell paint (Colour to be agreed)	Eggshell paint (Colour to be agreed)	1910	2 x 680	As existing	30 MIN			Door to be refurbished and redecorated; For ironmongery information refer to ironmongery schedule; Upgrade for fire protection to be confirmed following fire engineer's door survey; Fire Protection Upgrade - Fit a cold smoke seal (brush or blade) into the top & sides (& centre) of the door leaf. - Repair, replace or provide new self-closing device to ensure door closes effectively and/or adjust door/frame to ensure door closes and forms a tight seal within the frame. - Repair damaged architrave/frame/wall.	
1-LG-D15	1MS/1/017	I	4 x riser access		Flush	Flush	Eggshell paint (Colour to be agreed)	Eggshell paint (Colour to be agreed)	2100	4 x 515	18	30 MIN				18mm MDF sheet painted to match adjoining walls; For ironmongery information refer to ironmongery schedule;
1-LG-D16	1MS/1/S01	I	Double		Flush with one glass panel per door	Flush with one glass panel per door	Eggshell paint (Colour to be agreed)	Eggshell paint (Colour to be agreed)	2290	2 x 832	44	30 MIN				Image is of existing structural opening - 2340mm x 1765mm (highest point). 1930mm to springing point; For door design information refer to detail drawing (32)AD002; For ironmongery information refer to ironmongery schedule;
1-LG-D17	1MS/1/015	I	7 x riser access doors		Flush	Flush	Eggshell paint (Colour to be agreed)	Eggshell paint (Colour to be agreed)	2100	7 x 660	18	30 MIN				18mm MDF sheet painted to match adjoining walls; For ironmongery information refer to ironmongery schedule;
1-LG-D18	1MS/1/X02	E	Single				High gloss weather resistant paint (Colour to be agreed)	High gloss weather resistant paint (Colour to be agreed)			As existing		No Access	No Access	Door to be refurbished and redecorated; For ironmongery information refer to ironmongery schedule;	
1-LG-D19	1MS/1/X02	E	Single		Flush	Flush	High gloss weather resistant paint (Colour to be agreed)	High gloss weather resistant paint (Colour to be agreed)			As existing				Door to be refurbished and redecorated; For ironmongery information refer to ironmongery schedule;	










1-LG-D20	1MS/1/022	I	Single		Fully louvered door	Fully louvered door	High gloss weather resistant paint (Colour to be agreed)	High gloss weather resistant paint (Colour to be agreed)	To match height of existing door leaf	To match width of existing door leaf	44					Photos are of existing door to be replaced. For ironmongery information refer to ironmongery schedule;	
1-LG-D21	1MS/1/X01	E	Single				High gloss weather resistant paint (Colour to be agreed)	High gloss weather resistant paint (Colour to be agreed)			As existing			No Access	No Access	Door to be refurbished and redecorated; For ironmongery information refer to ironmongery schedule;	
1-LG-D22	1MS/1/017	I	Single		Flush	Flush	Eggshell paint (Colour to be agreed)	Eggshell paint (Colour to be agreed)	2100	800	44	60 MIN				New door 60min protection fire door; For ironmongery information refer to ironmongery schedule;	
1A-LG-D01	1AMS/1/002	E	Single		Flush	Flush	High gloss weather resistant paint (Colour to be agreed)	High gloss weather resistant paint (Colour to be agreed)	2100	880	As existing						
1A-LG-D02	1AMS/1/S01	I	Single		Flush	Flush	Eggshell paint (Colour to be agreed)	Eggshell paint (Colour to be agreed)	2080	845	As existing	30 MIN				Hole in door to be filled where lock has been removed; Door to be refurbished and redecorated in eggshell paint. Colour to be agreed; For ironmongery information refer to ironmongery schedule; Upgrade for fire protection to be confirmed following fire engineer's door survey; Fire Protection Upgrade - Provide a combined cold smoke seal and intumescent strip to the top & sides (& centre) of the door or within the frame to replace the missing/damaged strip. - Repair damaged architrave/frame/wall.	
1A-LG-D03	1AMS/1/002	I	Single		Flush	Flush	Eggshell paint (Colour to be agreed)	Eggshell paint (Colour to be agreed)	2100	800	44	30 MIN					For ironmongery information refer to ironmongery schedule;
1A-LG-D04	1AMS/1/S01	E	Single		Flush	Flush	High gloss weather resistant paint (Colour to be agreed)	High gloss weather resistant paint (Colour to be agreed)	1980	760	As existing	30 MIN				Door to be refurbished and redecorated in eggshell paint. Colour to be agreed; For ironmongery information refer to ironmongery schedule; Upgrade for fire protection to be confirmed following fire engineer's door survey;	
1A-LG-D05	1AMS/1/S01	I	Single		Flush	Flush	Eggshell paint (Colour to be agreed)	Eggshell paint (Colour to be agreed)	2100	800	44	30 MIN					For ironmongery information refer to ironmongery schedule;
1A-LG-D06	1AMS/1/005	I	4 x riser access doors		Flush	Flush	Eggshell paint (Colour to be agreed)	Eggshell paint (Colour to be agreed)	2000	4 x 725	18	30 MIN					18mm MDF sheet painted to match adjoining walls; For ironmongery information refer to ironmongery schedule;
1A-LG-D07	1AMS/1/004	I	Single		Flush	Flush	Eggshell paint (Colour to be agreed)	Eggshell paint (Colour to be agreed)	2000	800	44						For ironmongery information refer to ironmongery schedule;
1A-LG-D08	1AMS/1/004	I	Single		Flush	Flush	Eggshell paint (Colour to be agreed)	Eggshell paint (Colour to be agreed)	2000	700	44						For ironmongery information refer to ironmongery schedule;
1A-LG-D09	1AMS/1/004	I	Single		Flush	Flush	Eggshell paint (Colour to be agreed)	Eggshell paint (Colour to be agreed)	2000	700	44						For ironmongery information refer to ironmongery schedule;
1A-LG-D10	1AMS/1/004	I	Single		Flush	Flush	Eggshell paint (Colour to be agreed)	Eggshell paint (Colour to be agreed)	2000	700	44						For ironmongery information refer to ironmongery schedule;
1A-LG-D11	1AMS/1/004	I	Single		Flush	Flush	Eggshell paint (Colour to be agreed)	Eggshell paint (Colour to be agreed)	2000	700	44						For ironmongery information refer to ironmongery schedule;
1A-LG-D12	1AMS/1/004	I	Single		Flush	Flush	Eggshell paint (Colour to be agreed)	Eggshell paint (Colour to be agreed)	2000	700	44						For ironmongery information refer to ironmongery schedule;









1A-LG-D13	1AMS/1/004	I	Single		Flush	Flush	Eggshell paint (Colour to be agreed)	Eggshell paint (Colour to be agreed)	2000	700	44						For ironmongery information refer to ironmongery schedule;
1A-LG-D14	1AMS/1/001	I	Double		Flush	Flush	Eggshell paint (Colour to be agreed)	Eggshell paint (Colour to be agreed)	2200	2 x 718	44	30 MIN					18mm MDF sheet painted to match adjoining walls; For ironmongery information refer to ironmongery schedule;
1A-LG-D15	1AMS/1/S01	I	Single		Flush	Flush	Eggshell paint (Colour to be agreed)	Eggshell paint (Colour to be agreed)	2100	800	44	30 MIN					For ironmongery information refer to ironmongery schedule;
1A-LG-D16	1AMS/1/006	I	Single				Eggshell paint (Colour to be agreed)	Eggshell paint (Colour to be agreed)			As existing			No Access	No Access		Door to be refurbished and redecorated; For ironmongery information refer to ironmongery schedule;
1A-LG-D17	1AMS/1/007	I	Single				Eggshell paint (Colour to be agreed)	Eggshell paint (Colour to be agreed)			As existing			No Access	No Access		Door to be refurbished and redecorated; For ironmongery information refer to ironmongery schedule;
1A-LG-D18	1AMS/1/008	I	Single				Eggshell paint (Colour to be agreed)	Eggshell paint (Colour to be agreed)			As existing			No Access	No Access		Door to be refurbished and redecorated; For ironmongery information refer to ironmongery schedule;
1A-LG-D19	1AMS/1/008	E	Single		Fully louvered door	Fully louvered door	High gloss weather resistant paint (Colour to be agreed)	High gloss weather resistant paint (Colour to be agreed)	To match height of existing door leaf	To match width of existing door leaf	44			No Access	No Access		For ironmongery information refer to ironmongery schedule;
1A-LG-D20	1AMS/1/X01	E	Single				High gloss weather resistant paint (Colour to be agreed)	High gloss weather resistant paint (Colour to be agreed)			As existing			No Access	No Access		Door to be refurbished and redecorated; For ironmongery information refer to ironmongery schedule;
GROUND FLOOR																	
1-G-D01	1MS/2/001	E	Double	Front door appears to be original along with the frame and fanlight, the building number is painted on the glass.	3 x Panel per Door	3 x Panel per Door	High gloss weather resistant paint (Colour to be agreed)	High gloss weather resistant paint (Colour to be agreed)	2300	2 x 735	As existing						Door to be refurbished and redecorated; For ironmongery information refer to ironmongery schedule;
1-G-D02	1MS/2/002	I	Double	The Lobby screen door is a modern simple set of double doors but the fanlight and frame appear to be original.	4 x Panel including 1 x Glass Panel per Door	4 x Panel including 1 x Glass Panel per Door	Eggshell paint (Colour to be agreed)	Eggshell paint (Colour to be agreed)	2230	2 x 700	As existing						Door to be refurbished and redecorated; For ironmongery information refer to ironmongery schedule;
1-G-D03	1MS/2/004	I	Single	Architrave original. Door 6 panelled, possibly original but 2 mid panels replaced with glass – ideally the glass should be replaced with timber panels. (During BDP's site visit just one panel was seen as replaced with glass)	6 x Panel including 1 x Glass Panel	6 x Panel including 1 x Glass Panel	Eggshell paint (Colour to be agreed)	Eggshell paint (Colour to be agreed)	2200	1055	44	30 MIN					For door design information refer to detail drawing (32)AD001; For ironmongery information refer to ironmongery schedule;
1-G-D04	1MS/2/005	I	Single	Architrave in lobby face original. Door 6 panelled possibly original but with new locks etc. The architrave in the room face is modern and does not match door.	6 x Panel	6 x Panel	Eggshell paint (Colour to be agreed)	Eggshell paint (Colour to be agreed)	2160	1050	As existing	30 MIN					Hole in door to be filled where lock has been removed; Door to be refurbished and redecorated; For ironmongery information refer to ironmongery schedule: Fire Protection Upgrade - Adjust latch/lock to ensure door closes effectively. - Provide a combined cold smoke seal and intumescent strip to the top & sides (& centre) of the door or within the frame to replace the missing/damaged strip. - Panels to upgraded using Sealmaster product. Fill any cracks in the panels with masterseal. Cut Fire Face to suit exposed panel leaving a 2mm gap to all edges. Bond in place using sealmaster recommended adhesive. Fill 2mm gaps with masterseal. Complete decoration as normal.

1-G-D05	1MS/2/006	I	Single	Architrave and reveal panelling in lobby face original but a modern doorstep fitted with increased depth to make a fire-door frame. Door 6 panelled possibly original but looks altered to make a fire-door. The architrave in the room face is original.	6 x Panel	6 x Panel	Eggshell paint (Colour to be agreed)	Eggshell paint (Colour to be agreed)	2185	1045	As existing	30 MIN			Hole in door to be filled where lock has been removed; Door to be refurbished and redecorated; Door to be rehanged, frame to be modified to allow left swing; For ironmongery information refer to ironmongery schedule: Fire Protection Upgrade - Provide a combined cold smoke seal and intumescent strip to the top & sides (& centre) of the door or within the frame to replace the missing/damaged strip. - Repair, replace or provide new self-closing device to ensure door closes effectively and/or adjust door/frame to ensure door closes and forms a tight seal within the frame. - Repair damaged architrave/frame/wall.
1-G-D06	1MS/2/006	E	Double	Door and fan light over appears to be original. Architrave in room face Difficult to inspect given scaffolding supporting ceiling area	2 x Panel including 1 x Large Size Upper Glass Panel per door. Window Glass Panel above	2 x Panel including 1 x Large Size Upper Glass Panel per door. Window Glass Panel above	Eggshell paint (Colour to be agreed)	Eggshell paint (Colour to be agreed)	2120	2 x 600	As existing				Door to be refurbished and redecorated; For ironmongery information refer to ironmongery schedule:
1-G-D07	1MS/2/007	I	Single		6 x Panel including 2 x Glass Panel	6 x Panel including 2 x Glass Panel	Eggshell paint (Colour to be agreed)	Eggshell paint (Colour to be agreed)	2020	800	As existing				Hole in door to be filled where lock has been removed; Door to be refurbished and redecorated; For ironmongery information refer to ironmongery schedule:
1-G-D08	1MS/2/009	I	Single	Door likely to be modern, as this area has been heavily altered during the 1984 works when the toilets were created.	Flush with 1 x Small Size Upper Glass Panel	Flush with 1 x Small Size Upper Glass Panel	Eggshell paint (Colour to be agreed)	Eggshell paint (Colour to be agreed)	2030	810	As existing	30 MIN			Door to be refurbished and redecorated; For ironmongery information refer to ironmongery schedule: Fire Protection Upgrade - Provide a combined cold smoke seal and intumescent strip to the top & sides (& centre) of the door or within the frame to replace the missing/damaged strip. - Repair damaged architrave/frame/wall.
1-G-D09	1MS/2/008	I	Single		Flush	Flush	Eggshell paint (Colour to be agreed)	Eggshell paint (Colour to be agreed)	2100	860	44				For ironmongery information refer to ironmongery schedule;
1-G-D10	1MS/2/009	E	Single	Door likely to be modern, as the ground floor infill between the main rear elevation and the staircase bay is not original.	Flush	Flush	Eggshell paint (Colour to be agreed)	Eggshell paint (Colour to be agreed)	2020	900	As existing				Door to be refurbished and redecorated; For ironmongery information refer to ironmongery schedule:
1-G-D11	1MS/2/009	I	5 x riser access doors		Flush	Flush	Eggshell paint (Colour to be agreed)	Eggshell paint (Colour to be agreed)	2100	5 x 460	18	30 MIN			18mm MDF sheet painted to match adjoining walls; For ironmongery information refer to ironmongery schedule; RISER REMOVED
1-G-D12	1MS/2/009	I	Single		Flush	Flush	Eggshell paint (Colour to be agreed)	Eggshell paint (Colour to be agreed)	2100	800	44	60 MIN			New 60min protection fire door. For ironmongery information refer to ironmongery schedule;

1-G-D13	1MS/2/004	I	Single	This is a new doorway inserted to connect the two properties together in circa 1984. Door panelled but from circa 1984.	2 x Panel	2 x Panel	Eggshell paint (Colour to be agreed)	Eggshell paint (Colour to be agreed)	To match height of existing door leaf	To match width of existing door leaf	As existing	60 MIN			Photos are of existing door to be replaced. Existing door to be replaced with a new 60min protection fire door. For door design information refer to detail drawing (32)AD002. For ironmongery information refer to ironmongery schedule; Repair damaged architrave/frame/wall.
1A-G-D01	1AMS/2/010	E	Single	The front door has been over boarded internally to possibly improve security. Fanlight looks to be a replacement.	8 x Panel	8 x Panel	High gloss weather resistant paint (Colour to be agreed)	High gloss weather resistant paint (Colour to be agreed)	2260	1135	As existing				Door to be refurbished and redecorated; For ironmongery information refer to ironmongery schedule;
1A-G-D02	1AMS/2/013	I	Single	Architrave has been either completely replaced or heavily added to. Door has been over boarded. The drawings for the 1984 works shows this as a new doorway formed and the original doorway blocked up.	4 x Panel	4 x Panel	Eggshell paint (Colour to be agreed)	Eggshell paint (Colour to be agreed)	2100	880	44	30 MIN			For door design information refer to detail drawing (32)AD001; For ironmongery information refer to ironmongery schedule;
1A-G-D03	1AMS/2/013	I	Single	Existing door is modern – not original.	4 x Panel	4 x Panel	Eggshell paint (Colour to be agreed)	Eggshell paint (Colour to be agreed)	2110	870	44	30 MIN			For door design information refer to detail drawing (32)AD001; For ironmongery information refer to ironmongery schedule;
1A-G-D04	1AMS/2/S01	I	Single	Existing door is modern – not original.	4 x Panel	4 x Panel	Eggshell paint (Colour to be agreed)	Eggshell paint (Colour to be agreed)	2050	830	44	30 MIN			For door design information refer to detail drawing (32)AD001; For ironmongery information refer to ironmongery schedule;
1A-G-D05	1AMS/2/015	I	Single	Existing door is modern – not original.	4 x Panel	4 x Panel	Eggshell paint (Colour to be agreed)	Eggshell paint (Colour to be agreed)	2100	750	44	30 MIN			For door design information refer to detail drawing (32)AD002; For ironmongery information refer to ironmongery schedule;

1A-G-D06	1AMS/2/013	E	Single		4 x Panel	4 x Panel	High gloss weather resistant paint (Colour to be agreed)	High gloss weather resistant paint (Colour to be agreed)	2035	1030	44				For door design information refer to detail drawing (32)AD001; For ironmongery information refer to ironmongery schedule;
1A-G-D07	1AMS/2/013	I	Double		2 x Panels per door	Flush	Eggshell paint (Colour to be agreed)	Eggshell paint (Colour to be agreed)	2100	2 x 632	44	30 MIN			Existing structural opening - 1365 x 2150 For door design information refer to detail drawing (32)AD002; For ironmongery information refer to ironmongery schedule;
1A-G-D08	Rear Yard	E	Double				High gloss weather resistant paint (Colour to be agreed)	High gloss weather resistant paint (Colour to be agreed)			As existing				Door to be refurbished and redecorated; For ironmongery information refer to ironmongery schedule;
1A-G-D09	Front Yard	E	Double				High gloss weather resistant paint (Colour to be agreed)	High gloss weather resistant paint (Colour to be agreed)			As existing				Door to be refurbished and redecorated; For ironmongery information refer to ironmongery schedule;
1A-G-D10	Front Yard	E	Single				High gloss weather resistant paint (Colour to be agreed)	High gloss weather resistant paint (Colour to be agreed)			As existing				Door to be refurbished and redecorated; For ironmongery information refer to ironmongery schedule;
1A-G-D11	Front Yard	E	Single				High gloss weather resistant paint (Colour to be agreed)	High gloss weather resistant paint (Colour to be agreed)			As existing				Door to be refurbished and redecorated; For ironmongery information refer to ironmongery schedule;

FIRST FLOOR																
1-1-D01	1MS/3/002	I	Double	Pair of doors 3 panels to each door. Doors and architrave seem early or original.	3 x Panel per Door	3 x Panel per Door	Eggshell paint (Colour to be agreed)	Eggshell paint (Colour to be agreed)	3100	2 x 1030	As existing					Door to be refurbished and redecorated; For ironmongery information refer to ironmongery schedule:
1-1-D02	1MS/3/004	I	Single	The architrave and reveal lining and door look original.	6 x Panel	6 x Panel	Eggshell paint (Colour to be agreed)	Eggshell paint (Colour to be agreed)	2245	1065	As existing	30 MIN				Hole in door to be filled where lock has been removed; Door to be refurbished and redecorated; For ironmongery information refer to ironmongery schedule: <u>Fire Protection Upgrade</u> - Adjust latch/lock to ensure door closes effectively. - Provide a combined cold smoke seal and intumescent strip to the top & sides (& centre) of the door or within the frame to replace the missing/damaged strip. - Panels to upgraded using Sealmaster product. Fill any cracks in the panels with masterseal. Cut Fire Face to suit exposed panel leaving a 2mm gap to all edges. Bond in place using sealmaster recommended adhesive. Fill 2mm gaps with masterseal. Complete decoration as normal. - Either provide a lip to the door or infill the frame to reduce gap between door and frame. - Repair damaged architrave/frame/wall.
1-1-D03	1MS/3/002	I	Single	The architrave and door look original.	6 x Panel	6 x Panel	Eggshell paint (Colour to be agreed)	Eggshell paint (Colour to be agreed)	2245	1060	As existing	30 MIN				Door to be refurbished and redecorated; For ironmongery information refer to ironmongery schedule: <u>Fire Protection Upgrade</u> - Adjust latch/lock to ensure door closes effectively. - Provide a combined cold smoke seal and intumescent strip to the top & sides (& centre) of the door or within the frame to replace the missing/damaged strip. - Either provide a lip to the door or infill the frame to reduce gap between door and frame.
1-1-D04	1MS/3/002	I	Single	The architrave is original. The door looks to be a modern copy.	6 x Panel	6 x Panel	Eggshell paint (Colour to be agreed)	Eggshell paint (Colour to be agreed)	2265	1050	As existing	30 MIN				Hole in door to be filled where lock has been removed; Door to be refurbished and redecorated; Door to be rehanged, frame to be modified to allow left swing; For ironmongery information refer to ironmongery schedule: <u>Fire Protection Upgrade</u> - Provide a combined cold smoke seal and intumescent strip to the top & sides (& centre) of the door or within the frame to replace the missing/damaged strip. - Panels to upgraded using Sealmaster product. Fill any cracks in the panels with masterseal. Cut Fire Face to suit exposed panel leaving a 2mm gap to all edges. Bond in place using sealmaster recommended adhesive. Fill 2mm gaps with masterseal. Complete decoration as normal - Either provide a lip to the door or infill the frame to reduce gap between door and frame. - Repair damaged architrave/frame/wall.
1-1-D05	1MS/3/002	E	Double		2 x Panel including 1 x Large Size Upper Glass Panel per door. Window Glass Panel above	2 x Panel including 1 x Large Size Upper Glass Panel per door. Window Glass Panel above	Eggshell paint (Colour to be agreed)	Eggshell paint (Colour to be agreed)	2085	2 x 570	As existing					Door to be refurbished and redecorated; For ironmongery information refer to ironmongery schedule:
1-1-D06	1MS/3/003	I	Double	This is a connecting doorway formed as part of the works shown on the 1984 drawings to connect building 1 and 1a. The architrave and reveal linings are new but a copy those to the room.	3 x Panel per Door to match design of door 1-1-D01	3 x Panel per Door to match design of door 1-1-D01	Eggshell paint (Colour to be agreed)	Eggshell paint (Colour to be agreed)	2475	2 x 827	44	60 MIN				New 60min protection fire door. For ironmongery information refer to ironmongery schedule;

1A-1-D01	1AMS/3/005	I	Single	Door heavily altered and fire upgraded– not original.	4 x Panel	4 x Panel	Eggshell paint (Colour to be agreed)	Eggshell paint (Colour to be agreed)	2120	845	44	30 MIN			For door design information refer to detail drawing (32)AD001; For ironmongery information refer to ironmongery schedule;
1A-1-D02	1AMS/3/005	I	Single	Door heavily altered and fire upgraded– not original.	4 x Panel	4 x Panel	Eggshell paint (Colour to be agreed)	Eggshell paint (Colour to be agreed)	2120	900	44	30 MIN			For door design information refer to detail drawing (32)AD001; For ironmongery information refer to ironmongery schedule;
1A-1-D03	1AMS/3/005	I	Double		2 x Panel per door	Flush	Eggshell paint (Colour to be agreed)	Eggshell paint (Colour to be agreed)	2200	2 x 642	44	30 MIN			Existing structural opening - 1385 x 2250; For ironmongery information refer to ironmongery schedule;
SECOND FLOOR															
1-2-D01	1MS/4/005	I	Single	Reused door. Door looks original and architrave copies others on this floor.	6 x Panel	6 x Panel	Eggshell paint (Colour to be agreed)	Eggshell paint (Colour to be agreed)	2000	900	As existing	30 MIN			Hole in door to be filled where lock has been removed; Door to be refurbished and redecorated; For ironmongery information refer to ironmongery schedule: <u>Fire Protection Upgrade</u> - Adjust latch/lock to ensure door closes effectively - Provide a combined cold smoke seal and intumescent strip to the top & sides (& centre) of the door or within the frame to replace the missing/damaged strip.
1-2-D02	1MS/4/004	I	Single	Door and architrave match others on this floor but may not be original.	6 x Panel	6 x Panel	Eggshell paint (Colour to be agreed)	Eggshell paint (Colour to be agreed)			As existing	30 MIN			Door to be refurbished and redecorated; For ironmongery information refer to ironmongery schedule: <u>Fire Protection Upgrade</u> - Provide a combined cold smoke seal and intumescent strip to the top & sides (& centre) of the door or within the frame to replace the missing/damaged strip. - Panels to upgraded using Sealmaster product. Fill any cracks in the panels with masterseal. Cut Fire Face to suit exposed panel leaving a 2mm gap to all edges. Bond in place using sealmaster recommended adhesive. Fill 2mm gaps with masterseal. Complete decoration as normal - Repair damaged architrave/frame/wall.
1-2-D03	1MS/4/009	I	Single	The 1984 drawings show the door being a repositioned door, unclear from which opening. It is possible it is from the doorway to existing room 1MS/4/008. Door looks original and architrave copies others on this floor.	6 x Panel	6 x Panel	Eggshell paint (Colour to be agreed)	Eggshell paint (Colour to be agreed)	2020	910	As existing	30 MIN			Hole in door to be filled where lock has been removed; Door to be refurbished and redecorated; For ironmongery information refer to ironmongery schedule: <u>Fire Protection Upgrade</u> - Provide a combined cold smoke seal and intumescent strip to the top & sides (& centre) of the door or within the frame to replace the missing/damaged strip. - Panels to upgraded using Sealmaster product. Fill any cracks in the panels with masterseal. Cut Fire Face to suit exposed panel leaving a 2mm gap to all edges. Bond in place using sealmaster recommended adhesive. Fill 2mm gaps with masterseal. Complete decoration as normal - Either provide a lip to the door or infill the frame to reduce gap between door and frame. - Repair damaged architrave/frame/wall.
1-2-D04	1MS/4/003	I	Single	Existing door and architrave match others on this floor but may not be original	6 x Panel	6 x Panel	Eggshell paint (Colour to be agreed)	Eggshell paint (Colour to be agreed)	2025	700	44				For door design information refer to detail drawing (32)AD002; For ironmongery information refer to ironmongery schedule;
1-2-D05	1MS/4/008	I	Single		6 x Panel	6 x Panel	Eggshell paint (Colour to be agreed)	Eggshell paint (Colour to be agreed)	2100	800	44				For door design information refer to detail drawing (32)AD002; For ironmongery information refer to ironmongery schedule;
1-2-D06	1MS/4/007	I	Single		6 x Panel	6 x Panel	Eggshell paint (Colour to be agreed)	Eggshell paint (Colour to be agreed)	2100	800	44				For door design information refer to detail drawing (32)AD002; For ironmongery information refer to ironmongery schedule;

1-2-D07	1MS/4/007	I	Single		Flush	Flush	Eggshell paint (Colour to be agreed)	Eggshell paint (Colour to be agreed)	2100	700	44					For ironmongery information refer to ironmongery schedule;
1-2-D08	1MS/4/007	I	Single		Flush	Flush	Eggshell paint (Colour to be agreed)	Eggshell paint (Colour to be agreed)	2100	700	44					For ironmongery information refer to ironmongery schedule;
1-2-D09	1MS/4/007	I	4 x Riser Access Doors		Flush	Flush	Eggshell paint- (Colour to be agreed)	Eggshell paint- (Colour to be agreed)	2100	460	18	30 MIN				18mm MDF sheet painted to match adjoining walls; For ironmongery information refer to ironmongery schedule; RISER REMOVED
1-2-D10	1MS/4/007	I	4 x Riser Access Doors		Flush	Flush	Eggshell paint (Colour to be agreed)	Eggshell paint (Colour to be agreed)	2100	310	18	30 MIN				18mm MDF sheet painted to match adjoining walls; For ironmongery information refer to ironmongery schedule;
1-2-D11	1MS/4/004	I	Single	Existing door is a new doorway inserted to connect the two properties together in circa 1984. Door panelled but from circa 1984.	6 x Panel	6 x Panel	Eggshell paint (Colour to be agreed)	Eggshell paint (Colour to be agreed)	2030	750	44	60 MIN				Photo is of existing door to be replaced. Existing door to be replaced with a new 60min protection fire door. For door design information refer to detail drawing (32)AD002; For ironmongery information refer to ironmongery schedule;
1A-2-D01	1AMS/4/011	I	Single	Heavily altered early door, four panelled door. The 1984 drawings seem to show some alteration around this doorway.	4 x Panel	4 x Panel	Eggshell paint (Colour to be agreed)	Eggshell paint (Colour to be agreed)	2040	830	As existing	30 MIN				Hole in door to be filled where lock has been removed; Door to be refurbished and redecorated; For ironmongery information refer to ironmongery schedule; <u>Fire Protection Upgrade</u> - Adjust latch/lock to ensure door closes effectively. - Provide a combined cold smoke seal and intumescent strip to the top & sides (& centre) of the door or within the frame to replace the missing/damaged strip. - Either provide a lip to the door or infill the frame to reduce gap between door and frame.
1A-2-D02	1AMS/4/011	I	Double		2 x Panel per door	Flush	Eggshell paint (Colour to be agreed)	Eggshell paint (Colour to be agreed)	2000	2 x 650	44	30 MIN				Existing structural opening - 1400 x 2050 For door design information refer to detail drawing (32)AD002;
1A-2-D03	Store	I	Single		4 x Panel	Flush	Eggshell paint (Colour to be agreed)	Eggshell paint (Colour to be agreed)			As existing	30 MIN				Door to be refurbished and redecorated; For ironmongery information refer to ironmongery schedule; <u>Fire Protection Upgrade</u> - Provide a combined cold smoke seal and intumescent strip to the top & sides (& centre) of the door or within the frame to replace the missing/damaged strip. - Replace existing hinges with 1½ pairs (i.e. 3 hinges) 100mm steel butt hinges. - Internal face of door to be lined with fire resisting material e.g. proprietary fire resisting MgO, calcium silicate or fire reinforced gypsum board certified at 30 min fire resisting when used as a single layer

THIRD FLOOR														
1-3-D01	1MS/5/006	I	Single		2 x Panels	Flush	Eggshell paint (Colour to be agreed)	Eggshell paint (Colour to be agreed)	2005	605	As existing	30 MIN		<p>Door to be refurbished and redecorated; For ironmongery information refer to ironmongery schedule:</p> <p>Fire Protection Upgrade</p> <ul style="list-style-type: none"> - Fit a cold smoke seal (brush or blade) into the top & sides (& centre) of the door leaf. - Detach beading around the recessed/glazed panel and insert intumescent gasket or mastic (graphite based intumescent gasket or mastic should not be used). Reattach beading with 40mm steel pins or screws inserted at 35-40° to the vertical at no more than 50mm from each corner and at 150mm max. centres. - Repair, replace or provide new self-closing device to ensure door closes effectively and/or adjust door/frame to ensure door closes and forms a tight seal within the frame. - Panels above and adjacent to be overlaid on the fire side with fire resisting board that achieves 30min fire resistance
1-3-D02	1MS/5/010	I	Single		4 x Panel	4 x Panel	Eggshell paint (Colour to be agreed)	Eggshell paint (Colour to be agreed)	?	?	As existing	30 MIN		<p>Door to be refurbished and redecorated; For ironmongery information refer to ironmongery schedule:</p> <p>Fire Protection Upgrade</p> <ul style="list-style-type: none"> - Provide a combined cold smoke seal and intumescent strip to the top & sides (& centre) of the door or within the frame to replace the missing/damaged strip. - Detach beading around the recessed/glazed panel and insert intumescent gasket or mastic (graphite based intumescent gasket or mastic should not be used). Reattach beading with 40mm steel pins or screws inserted at 35-40° to the vertical at no more than 50mm from each corner and at 150mm max. centres.
1-3-D03	1MS/5/009	I	Single		4 x Panels including 2 x Glass Panels	4 x Panels including 2 x Glass Panels	Eggshell paint (Colour to be agreed)	Eggshell paint (Colour to be agreed)	2020	830	44	30 MIN	 	<p>Fire Protection Upgrade</p> <p>Doorset is in a poor condition and/or is not suitable for upgrading. The door(s) and frame should be replaced with a new fire resisting FD30S doorset. Photos are of existing door to be replaced.</p>
1-3-D04	1MS/5/009	I	Single		Flush with 1 x Small Size Upper Glass Panel	Flush with 1 x Small Size Upper Glass Panel	Eggshell paint (Colour to be agreed)	Eggshell paint (Colour to be agreed)	2000	755	As existing	30 MIN	 	<p>Door to be refurbished and redecorated; For ironmongery information refer to ironmongery schedule:</p> <p>Fire Protection Upgrade</p> <ul style="list-style-type: none"> - Provide a combined cold smoke seal and intumescent strip to the top & sides (& centre) of the door or within the frame to replace the missing/damaged strip. - Detach beading around the recessed/glazed panel and insert intumescent gasket or mastic (graphite based intumescent gasket or mastic should not be used). Reattach beading with 40mm steel pins or screws inserted at 35-40° to the vertical at no more than 50mm from each corner and at 150mm max. centres.
1-3-D05	1MS/5/013	I	Single		4 x Panels	4 x Panels	Eggshell paint (Colour to be agreed)	Eggshell paint (Colour to be agreed)	2100	800	44	30 MIN		<p>For door design information refer to detail drawing (32)AD002; For ironmongery information refer to ironmongery schedule:</p>
1-3-D06	1MS/5/009	I	Single		Flush	Flush	Eggshell paint (Colour to be agreed)	Eggshell paint (Colour to be agreed)			As existing			<p>Door to be refurbished and redecorated; For ironmongery information refer to ironmongery schedule:</p>
1-3-D07	1MS/5/013	I	4 x riser access doors		Flush	Flush	Eggshell paint (Colour to be agreed)	Eggshell paint (Colour to be agreed)	2100	410	18			<p>18mm MDF sheet painted to match adjoining walls; For ironmongery information refer to ironmongery schedule;</p>

1-3-D08	1MS/5/009	I	Single	Existing door is a new doorway inserted to connect the two properties together in circa 1984. Door panelled but from circa 1984.	4 x Panel	4 x Panel	Eggshell paint (Colour to be agreed)	Eggshell paint (Colour to be agreed)	1980	790	44	60 MIN			Photos are of existing door to be replaced. Existing door to be replaced with a new 60min protection fire door. Refer to detail drawing (32)AD003.
1A-3-D01	1MS/5/001	I	Single		4 x Panel	4 x Panel	Eggshell paint (Colour to be agreed)	Eggshell paint (Colour to be agreed)	1985	795	As existing	30 MIN			Hole in door to be filled where lock has been removed; Door to be refurbished and redecorated; For ironmongery information refer to ironmongery schedule: <u>Fire Protection Upgrade</u> - Provide a combined cold smoke seal and intumescent strip to the top & sides (& centre) of the door or within the frame to replace the missing/damaged strip. - Replace existing hinges with 1½ pairs (i.e. 3 hinges) 100mm steel butt hinges. - Repair, replace or provide new self-closing device to ensure door closes effectively and/or adjust door/frame to ensure door closes and forms a tight seal within the frame. - Repair damaged architrave/frame/wall.
1A-3-D02	1MS/5/001	I	Single		4 x Panel	4 x Panel	Eggshell paint (Colour to be agreed)	Eggshell paint (Colour to be agreed)	1985	795	As existing	30 MIN			Hole in door to be filled where lock has been removed; Door to be refurbished and redecorated; For ironmongery information refer to ironmongery schedule: <u>Fire Protection Upgrade</u> - Adjust latch/lock to ensure door closes effectively. - Provide a combined cold smoke seal and intumescent strip to the top & sides (& centre) of the door or within the frame to replace the missing/damaged strip. - Repair, replace or provide new self-closing device to ensure door closes effectively and/or adjust door/frame to ensure door closes and forms a tight seal within the frame.
1A-3-D03	1MS/5/001	I	5 x riser access doors		Flush	Flush	Eggshell paint (Colour to be agreed)	Eggshell paint (Colour to be agreed)	2100	5 x 725	18	30 MIN			18mm MDF sheet painted to match adjoining walls; For ironmongery information refer to ironmongery schedule;