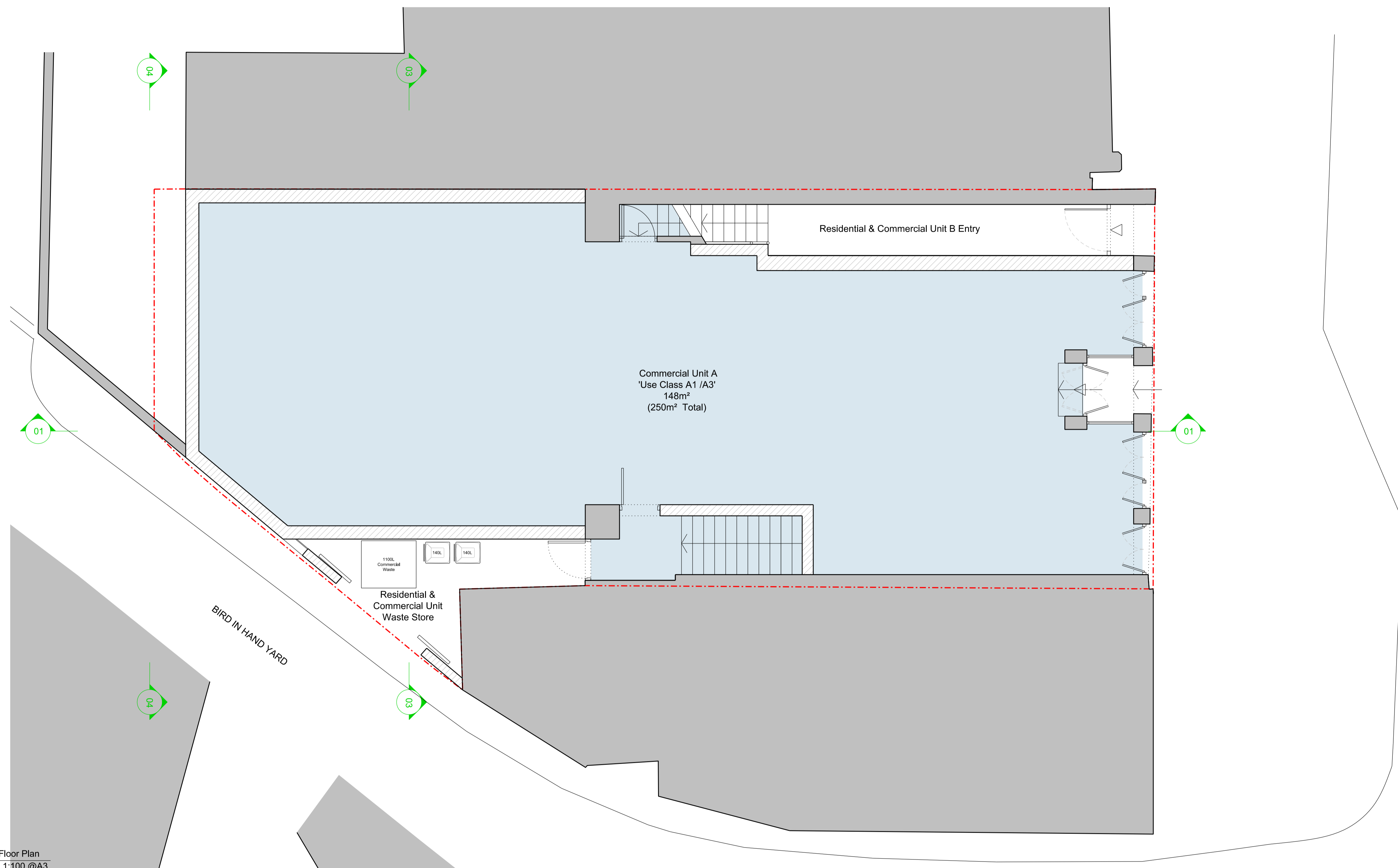
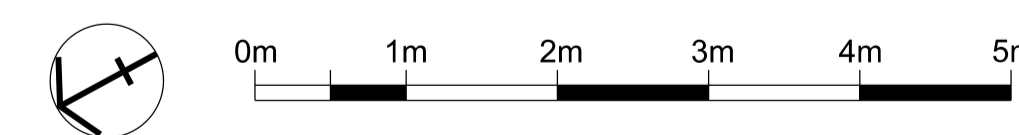


KEY	
Existing	
Proposed	
Boundary	
Commercial Floor Area	



**01** Proposed Ground Floor Plan  
Scale 1:50 @A1 / 1:100 @A3



**PATALAB**

15 Garrett Street  
London EC1Y 0TY

p: +44 (0)20 7253 2036  
w: www.patalab.com  
e: info@patalab.com

**Notes**

DO NOT SCALE. Use figured dimensions only. ALL contractors are requested to check all dimensions on site before proceeding. All discrepancies to be notified in writing to PATALAB. Dimensions are in millimeters unless stated otherwise. All levels are in meters above AOD unless stated otherwise. No areas indicated, or areas calculated from this drawing should be used for valuation purposes or as the basis for development contracts. Copyright by PATALAB. All rights reserved including the right of reproduction in whole or part, in any form or media.


**Client**

Mr & Mrs Hay

**Project**

38, 39 & 40a Hampstead High St  
London  
NW3 1QE

**Key Plan**



Rev	Date	Reason for Issue
03	06.04.18	Issued for Planning
02	31.01.18	Issued for Planning

**PATALAB**

Project **38,39 & 40a Hampstead High Street**

Drawing Title **Proposed Ground Floor Plan**

Scale 1:50 / 1:100  
Paper Size A1 / A3  
Date 06.04.2018

Project No 1705  
Drawing No PA3010  
Rev 03