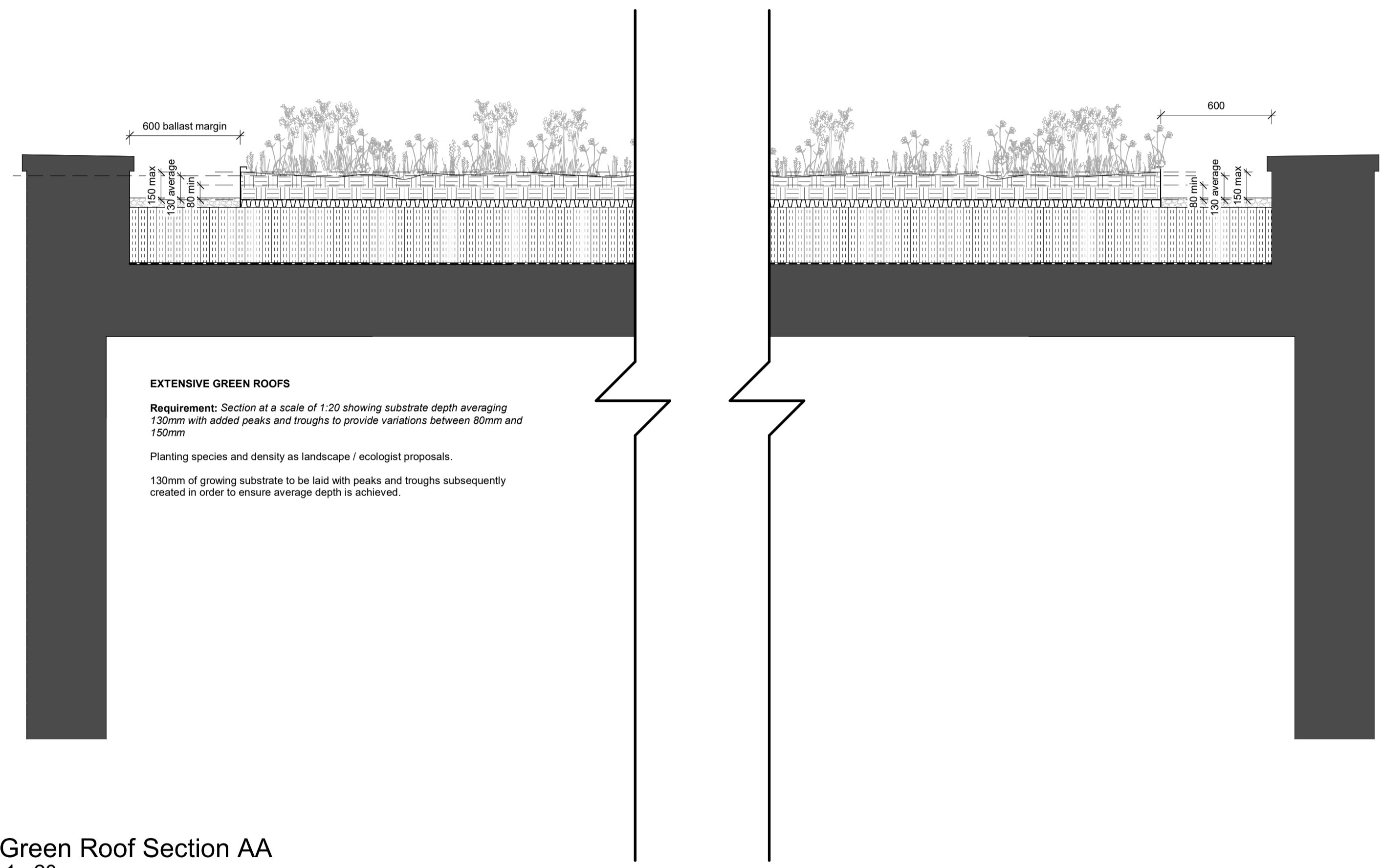
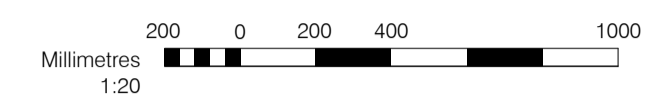


GENERAL NOTES	SETTING OUT NOTES
This drawing is copyright of PTE architects	All setting out to be confirmed on site prior to construction - any discrepancy must be immediately reported to the Architect.
Use figured dimensions only. DO NOT SCALE. All dimensions are in millimetres unless noted otherwise	All setting out to face of structure or to grid.
All levels are in metres above ordnance datum unless noted otherwise	All partitions set out to studwork or structure. For setting out and specification of M&E services refer to M&E Consultants documents.
This drawing must be read in conjunction with all other relevant drawings and specifications from the Architect and other consultants	For setting out and specification of structure refer to Structural Engineer's documents.



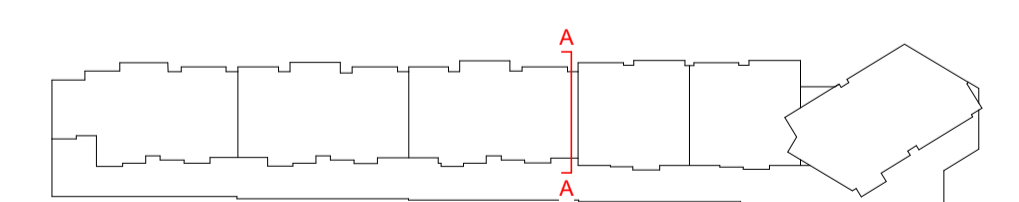
EXTENSIVE GREEN ROOFS

Requirement: Section at a scale of 1:20 showing substrate depth averaging 130mm with added peaks and troughs to provide variations between 80mm and 150mm

Planting species and density as landscape / ecologist proposals.

130mm of growing substrate to be laid with peaks and troughs subsequently created in order to ensure average depth is achieved.

1 | Green Roof Section AA
1 : 20



rev	date	description	dm	aud
A	15/03/18	ISSUED TO PLANNING FOR DISCHARGING OF CONDITION 18	SS	DPD
/	10/08/15	ISSUED TO PLANNING FOR DISCHARGE OF CONDITION 18	DB	DPD

PLANNING

Diespeker Wharf
38 Graham Street
London N1 8JX
020 7336 7777
forename.surname@pte.co.uk
@ptearchitects
www.pollardthomasedwards.co.uk

**Pollard
Thomas
Edwards**

project	job number	drawn	audited	scale	date
ABBEY AREA PHASE 1	15-029	DB	DPD	1 : 20@A1	AUG 15
drawing title	drawing number	revision			
GREEN ROOF SECTION	029_PL(00)_002	A			