



This drawing is a design intent drawing only considering proportion, profiles and visual aesthetics only. All works to be carried out in accordance with the current Building Regulations and to the complete satisfaction of the Building Control and Fire Officers, and to the specific requirements of the relevant British and International Standard Codes of Practice.

Dimensions shall not be scaled from this drawing.
The shopfitter shall effect a site survey from which 1:20 scale layout plans and full size rod details shall be produced using information provided on the drawings & manuals issued for this project. The layout plans and joinery rods shall be submitted for inspection.


All material specifications and finishes to be derived from (current version) of the H&M Standard Fitting Out specification.




17 3D-PARTY WALL 10 - EXISTING



19 3D-PARTY WALL 11 - EXISTING



18 3D-PARTY WALL 10 - FINAL



20 3D-PARTY WALL 11 - FINAL

NO.	DATE	ISSUE	BY

LISTED BUILDING APPLICATION

STORE NO.:

CLIENT: **H&M**
H&M Hennes & Mauritz UK & Ireland Ltd
 1ST FLOOR, 25 ARGYLL STREET, LONDON, W1F 7TS.
 TEL: + 44 (0) 207 434 8800

PROJECT LOCATION:
THOMAS NEAL'S CENTRE

29-41 EARLHAM STREET
 THOMAS NEAL'S CENTRE
 COVENT GARDEN

PROJECT NO.: J000987 DATE: 02/28/18

SHEET TITLE:
PARTY WALL VISUALS

SCALE: AS SHOWN@A1 / DOUBLE@A3 DRAWN BY: AS
 SHEET NO.:

J000987 -VS-05