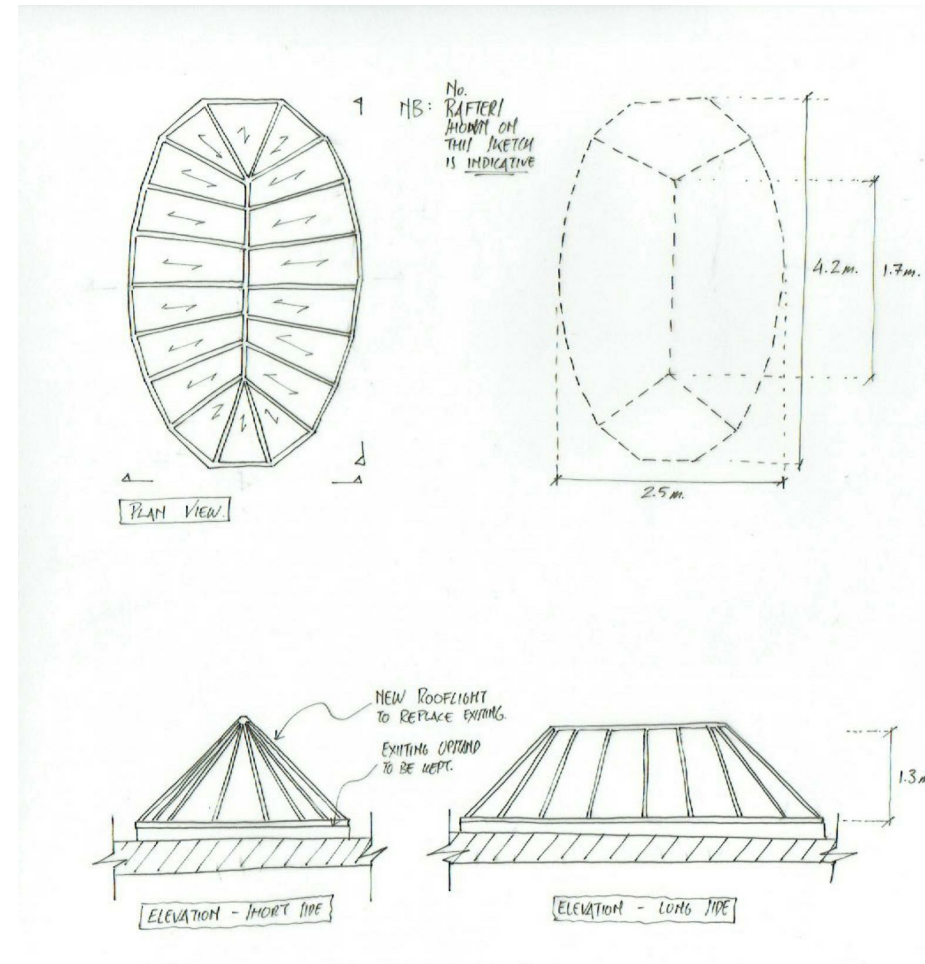
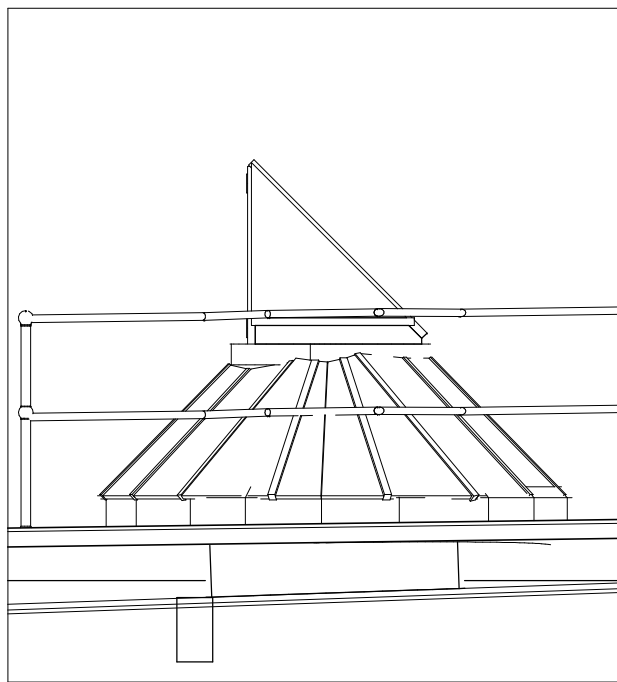


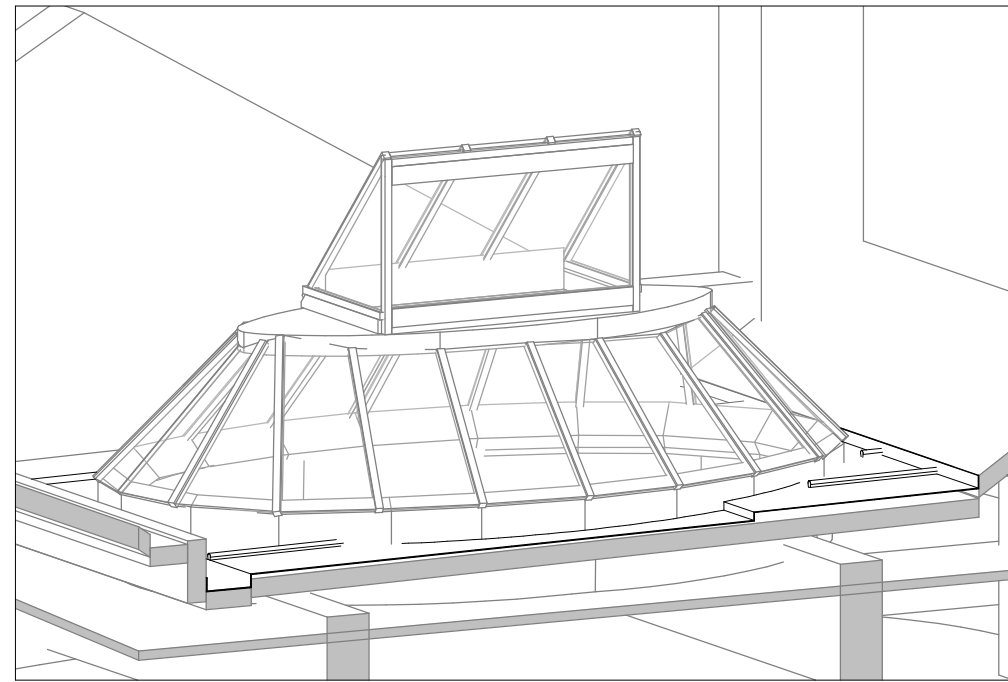
1 Existing Rooflight - Plan  
1:20



2 Proposed Rooflight Sketch



4 Existing Rooflight - Elevation 1.5.4  
1:20



5 Existing Rooflight - 3D View

Notes  
 G.1 This drawing is to be read in conjunction with all relevant Architects and Engineers drawings and specifications.  
 G.2 Do not scale from a paper or digital version of this drawing. Use written or stated dimension only.  
 G.3 For general notes refer to drawing 17/059/1.1  
 This drawing is the copyright of Barton Engineers & may not be copied, altered or reproduced in any way or passed to a third party without their written Authority  
 Status

**Tender**  
 Not for Construction

Issues / Revisions  
 P1 Issued for Comments 120218 WK  
 T1 Issued for Tender 210218 WK

**Barton Engineers**  
 Studio 121, Westbourne Studios  
 242 Acklam Road, London W10 5JJ  
 telephone +44(0)20 7631 0348  
 mail@bartonengineers.co.uk  
 http://www.bartonengineers.co.uk

Project  
**28 Russell Square**  
 Title  
**Roof Oval Light Sections**

Scales  
 1:20@A1  
 Designed by  
 Bob Barton  
 Drawn by  
 Catherine Hide  
 Drawing number  
**17/059/1.5**  
 Checked by  
 Bob Barton  
 Rev.  
**T1**